


# MONMOUTH UNIVERSITY **FOOTBALL**



## **2016 ALMANAC**



**MONMOUTH UNIVERSITY  
FOOTBALL**

**MONMOUTH HAWKS**  
.COM



**MUAWKSFB**

**M**  
**FOOTBALL**

# MONMOUTH UNIVERSITY FOOTBALL



## 2016 ALMANAC

### FOOTBALL INFORMATION

Head Coach: ..... Kevin Callahan (Rochester, '97)  
 Record at MU/Seasons: ..... 131-108/23  
 Big South Record at MU/Seasons: ..... 4-7/16  
 Career Record/Seasons: ..... 131-108/23  
 Assistant Coaches: .....  
 Assoc. Head Coach/DC/DL..... Andy Bobik (Colgate, '82)  
 Offensive Coordinator/QBs ... Kevin Morris (Williams, '86)  
 Wide Receivers ..... TJ DiMuzio (Delaware, '06)  
 RBs/Special Teams Coord... Sam Dorsett (Robert Morris, '03)  
 Assistant Head Coach/OL ..... Brian Gabriel (Siena, '02)  
 Asst. Head Coach/TE/DOFO ... Jeff Gallo (Monmouth, '05)  
 Linebackers ..... Andrew Kirkland (Colgate, '09)  
 Defensive Backs ..... Scott Lakatos (Western Connecticut, '88)  
 Defensive Line ..... Chris Raitano (Monmouth, '14)  
 Football Office Phone: ..... (732) 263-5179  
 Home Field: ..... Kessler Field at Monmouth Stadium (4,600)  
 Surface: ..... FieldTurf  
 Conference: ..... Big South  
 Nickname/Colors: ..... Hawks/Midnight Blue and White  
 2015 Record: ..... 5-6  
 2015 Home Record: ..... 3-2  
 2015 Road Record: ..... 2-4  
 Letterwinners Returning/Lost: ..... 46/19  
 Starters Returning/Lost: ..... 13/9  
 Newcomers: ..... 26  
 Football Athletics Trainer: ..... Nate Miker  
 Athletic Training Room Phone: ..... (732) 263-5249  
 Football Equipment Manager: ..... Mike Iulucci  
 All-Time Record (since 1993): ..... 131-108 (22 seasons)  
 All-Time NEC Record (since 1996): ..... 68-45 (16 seasons)  
 All-Time Big South Record (since 2014): ..... 4-7 (2 seasons)  
 All-Time Kessler Field Record: ..... 60-49  
 All-Time Road Record ..... 66-52  
 Conference Championships (NEC)(5) . . . 1996, 1998, 2003, 2004, 2006

### GENERAL INFORMATION

Mailing Address: ..... 400 Cedar Avenue  
 ..... West Long Branch, NJ 07764  
 Athletics Department Phone: ..... (732) 571-3415  
 Athletics & SID Fax: ..... (732) 571-3535  
 Founded: ..... 1923  
 Enrollment: ..... 6,300  
 Athletics Website: ..... www.MonmouthHawks.com  
 Athletics Social Media Hub: www.MonmouthHawks.com/connect  
 Football Twitter: ..... @MUHawksFB  
 Football Facebook Page: ..... www.facebook.com/MUFootball  
 President: ..... Dr. Paul Brown  
 Vice President & Director of Athletics: ..... Dr. Marilyn McNeil  
 Deputy Athletics Director: ..... Jeff Stapleton  
 Senior Associate AD/Development: ..... Jon Roos  
 Senior Assoc. AD/Compliance/SWA: ..... Jennifer Lawlor  
 Assoc. AD/Business Affairs: ..... Karen Edson  
 Assoc. AD/Communications: ..... Greg Viscomi  
 Assoc. AD/Sports Medicine: ..... Simon Rosenblum  
 Assoc. AD/Sponsorships/Broadcasting: ..... Eddy Occhipinti  
 Assoc. AD/Marketing: ..... Ken Taylor  
 Assoc. AD/Event Management: ..... Rich Carragher  
 Faculty Representative: ..... Dr. Richard Veit, Phd.

### ATHLETIC COMMUNICATIONS

Assoc. AD/Athletic Comm: ..... Greg Viscomi  
 Football Contact: ..... Greg Viscomi  
 Viscomi's Phone: ..... (732) 571-4447  
 Viscomi's Fax: ..... (732) 571-3535  
 Viscomi's email: ..... gviscomi@monmouth.edu  
 Asst. AD/Communications: ..... Mark Morhman  
 Morhman's Phone: ..... (732) 263-5180  
 Morhman's email: ..... mmorhman@monmouth.edu  
 Asst. AD/Communications: ..... Greg Ott  
 Phone: ..... (732) 263-5834  
 Email: ..... gott@monmouth.edu  
 Asst. AD/Communications: ..... Gary Kowal  
 Kowal's Phone: ..... (732) 263-5557  
 Kowal's email: ..... gkowal@monmouth.edu  
 Asst. AD/Communications/Business: ..... Jarred Weiss  
 Weiss' Phone: ..... (732) 263-5387  
 Weiss' email: ..... jweiss@monmouth.edu

### TABLE OF CONTENTS

<b>GENERAL INFORMATION</b>	<b>1</b>
Coaching Staff	2-3
<b>THE 2016 HAWKS</b>	
Numerical/Alphabetical Roster	4-5
Media Information	6
<b>2015 YEAR IN REVIEW</b>	<b>7</b>
Team Statistics	8
Individual Statistics	9-11
2014 Superlatives	12
<b>2004-2015 Game Recaps</b>	<b>13</b>
Game by Game Recaps	14-69
<b>MONMOUTH TRADITION</b>	<b>70</b>
All-Time Series Records	71-72
Year-by-Year Results	73-74
Conference Championship Capsules	75-77
<b>THE RECORD BOOK</b>	<b>78</b>
Records	79-93
Career Leaders	94-102
Team Awards	103-104
Weekly/National/Conference Awards	104-109
All-Time Roster	110-111
<b>OPPONENT COMPOSITE SCHEDULE</b>	<b>112</b>

### 2016 SCHEDULE

DATE	OPPONENT	TIME
09.03	at Lehigh	12:30 PM
09.10	at Delaware State	5 PM
09.17	at Kent State	3:30 PM
09.24	<b>Charleston Southern</b>	1 PM
10.01	<b>Fordham</b>	1 PM
10.08	at Howard	1 PM
10.13	* at PRESBYTERIAN	7 PM
10.22	* at LIBERTY	3:30 PM
10.29	* <b>Kennesaw State</b>	1 PM
11.05	* at COASTAL CAROLINA	TBA
11.19	* at Gardner-Webb	1:30 PM

\*Big South Conference Games

### 2015 RESULTS (5-6, 3-3 Big South)

DATE	OPPONENT	TIME
09.05	<b>HOLY CROSS</b>	L, 27-19
9.12	at Central Michigan	L, 31-10
09.19	at Wagner	W, 16-31
09.26	at Fordham	L, 54-31
10.03	BRYANT	W, 24-31
10.10	* at Charleston Southern	L, 37-7
10.17	* <b>LIBERTY</b>	W, 17-20
10.24	* <b>COASTAL CAROLINA</b>	L, 23-20
10.31	* at Kennesaw State	L, 23-13
11.14	* <b>PRESBYTERIAN</b>	W, 16-21
11.21	* at Gardner-Webb	W, 9-23

\*Big South Conference Games  
 5-6 Overall 3-3 Home 2-4 Away \*Big South Conference Games



# HEAD COACH KEVIN CALLAHAN



The only head coach in the history of football at Monmouth, Kevin Callahan has developed a winning tradition in West Long Branch. Callahan, whose 131 wins is 13th among active coaches at the FCS level, ushered in a new era for MU football when the Hawks joined the Big South Conference in 2014.

Beginning his 24th season at the helm of the Hawks, Callahan has amassed a 131-108 record while his teams have captured five conference titles. Along the way, Monmouth has been ranked among the top 20 in total offense on two occasions and in total defense five times. Meanwhile, over 120 players have earned conference recognition, while numerous Hawks have earned regional and national honors. Regarded as an outstanding coach by his peers, Callahan served as the President of the FCS Football Coaches Committee in 2007-08 and served a 10 year term as a member of the committee. Under his watch, six former Hawks have earned spots on NFL rosters, including Miles Austin who was an All-Pro wide receiver for the Dallas Cowboys.

Academically, Callahan's squads have consistently performed at a high level. Eight players have been named to the prestigious FCS ADA Academic All-Star team (average of 55 FCS players selected per season) a total 11 times. Monmouth has had at least one representative on the Capital One Academic All-District Team for each of the last 16 seasons, including three-time selection Joe Johnson who was also a two-time Big South All-Academic Team member. Monmouth has ranked second among Big South schools in the NCAA's Academic Progress Rate (APR) in each of the first two seasons the Hawks have been in the league. While a member of the Northeast Conference, Monmouth averaged 20 players per year on the Academic Honor Roll (greater than a 3.2 cumulative gpa), and owned the highest team grade point average in two of its final three seasons in the league.

The 2015 campaign set a number of firsts for the program, including the Hawks first game against an Football Bowl Subdivision opponent and its first win over a ranked opponent. Callahan and the Blue & White tripled its conference win total in just its second year in the Big South, finishing with a 3-3 record and a third place conference finish. On October 17 Monmouth upset conference foe and No. 22 ranked Liberty 20-17 in overtime, giving the program its first win over a ranked opponent. One week later the Hawks would host top-ranked Coastal Carolina,

falling to the Chanticleers on a last second field goal. In all, Monmouth faced a ranked opponent in four of its 11 games in 2015 while also playing Central Michigan on September first in MU's first contest against an FBS squad. Seven Hawks earned All-Big South Honors while sophomore Mike Basile was named All-Big South and All-ECAC Second Team. Academically, Joe Johnson earned Academic All-District II and was named to the Big South Academic All-Star Team for the second consecutive year.

Prior to accepting the head coaching position at Monmouth in August of 1992, Callahan served as assistant coach at Colgate University for eight seasons. While with the Raiders, Callahan served as assistant head coach and defensive coordinator, while tutoring the linebackers and secondary. Callahan groomed his defensive coordinating skills at Wagner College from 1981 to 1983. In 1980, Callahan served as an assistant coach under Frank Maloney at Syracuse University. He served as the assistant offensive backfield coach for the Orangemen.

A native of Elmira, N.Y., Callahan began his coaching career as a graduate assistant for three seasons at the University of Albany from 1977 to 1979. Callahan was a two-year standout defensive back at the University of Rochester. He earned a bachelor's degree in history from Rochester in 1977.

Callahan and his wife, Ann Marie, reside in Spring Lake Heights. They have two children, Kevin Jr. and Julia. His son Kevin Jr is an offensive assistant at Columbia University.

## CALLAHAN AT A GLIMPSE

### PERSONAL

**Birthdate:** February 18, 1955  
**Birthplace:** Elmira, N.Y.  
**Hometown:** Elmira, N.Y.  
**Family:** Wife (former Ann Marie Carmody); Children (daughter Julia and son Kevin)

### EDUCATION

**High School:** Elmira (N.Y.) Southside (1973)  
**College:** Rochester (1977)

### PLAYING EXPERIENCE

1975-76 Rochester

### COACHING EXPERIENCE

1977 Albany (Offensive Backfield)  
 1978-79 Albany (Outside Linebackers)  
 1980 Syracuse (Offensive Backfield)  
 1981-84 Wagner (Def. Coordinator)  
 1984-91 Colgate (Def. Coordinator)  
 1991 Colgate (Assistant Head Coach)  
 1992- Monmouth (Head Coach)  
 Record at MU: 131-108

### COACHING HONORS

1998 NEC Coach of the Year  
 2003 NEC Coach of the Year  
 2006 NEC Coach of the Year

### CONFERENCE TITLES

1983 ECAC Metro Conference (Assistant Coach - Wagner)  
 1996 Northeast Conference (Head Coach - Monmouth)  
 1998 Northeast Conference (Head Coach - Monmouth)  
 2003 Northeast Conference (Head Coach - Monmouth)  
 2004 Northeast Conference (Head Coach - Monmouth)  
 2006 Northeast Conference (Head Coach - Monmouth)

### POSTSEASON EXPERIENCE

1977 NCAA III Semifinals (Assistant Coach - Albany)  
 1983 NCAA III Quarterfinals (Assistant Coach - Wagner)  
 2003 ECAC Football Classic (Head Coach - Monmouth)  
 2006 Gridiron Classic (Head Coach - Monmouth)

### OTHER HONORS

2003 Named New Jersey Sports Writers Coach of the Year  
 2006 Inducted to Jersey Shore Hall of Fame  
 2007-08 Served as President of the FCS Coaches Committee  
 20016 Inducted to Shore Coaches Football Foundation Hall of Fame

# COACHING STAFF




**ANDY BOBIK**  
 Defensive Coordinator  
 23rd Season (Colgate '82)



**KEVIN MORRIS**  
 Offensive Coordinator  
 3rd Season (Williams '86)



**BRIAN GABRIEL**  
 Offensive Line/Recruiting  
 13th Season (Siena '02)



**ANDY BOBIK**



**JEFF GALLO**  
 Tight Ends/Football Ops  
 12th Season (Monmouth '05)



**TJ DIMUZIO**  
 Wide Receivers  
 3rd Season (Delaware '06)



**SAM DORSETT**  
 Running Backs  
 4th Season (Robert Morris '03)



**KEVIN MORRIS**



**ANDREW KIRKLAND**  
 Linebackers  
 2nd Season (Colgate '09)



**SCOTT LAKATOS**  
 Defensive Backs  
 2nd Season (Western Conn. '88)

## KESSLER FIELD AT MONMOUTH STADIUM

Monmouth University plays all of its home football and lacrosse games at Kessler Field at Monmouth Stadium on the school's beautiful 156-acre campus in West Long Branch, New Jersey.

2015 will be the final season of the field in its original conception as construction will begin in August on the brand new, 15 million dollar Monmouth Stadium.

In the summer of 2014, Kessler Field was refitted with a state-of-the-art artificial surface by the FieldTurf Corporation. In 2013 Monmouth fans broke the school's average attendance record, with overall attendance up 24% from 2012 and 10 % higher than the previous best.

For the opening of the Monmouth Hawks' first football season in 1993, a 3,000-seat grandstand with press box was built. Alumni John and Henni Kantor Kessler, class of 1969 and 1968, respectively, donated \$250,000 toward construction.

Kessler Field was built in 1993 and opened for the Hawks' inaugural season. On September 25, 1993, the first-ever game was played at Kessler Field as the Hawks hosted Sacred Heart University. Although the facility officially seats 4,600 fans, a record crowd of 6,233 packed Kessler Field on Homecoming Weekend in 1993.

Monmouth, which has posted a 63-51 mark at Kessler Field in its 23 seasons of play, has averaged over 3,100 fans per game in the program's history.

Behind the east endzone of Kessler Field sits MU's new 57 million dollar OceanFirst Bank Center, houses the Monmouth football locker room. Opening in the Fall of 2009, the buildings indoor arena and track provides a better training facility for the team's winter conditioning program as well as rehabilitation efforts. The building features meeting rooms that are large enough to accommodate the entire team but also areas small enough where individual positions can meet. A brand new fitness center, with weights and cardiovascular equipment, benefits all student athletes, including the football squad.



**KESSLER FIELD**

### MU HOME RECORDS SINCE 1993 (23 seasons)

<b>1993</b> 1-3	<b>2001</b> 3-2	<b>2009</b> 2-3
<b>1994</b> 4-0	<b>2002</b> 2-3	<b>2010</b> 2-4
<b>1995</b> 4-1	<b>2003</b> 5-0	<b>2011</b> 0-6
<b>1996</b> 4-2	<b>2004</b> 5-1	<b>2012</b> 2-2
<b>1997</b> 2-2	<b>2005</b> 3-1	<b>2013</b> 2-2
<b>1998</b> 2-3	<b>2006</b> 5-2	<b>2014</b> 4-1
<b>1999</b> 0-4	<b>2007</b> 1-3	<b>2015</b> 3-2
<b>2000</b> 3-2	<b>2008</b> 3-2	

# 2016 MONMOUTH ROSTER

No.	Player	Pos.	Ht.	Wt.	Cl.	Hometown/High School (Previous School)
1	Tymere Berry	DB	6-1	175	So.	Toms River, NJ/Toms River South
2	Darnell Leslie	DL	6-2	235	Sr.	Gaithersburg, MD/Quince Orchard
3	Marcus Leslie	DB	5-10	185	Jr.	Miami, Fla./Coral Reef Senior
4	Deonta Fair	DB	6-0	185	So.	Miami, FL/American Heritage Plantation
5	Dimitrius Smith	DL	6-2	305	Sr.	Millstone, NJ/Jackson Memorial/Milford Acad.
6	Matt Choi	WR	6-2	200	Sr.	Gaithersburg, MD/Quince Orchard
7	Darren Ambush	WR	5-8	185	Sr.	Dickerson, MD/Urbana
8	Michael Jolly	RB	5-6	180	Jr.	Springfield, VA/Robert E. Lee
9	Reggie White Jr.	WR	6-3	195	So.	Randallstown, MD/Milford Mill Academy
11	Michael Welsh	QB	6-1	215	Fr.	Medford, NJ/Shawnee
12	Cody Williams	QB	6-4	190	So.	Springfield, MA/Central
13	LeKeith Celestain	DB	6-1	175	Sr.	Brooklyn, NY/Holy Cross
14	Christian Runza	LB	6-1	215	Jr.	Noorwood, NJ/Old Tappan
15	Devin Ray	QB	6-3	215	Sr.	Bedminster, NJ/Bernards/Rutgers
16	Kenji Bahar	QB	6-3	175	RFr.	Baltimore, MD/Calvert Hall
17	Andrew Ashley	DB	5-8	175	RFr.	Laurel, MD/Good Counsel
18	Bob Davies	QB	6-0	180	Sr.	Jackson, NJ/Jackson Liberty
18	Anthony Paterra	WR	5-10	160	So.	Pelham, NY/Pelham Memorial
19	Ugo Ezemma	WR	6-1	195	So.	Nanuet, NY/St. Joe's Montvale
20	Ed Royds	RB	5-11	200	5Sr.	Mount Laurel, NJ/Shawnee/Navy
21	Lavon Chaney	RB	5-9	190	Sr.	Edgewater, MD/South River
22	Kevin Butler	DB	5-11	210	Sr.	Piscataway, NJ/Piscataway
23	Teddie Martinez	DB	6-0	180	Sr.	Baltimore, MD/St. Paul's School
24	Kamau Dumas	DB	5-9	180	Sr.	Morristown, NJ/Morristown
25	Lonnie Moore	WR	5-10	160	Fr.	Sicklerville, NJ/Paul VI
26	Christian Wagar	DB	6-0	195	So.	Neptune, NJ/Red Bank Catholic/East Coast Prep
27	Agbai Iroha	DB	5-9	195	Jr.	Union, NJ/Union
28	Wendell Allen	DB	6-1	180	Fr.	Monmouth Junction, NJ/South Brunswick
29	Matt Castronuova	WR	5-9	175	So.	Jackson, NJ/Jackson Memorial
30	Mike Basile	DB	6-1	200	Jr.	Brick, NJ/Brick Memorial
31	Grant Rataski	DB	5-11	190	So.	Fair Haven, NJ/Rumson Fair Haven
32	Devell Jones	RB	6-0	235	So.	Iselin, NJ/Lincoln
33	Kyle Carroll	DB	5-9	185	So.	Hicksville, NY/Hicksville
34	Zach Welch	RB	5-11	225	Sr.	Middletown, MD/Middletown
35	Kyle Gregory	DB	6-0	195	Jr.	Germantown, MD/Quince Orchard
36	Brendan Wharton	LB	6-2	215	Sr.	Ijamsville, MD/Urbana
37	Matt Mosquera	K	5-10	175	Fr.	Middletown, NJ/Middletown South
38	Vinny Grasso	WR	5-7	175	Jr.	Toms River, NJ/Monsignor Donovan
39	Larry Redaelli	RB	5-7	185	So.	Monmouth Beach, NJ/Red Bank Catholic
40	Shamar Shanks	LB	6-2	220	Fr.	Baltimore, MD/Gilman
41	John Coleman	K	6-0	195	Jr.	Sparta, NJ/Sparta
42	Jonathan Brice	DB	6-1	200	Fr.	Baltimore, MD/Archbishop Curley
43	Anthony Paterra	WR	5-10	160	Jr.	Pelham, NY/Pelham Memorial
44	Mike Christ	LS	6-2	245	Jr.	Sterling, VA/Dominion
45	Da'Quan Grimes	LB	5-11	205	Fr.	Gaithersburg, MD/Damascus
46	Dylan Budroni	TE	6-5	205	Fr.	Arnold, MD/St. Mary's
47	Brandon Anthony	LB	6-2	190	Sr.	Columbia, MD/Atholton
48	Zach Talley	LB	6-3	230	So.	Quakertown, Pa./Lansdale Catholic
49	Matt White	K	6-1	185	Jr.	Gibsonia, Pa./Mars Area
50	Payton Minnich	LB	6-3	245	Sr.	Harrisburg, Pa./Central Dauphin East
51	Tre Nelson	LB	6-1	220	So.	Palmerton, PA/Palmerton
52	Keneek Tomlinson	DL	6-2	220	Fr.	East Orange, NJ/East Orange
53	Evan Powell	LB	6-1	230	Fr.	Marlton, NJ/Cherokee
54	Alex Thompson	OL	6-4	295	Jr.	Lawnside, NJ/Haddon Heights/Milford [WVU]
55	Peter Righi	OL	6-3	285	Jr.	Fair Haven, NJ/Rumson Fair-Haven
56	Diego Zubieta	LB	5-10	205	So.	Newtown Sq., PA/Penncrest
57	Sam Pierce	OL	6-2	280	So.	New Brunswick, NJ/New Brunswick
58	Adham Hasan	LB	5-11	225	So.	Fredericksburg, VA/Mountain View
59	Carl File Jr.	LB	5-11	235	Jr.	Millville, NJ/St. Augustine Prep
60	Will Larson	OL	6-5	270	RFr.	Leesburg, VA/Tuscarora



# 2015 MONMOUTH ROSTER

No.	Player	Pos.	Ht.	Wt.	Cl.	Hometown/High School (Previous School)
61	AJ Farris	OL				
62	John Gallina	OL	6-7	335	RFr.	Forest Hill, MD/Bel Air
63	Nate Bond	OL	6-3	250	So.	Reinholds, PA/Conrad Weiser
64	Joe Rutowski	OL	6-3	265	Fr.	Middletown, NJ/Middletown South
65	Charles James	OL	6-5	265	Fr.	Union, NJ/Union
66	Matt Gwizdz	DL	6-1	280	Sr.	Whitehouse Station, NJ/Hunterdon Central
68	Eli Brown	DL	6-4	260	Sr.	Bladensburg, MD/Bladensburg
69	Taylor DaCosta	OL	6-3	240	Fr.	Kenilworth, NJ/David Brearley HS
70	Mahmoud Shabana	OL	6-3	250	Fr.	New York, NY/Brooklyn Tech
71	Ryan Wetzel	OL	6-4	285	Jr.	Freehold, NJ/Colts Neck
72	Brian Syracuse	OL	6-4	275	Fr.	Nanuet, NY/Nanuet
73	Gianni Mazzone	OL	6-3	280	Fr.	Manalapan, NJ/Freehold Twp.
74	Cam Brown	OL	6-2	285	Fr.	Philadelphia, PA/Simon Gratz
75	Manny Christian	OL	6-5	280	Fr.	Newark, NJ/Newark Central
76	Matt Stoneberg	OL	6-5	300	Sr.	Bel Air, MD/Bel Air
77	Keith Williams	OL	6-7	270	Fr.	Baltimore, MD/Overlea
78	Russ Clayton	OL	6-4	275	Jr.	Monroe, NJ/Monroe Twp.
79	Andrew Foster	DL	6-6	285	So.	Manasquan, NJ/The Hun School [Michigan State]
80	Bryce Barneys	WR	6-0	160	Fr.	Avenel, NJ/Colonia
81	Brandon Batts	WR	5-10	175	So.	Elkridge, MD/Mount St. Joseph
82	Gabe Hemighaus	TE	6-4	250	Sr.	Bridgeton, NJ/Cumberland
83	Jake Powell	TE	6-5	235	So.	Marlton, NJ/Cherokee
84	Devin Phelps	WR	6-1	175	So.	Baltimore, MD/St. Francis
85	Zach Fabel	TE	6-3	265	Gr.	Brigantine, NJ/Holy Spirit
86	Shawn Clark	TE	6-8	230	So.	Potsdam, NY/Potsdam/Cushing Academy
87	Ben Hartwick	TE	6-6	240	So.	Mahwah, NJ/Mahwah
88	Nick Venier	TE	6-5	255	Fr.	Staten Island, NY/New Dorp
89	Mike Strange	WR	6-5	210	5Sr.	Davidsonville, MD/South River
90	Manny Maragoto	DL	6-6	255	Sr.	Freehold, NJ/Freehold Township
91	Kevin Locke	DL	6-3	245	So.	Millstone, NJ/Allentown
92	Kahari Scarlett	DL	6-3	220	Fr.	Bloomfield, CT/Bloomfield
93	Russell Davidson	DL	6-4	250	Fr.	New Providence, NJ/New Providence
94	Ryan Faber	DL	6-1	250	So.	Sparta, NJ/Seton Hall Prep
95	Adam Kakar	DL	6-3	300	Fr.	Toms River, NJ/Toms River North/Milford Academy
96	Daivone Thomas	DL	6-0	260	Jr.	Millstone, NJ/Allentown
97	DJ Martin	DL	6-2	265	Sr.	Burlington, NJ/Burlington Twp.
98	Lowell Kelly-Gamble	DL	6-2	235	Fr.	Bloomfield, NJ/Bloomfield
99	Ryan Schoer	LB	6-1	225	Jr.	Manalapan, NJ/Red Bank Regional/URI

# 2016 MONMOUTH ALPHABETICAL ROSTER

28	Wendell Allen	DB	69	Taylor DaCosta	OL	98	Will Larson	DL	99	Ryan Schoer	LB
7	Darren Ambush	WR	93	Russell Davidson	DL	2	Darnell Leslie	DL	70	Mahmoud Shabana	OL
47	Brandon Anthony	LB	18	Bob Davies	QB	3	Marcus Leslie	DB	40	Shamar Shanks	LB
17	Andrew Ashley	DB	24	Kamau Dumas	DB	91	Kevin Locke	DL	5	Dimitrius Smith	DL
16	Kenji Bahar	QB	19	Ugo Ezemma	WR	90	Manny Maragoto	DL	76	Matt Stoneberg	OL
80	Bryce Barneys	WR	85	Zach Fabel	TE	97	DJ Martin	DL	89	Mike Strange	WR
30	Mike Basile	DB	94	Ryan Faber	DL	23	Teddie Martinez	DB	72	Brian Syracuse	OL
81	Brandon Batts	WR	4	Deonta Fair	DB	73	Gianni Mazzone	OL	48	Zach Talley	LB
1	Tymere Berry	DB	61	AJ Farris	OL	50	Payton Minnich	LB	96	Daivone Thomas	DL
63	Nate Bond	OL	59	Carl File Jr.	LB	25	Lonnie Moore	WR	54	Alex Thompson	OL
42	Jonathan Brice	DB	79	Andrew Foster	DL	37	Matt Mosquera	K	52	Keneek Tomlinson	DL
74	Cam Brown	OL	62	John Gallina	OL	51	Tre Nelson	LB	88	Nick Venier	TE
68	Eli Brown	DL	38	Vinny Grasso	WR	43	Anthony Paterra	WR	26	Christian Wagar	DB
46	Dylan Budroni	TE	35	Kyle Gregory	DB	84	Devin Phelps	WR	34	Zach Welch	RB
22	Kevin Butler	LB	45	Da'Quan Grimes	LB	57	Sam Pierce	OL	11	Michael Welch	QB
33	Kyle Carroll	DB	66	Matt Gwizdz	OL	53	Evan Powell	LB	71	Ryan Wetzel	OL
29	Matt Castronuova	WR	87	Ben Hartwick	TE	83	Jake Powell	TE	36	Brendan Wharton	LB
13	LeKeith Celestain	DB	58	Adham Hassan	LB	31	Grant Rataski	DB	9	Reggie White Jr.	WR
21	Lavon Chaney	RB	82	Gabe Hemighaus	TE	15	Devin Ray	QB	49	Matt White	K
6	Matt Choi	WR	27	Agbai Iroha	DB	39	Larry Radaelli	RB	12	Cody Williams	QB
44	Mike Christ	LS	65	Charles James	OL	55	Peter Righi	OL	77	Keith Williams	OL
75	Manny Christian	OL	8	Michael Jolly	RB	20	Ed Royds	DB	56	Diego Zubieta	LB
86	Shawn Clark	TE	32	Devell Jones	RB	14	Christian Runza	QB			
78	Russ Clayton	OL	95	Adam Kakar	DL	64	Joe Rutowski	OL			
41	John Coleman	K	98	Lowell Kelly-Gamble	DL	92	Kahari Scarlett	DL			

# 2016 MEDIA POLICIES

The 2016 Monmouth University Football Almanac has been prepared to assist media members in their coverage of the Hawks.

We hope that most of your questions will be answered in the pages of this guide. Should you need additional information or assistance, please contact the Monmouth Athletics Communications Office. The information on this page covers most media-related questions you should have.

We appreciate your coverage of Monmouth football and look forward to working with you this fall.

## BIG SOUTH WEEKLY FOOTBALL MEDIA TELECONFERENCE

The Big South Conference office conducts a weekly media teleconference involving each head coach Tuesday mornings during the season, beginning at 10:20am ET. Each coach will speak for 10 minutes. The first call will be held Tuesday, Aug. 26 - entering Week One. Each call will be recorded and available for playback on the Conference's website, BigSouthSports.com. To inquire about participation, contact Mark Simpson at 704-341-7990 or marks@bigsouth.org.

## INTERVIEWS WITH COACH CALLAHAN

Media wishing to interview Coach Kevin Callahan must notify the Monmouth University Athletics Communications Office.

## WEEKLY PLAYER INTERVIEWS

All player interviews must be requested through the Monmouth University Athletics Communications Office, and must be arranged at least 24 hours in advance. Phone interviews are available by contacting the Athletics Communications Office. **NO HOME PHONE NUMBERS WILL BE GIVEN OUT TO THE MEDIA.** Please coordinate all requests with the Monmouth University Athletics Communications Office.

## PRACTICE COVERAGE

Monmouth practices are open to the media, but please call in advance if you plan on attending. Practices during the week (Tues.-Thurs.) are from 8:00 AM to 10:00 AM. Players and coaches will usually be available after practice. Monday practices will change weekly. There will be no media availability on the Friday before games for either Coach Callahan or players. Please contact the Monmouth University Athletics Communications Office to confirm the week's schedule.

## POST-GAME INTERVIEWS

Post-game interviews for home games will be conducted in the media room in the fitness center. Coach Callahan and requested players will be available after a brief cooling off period. Interviews following road games will be subject to the policies set forth by the home teams.

## MEDIA CREDENTIALS

Arrangements for media credentials for Monmouth University's home football games must be made through the Monmouth Athletics Communications Office. Requests by accredited media members should be made in writing and submitted on company letterhead or via email to Greg Viscomi gviscomi@monmouth.edu .

Priority of issuance of credentials will be given to daily newspapers and television stations which cover Monmouth football on a regular basis.

Credentials must be requested at least 48 hours prior to requested game.

## MEDIA WILL CALL

A will call window will be operated on game days at the gates to Monmouth Stadium for the distribution of credentials which have not been mailed. Proper ID will be required.

## PRESS BOX SERVICES

A media packet will be distributed to your seat prior to kickoff. It will include a game program, flipcard and game notes for each team and the Northeast Conference. If you are missing any material, please contact a member of the Monmouth Athletics Communications Office.

Quarterly statistics and play-by-play will be distributed during the game. Final statistics and booklets will be distributed as soon as possible following the game.

# MEDIA OUTLETS

### ASBURY PARK PRESS

3601 Highway 66  
Neptune, NJ 07754  
Phone: 732.922.6000  
Fax: 732.643.4012

### ASSOCIATED PRESS

International Airport Plaza  
U.S. Routes 1 & 9  
Newark, NJ 07714  
Phone: 201.642.0151  
Fax: 201.643.2526  
609.392.3525

### ATLANTICVILLE

184 Broadway  
PO Box 59  
Long Branch, NJ 07740  
Phone: 732.870.9338

### CABLEVISION OF MONMOUTH

1501 18th Avenue  
Wall, NJ 07719  
Phone: 732.681.8222

### CN8... THE COMCAST NETWORK

800 Rahway Avenue  
Union, NJ 07083  
Phone: 908.851.7492

### THE COURIER

PO Box 399  
10 Kings Way  
Middletown, NJ  
Phone: 732.957.0070

### ESPN SPORTSTICKER

Harborside Financial Center  
600 Plaza Two  
Jersey City, NJ 07311-3992  
Phone: 201.309.1300  
Fax: 800.336.0383

### NEWARK STAR LEDGER

(Main Office)  
Star Ledger Plaza  
Newark, NJ 07102  
Phone: 201.877.4231  
Fax: 201.242.5967

### NEWARK STAR LEDGER

(Colleges)  
187 Mill Lane  
Mountainside, NJ 07092  
Phone: 908.789.3355  
Fax: 908.789.4744

### NEWS 12 NEW JERSEY

450 Raritan Center Parkway  
Edison, NJ 08837  
Phone: 732.346.3294  
Fax: 732.417.1484

### NEW JERSEY NETWORK

PO Box CN 777  
Trenton, NJ  
Phone: 609.777.5233  
Fax: 609.633.2927

### NEW JERSEY NEWS

704 Westwood Avenue  
Suite #2  
Long Branch, NJ 07740  
Phone: 732.263.1355  
Fax: 732.870.8095

### OCEAN COUNTY OBSERVER

8 Robbins Street  
Toms River, NJ 08753  
Phone: 732.349.3218  
Fax: 732.349.8636

### THE OUTLOOK

Monmouth University  
400 Cedar Avenue  
West Long Branch, NJ 07764  
Phone: 732.571.3481

### SHORE SPORTS NETWORK

PO Box 927  
Toms River, NJ 08754  
Phone: 908.269.0977  
Fax: 908.269.8831

### WMCX 88.9 FM

Monmouth University  
400 Cedar Avenue  
West Long Branch, NJ 07764  
Phone: 732.571.3482



# ***2015 YEAR IN REVIEW***

***HAWKS***  
FOOTBALL



# 2015 TEAM STATISTICS

Team Statistics	MU	OPP
SCORING	226	277
Points Per Game	20.5	25.2
Points Off Turnovers	35	69
FIRST DOWNS	190	217
Rushing	90	93
Passing	84	113
Penalty	16	11
RUSHING YARDAGE	1676	1681
Yards gained rushing	2008	1930
Yards lost rushing	332	249
Rushing Attempts	411	423
Average Per Rush	4.1	4.0
Average Per Game	152.4	152.8
TDs Rushing	14	18
PASSING YARDAGE	1980	2324
Comp-Att-Int	187-317-12	186-319-13
Average Per Pass	6.2	7.3
Average Per Catch	10.6	12.5
Average Per Game	180.0	211.3
TDs Passing	14	14
TOTAL OFFENSE	3656	4005
Total Plays	728	742
Average Per Play	5.0	5.4
Average Per Game	332.4	364.1
KICK RETURNS: #-Yards	33-617	38-651
PUNT RETURNS: #-Yards	11-38	27-267
INT RETURNS: #-Yards	13-145	12-70
KICK RETURN AVERAGE	18.7	17.1
PUNT RETURN AVERAGE	3.5	9.9
INT RETURN AVERAGE	11.2	5.8
FUMBLES-LOST	14-7	13-9
PENALTIES-Yards	57-491	60-524
Average Per Game	44.6	47.6
PUNTS-Yards	55-2199	48-1808
Average Per Punt	40.0	37.7
Net punt average	34.4	35.2
KICKOFFS-Yards	45-2212	57-3361
Average Per Kick	49.2	59.0
Net kick average	33.6	40.2
TIME OF POSSESSION/Game	29:21	30:39
3RD-DOWN Conversions	52/162	69/153
3rd-Down Pct	32%	45%
4TH-DOWN Conversions	21/34	6/12
4th-Down Pct	62%	50%
SACKS BY-Yards	18-122	17-104
MISC YARDS	0	2
TOUCHDOWNS SCORED	29	33
FIELD GOALS-ATTEMPTS	8-14	16-19
ON-SIDE KICKS	2-2	1-1
RED-ZONE SCORES	(26-36) 72%	(38-47) 81%
RED-ZONE TOUCHDOWNS	(19-36) 53%	(25-47) 53%
PAT-ATTEMPTS	(26-27) 96%	(25-27) 93%
ATTENDANCE	12303	41012
Games/Avg Per Game	5/2461	6/6835
Neutral Site Games		0/0

Score by Quarters	1st	2nd	3rd	4th	OT	Total
Monmouth	55	50	52	66	3	226
Opponents	48	118	45	66	0	277



# 2015 INDIVIDUAL STATISTICS

Scoring	td	fg	PAT				dx	saf	pts
			kick	rush	rcv	pass			
WHITE, Matt	-	8-14	26-27	-	-	-	-	50	
CHANEY, Lavon	8	-	-	-	-	-	-	48	
AMBUSH, Darren	5	-	-	-	0-1	-	-	30	
WHITE JR, R.	5	-	-	-	-	-	-	30	
EZEMMA, Ugo	3	-	-	-	-	-	-	18	
WILLIAMS, Cody	3	-	-	-	0-1	-	-	18	
WELCH, Zach	3	-	-	-	-	-	-	18	
GRAY, Pat	1	-	-	-	-	-	-	6	
SIECZKOWSKI, J.	1	-	-	-	-	-	-	6	
TEAM	-	-	-	-	-	-	1	2	
Total	29	8-14	26-27	-	0-2	-	1	226	
Opponents	33	16-19	25-27	0-2	2-4	-	1	277	

Total Offense	g	plays	rush	pass	total	avg/g
WILLIAMS, Cody	11	421	362	1868	2230	202.7
CHANEY, Lavon	10	184	806	64	870	87.0
WELCH, Zach	7	65	366	0	366	52.3
AMBUSH, Darren	11	13	107	0	107	9.7
JOLLY, Michael	6	17	103	0	103	17.2
ONETT, Ben	11	7	3	48	51	4.6
DUMAS, Kamau	11	5	18	0	18	1.6
ROYDS, Ed	3	5	14	0	14	4.7
WHITE JR, R.	11	1	-5	0	-5	-0.5
TEAM	7	10	-98	0	-98	-14.0
Total	11	728	1676	1980	3656	332.4
Opponents	11	742	1681	2324	4005	364.1

Field Goals	fg	pct.	01-19	20-29	30-39	40-49	50-99	lg	blk
WHITE, Matt	8-14	57.1	0-0	2-3	5-9	1-2	0-0	40	1

FG Sequence	Monmouth	Opponents
HC	(38),(37),(27)	(22),(40)
Central Michigan	(37)	(30)
WAGNER	23,(22)	(41),45
Fordham	(35)	(29),(54)
BRY	(40),32	-
Charleston So.	-	(22)
LIBERTY	47,(35),(37)	27,(30)
COASTAL	39	(30),(32),(30)
Kennesaw State	34	(37),25
PC	-	(34)
Gardner-Webb	-	(35),(33),(20)

Punting	no.	yds	avg	lg	tb	fc	i2050+	blk
WHITE, Matt	55	2194	40.0	68	2	4	12	9
Total	55	2194	40.0	68	2	4	12	9
Opponents	48	1803	37.7	53	4	16	16	2

Kickoffs	no.	yds	avg	tb	ob	retn	net	ydln
COLEMAN, John	35	1674	47.8	1	0			
WHITE, Matt	7	370	52.9	0	1			
SANTANGELO, L.	3	169	56.3	1	0			
Total	45	2214	49.2	2	1	17	133.6	31
Opponents	57	336	59.0	18	5	18	740.2	24

Numbers in (parentheses) indicate field goal was made.

Date	Opponent	Score	Times			Total	Rush	Pass	FGs	Failed to score inside RZ						
			In RZ	Score	Pts					TDs	TDs	TDs	Made	FGA	Dow	Int
Sep 04, 201	HC	L 19-27	4	3	13	1	1	0	2	1	0	0	0	0	0	0
Sep 12, 201	at Central Michigan	L 10-31	3	2	10	1	1	0	1	0	1	0	0	0	0	0
Sep 19, 201	at WAGNER	31-16	5	3	17	2	2	0	1	1	0	1	0	0	0	0
Sep 26, 201	at Fordham	L 31-54	5	4	24	3	2	1	1	0	0	1	0	0	0	0
Oct 03, 201	BRY	31-24	2	1	7	1	0	1	0	1	0	0	0	0	0	0
Oct 10, 201	at Charleston So.	L 7-37	2	1	7	1	1	0	0	0	1	0	0	0	0	0
Oct 17, 201	LIBERTY	20-17	4	4	20	2	2	0	2	0	0	0	0	0	0	0
Oct 24, 201	COASTAL	L 20-23	3	2	13	2	1	1	0	0	1	0	0	0	0	0
Oct 31, 201	at Kennesaw State	L 13-23	3	2	13	2	0	2	0	1	0	0	0	0	0	0
Nov 14, 201	PC	21-16	4	3	21	3	1	2	0	0	0	0	0	0	1	0
Nov 21, 201	at Gardner-Webb	23-9	1	1	7	1	1	0	0	0	0	0	0	0	0	0
Totals			36	26	152	19	12	7	7	4	3	2	0	1	0	0
26 of 36 (72.2%)																

# 2015 INDIVIDUAL STATISTICS

<b>Rushing</b>	gp-gs	att	gain	loss	net	avg	td	lg	avg/g
CHANEY, Lavon	10-9	182	864	58	806	4.4	7	41	80.6
WELCH, Zach	7-2	65	369	3	366	5.6	3	32	52.3
WILLIAMS, Cody	11-11	110	523	161	362	3.3	3	71	32.9
AMBUSH, Darren	11-10	13	107	0	107	8.2	1	20	9.7
JOLLY, Michael	6-0	17	107	4	103	6.1	0	48	17.2
DUMAS, Kamau	11-0	5	18	0	18	3.6	0	8	1.6
ROYDS, Ed	3-0	5	14	0	14	2.8	0	9	4.7
ONETT, Ben	11-0	3	6	3	3	1.0	0	4	0.3
WHITE JR, R.	11-11	1	0	5	-5	-5.0	0	0	-0.5
TEAM	7-0	10	0	98	-98	-9.8	0	0	-14.0
<b>Total</b>	<b>11</b>	<b>411</b>	<b>2008</b>	<b>332</b>	<b>1676</b>	<b>4.1</b>	<b>14</b>	<b>71</b>	<b>152.4</b>
<b>Opponents</b>	<b>11</b>	<b>423</b>	<b>1930</b>	<b>249</b>	<b>1681</b>	<b>4.0</b>	<b>18</b>	<b>56</b>	<b>152.8</b>

<b>Passing</b>	gp-gs	effic	comp	att	in	pct	yds	td	lg	avg/g
WILLIAMS, Cody	11-11	114.63	182	311	11	58.5	1868	12	81	169.8
ONETT, Ben	11-0	283.30	4	4	0	100.	48	1	23	4.4
CHANEY, Lavon	10-9	383.80	1	2	1	50.0	64	1	64	6.4
<b>Total</b>	<b>11</b>	<b>118.46</b>	<b>187</b>	<b>317</b>	<b>12</b>	<b>59.0</b>	<b>1980</b>	<b>14</b>	<b>81</b>	<b>180.0</b>
<b>Opponents</b>	<b>11</b>	<b>125.84</b>	<b>186</b>	<b>319</b>	<b>13</b>	<b>58.3</b>	<b>2324</b>	<b>14</b>	<b>83</b>	<b>211.3</b>

<b>Receiving</b>	gp-gs	no.	yds	avg	td	lg	avg/g
AMBUSH, Darren	11-10	49	614	12.5	4	81	55.8
WHITE JR, R.	11-11	35	432	12.3	5	50	39.3
GRAY, Pat	11-8	23	200	8.7	1	30	18.2
CHANEY, Lavon	10-9	23	176	7.7	1	26	17.6
VALLES, Hakeem	11-11	22	236	10.7	0	25	21.5
EZEMMA, Ugo	9-1	15	188	12.5	3	64	20.9
PHELPS, Devin	7-0	9	76	8.4	0	16	10.9
WELCH, Zach	7-2	5	25	5.0	0	9	3.6
ROYDS, Ed	3-0	3	20	6.7	0	11	6.7
WILLIAMS, Cody	11-11	1	9	9.0	0	9	0.8
JOLLY, Michael	6-0	1	5	5.0	0	5	0.8
GRASSO, Vinny	10-0	1	-1	-1.0	0	0	-0.1
<b>Total</b>	<b>11</b>	<b>187</b>	<b>1980</b>	<b>10.6</b>	<b>14</b>	<b>81</b>	<b>180.0</b>
<b>Opponents</b>	<b>11</b>	<b>186</b>	<b>2324</b>	<b>12.5</b>	<b>14</b>	<b>83</b>	<b>211.3</b>

<b>Punt Returns</b>	no.	yds	avg	td	lg
JOHNSON, Joe	6	18	3.0	0	9
AMBUSH, Darren	5	20	4.0	0	14
<b>Total</b>	<b>11</b>	<b>38</b>	<b>3.5</b>	<b>0</b>	<b>14</b>
<b>Opponents</b>	<b>27</b>	<b>267</b>	<b>9.9</b>	<b>0</b>	<b>43</b>

<b>Interceptions</b>	no.	yds	avg	td	lg
JOHNSON, Joe	3	76	25.3	0	45
BASILE, Mike	2	0	0.0	0	0
POWERS, Malcol	2	0	0.0	0	0
JURCZYNSKI, A.	1	26	26.0	0	26
SIECZKOWSKI, J.	1	5	5.0	1	5
MINNICH, Payton	1	1	1.0	0	1
FAIR, Deonta	1	33	33.0	0	33
BURGESS, Ja'len	1	4	4.0	0	4
BERRY, Tymere	1	0	0.0	0	0
<b>Total</b>	<b>13</b>	<b>145</b>	<b>11.2</b>	<b>1</b>	<b>45</b>
<b>Opponents</b>	<b>12</b>	<b>70</b>	<b>5.8</b>	<b>0</b>	<b>38</b>

<b>Kick Returns</b>	no.	yds	avg	td	lg
DUMAS, Kamau	17	324	19.1	0	31
AMBUSH, Darren	7	140	20.0	0	32
ROYDS, Ed	4	74	18.5	0	28
LESLIE, Marcus	3	58	19.3	0	20
THOMPSON, Tyler	1	5	5.0	0	5
JOHNSON, Joe	1	16	16.0	0	15
<b>Total</b>	<b>33</b>	<b>617</b>	<b>18.7</b>	<b>0</b>	<b>32</b>
<b>Opponents</b>	<b>38</b>	<b>651</b>	<b>17.1</b>	<b>1</b>	<b>83</b>

<b>Fumble Returns</b>	no.	yds	avg	td	lg
MINNICH, Payton	1	25	25.0	0	25
<b>Total</b>	<b>1</b>	<b>25</b>	<b>25.0</b>	<b>0</b>	<b>25</b>
<b>Opponents</b>	<b>0</b>	<b>0</b>	<b>0.0</b>	<b>0</b>	<b>0</b>

<b>All Purpose</b>	g	rush	rcv	pr	kr	ir	total	avg/g
CHANEY, La	10	806	176	0	0	0	982	98.2
AMBUSH, Da	11	107	614	20	140	0	881	80.1
WHITE JR, R	11	-5	432	0	0	0	427	38.8
WELCH, Zac	7	366	25	0	0	0	391	55.9
WILLIAMS, C	11	362	9	0	0	0	371	33.7
DUMAS, Ka	11	18	0	0	324	0	342	31.1
VALLES, Hak	11	0	236	0	0	0	236	21.5
GRAY, Pat	11	0	200	0	0	0	200	18.2
EZEMMA, Ug	9	0	188	0	0	0	188	20.9
JOHNSON, J	11	0	0	18	16	76	110	10.0
JOLLY, Mich	6	103	5	0	0	0	108	18.0
ROYDS, Ed	3	14	20	0	74	0	108	36.0
PHELPS, De	7	0	76	0	0	0	76	10.9
LESLIE, Marc	11	0	0	0	58	0	58	5.3
FAIR, Deonta	10	0	0	0	0	33	33	3.3
JURCZYNSK	11	0	0	0	0	26	26	2.4
THOMPSON,	11	0	0	0	5	0	5	0.5
SIECZKOWS	9	0	0	0	0	5	5	0.6
BURGESS, J	8	0	0	0	0	4	4	0.5
ONETT, Ben	11	3	0	0	0	0	3	0.3
MINNICH, Pa	11	0	0	0	0	1	1	0.1
GRASSO, Vi	10	0	-1	0	0	0	-1	-0.1
TEAM	7	-98	0	0	0	0	-98	-14.0
<b>Total</b>	<b>11</b>	<b>1676</b>	<b>1980</b>	<b>38</b>	<b>617</b>	<b>145</b>	<b>4456</b>	<b>405.1</b>
<b>Opponents</b>	<b>11</b>	<b>1681</b>	<b>2324</b>	<b>267</b>	<b>651</b>	<b>70</b>	<b>4993</b>	<b>453.9</b>

# 2015 DEFENSIVE STATISTICS

#	Defensive Leaders	gp-gs	Tackles				Sacks no-yds	Pass defense			Fumbles		blkd		
			ua	a	tot	tfl/yds		int-yds	brup	qbh	rcv-yds	ff	kick	saf	
30	BASILE, Mike	11-11	70	49	119	7.0-21	1.0-8	2-0	4	1	.	1	1	.	
50	MINNICH, Payton	11-11	43	31	74	5.5-13	.	1-1	2	4	1-25	.	.	.	
28	JOHNSON, Joe	11-11	44	13	57	5.0-14	.	3-76	7	.	1-0	3	.	.	
1	MCDONNAUGH, A.	11-8	29	26	55	7.0-13	.	.	1	1	.	1	1	.	
5	SMITH, D.	11-11	16	23	39	6.5-26	1.5-14	.	1	2	3-0	.	.	.	
52	SIECZKOWSKI, J.	9-8	20	15	35	7.5-34	2.0-22	1-5	1	1	1-0	.	.	.	
4	FAIR, Deonta	10-6	23	10	33	0.5-2	.	1-33	1	.	.	.	.	.	
10	BERRY, Tymere	9-2	22	9	31	.	.	1-0	2	.	.	.	.	.	
3	LESLIE, Marcus	11-7	16	12	28	.	.	.	3	1	1-0	.	.	.	
23	MARTINEZ, T.	11-5	13	15	28	0.5-2	.	.	5	.	2-0	.	.	.	
33	THOMPSON, Tyler	11-0	12	10	22	1.0-2	.	.	.	.	.	.	.	.	
51	NELSON, Tre	11-4	13	7	20	4.5-30	2.5-18	.	.	1	.	.	.	.	
91	JURCZYNSKI, A.	11-11	14	6	20	5.5-22	4.0-19	1-26	1	.	.	.	.	.	
56	ZUBIETA, Diego	10-4	14	6	20	4.5-14	2.5-11	.	2	.	.	.	.	.	
25	POWERS, Malcolm	11-2	16	3	19	3.5-16	2.0-12	2-0	2	5	.	.	.	.	
59	BURGESS, Ja'len	8-1	10	7	17	2.5-4	.	1-4	.	1	.	.	.	.	
79	FOSTER, Andrew	11-9	8	6	14	1.5-2	.	.	.	.	.	1	.	.	
68	BROWN, Eli	10-0	3	10	13	1.5-7	0.5-6	.	.	.	.	.	.	.	
13	CELESTAIN, L.	11-2	12	1	13	.	.	.	4	.	.	.	.	.	
46	ZUCZEK, Ryan	7-5	6	7	13	0.5-0	.	.	1	.	.	.	1	.	
22	BUTLER, Kevin	11-0	10	2	12	.	.	.	.	.	.	.	.	.	
35	GREGORY, Kyle	11-0	5	6	11	.	.	.	.	.	.	.	.	.	
24	DUMAS, Kamau	11-0	4	7	11	.	.	.	.	.	.	.	.	.	
27	IROHA, Agbai	10-0	4	4	8	.	.	.	.	.	.	.	.	.	
88	SUK, Brandon	10-0	3	4	7	1.5-1	.	.	.	1	.	.	.	.	
48	TALLEY, Zach	3-3	4	2	6	2.0-9	1.0-8	.	.	.	.	1	.	.	
36	WHARTON, B.	8-0	1	3	4	.	.	.	.	.	.	.	.	.	
66	GWIZDZ, Matt	9-0	1	2	3	.	.	.	.	.	.	.	.	.	
41	COLEMAN, John	10-0	3	.	3	.	.	.	.	.	.	.	.	.	
44	CHRIST, Mike	11-0	3	.	3	.	.	.	.	.	.	.	.	.	
90	MARAGOTO, Manny	8-0	1	1	2	1.0-4	1.0-4	.	.	.	.	.	.	.	
20	ROYDS, Ed	3-0	1	1	2	.	.	.	.	.	.	.	.	.	
9	WHITE JR, R.	11-11	1	.	1	.	.	.	.	.	.	.	.	.	
38	GRASSO, Vinny	10-0	1	.	1	.	.	.	.	.	.	.	.	.	
15	RAY, Devin	2-0	.	1	1	.	.	.	.	.	.	.	.	.	
54	THOMPSON, Alex	11-11	.	1	1	.	.	.	.	.	.	.	.	.	
80	VALLES, Hakeem	11-11	1	.	1	.	.	.	.	.	.	.	.	.	
97	MARTIN, DJ	5-0	1	.	1	.	.	.	.	.	.	.	.	.	
76	STONEBERG, Matt	11-11	.	1	1	.	.	.	.	.	.	.	.	.	
12	WILLIAMS, Cody	11-11	1	.	1	.	.	.	.	.	.	.	.	.	
TM	TEAM	7-0	.	.	.	.	.	.	.	.	.	.	.	1	
Total			11	449	301	750	69-236	18-122	13-145	37	18	9-25	7	3	1
Opponents			11	414	281	695	72-211	17-104	12-70	35	12	7-0	6	1	1

## 2015 SUPERLATIVES

### INDIVIDUAL GAME HIGHS

Rushes	24	CHANEY, Lavon vs COASTAL (Oct 24, 2015)
Yards Rushing	196	CHANEY, Lavon vs COASTAL (Oct 24, 2015)
TD Rushes	2	CHANEY, Lavon at Fordham (Sep 26, 2015)
Long Rush	2	CHANEY, Lavon vs COASTAL (Oct 24, 2015)
Pass attempts	71	WILLIAMS, Cody at Fordham (Sep 26, 2015)
Pass completions	35	WILLIAMS, Cody at WAGNER (Sep 19, 2015)
Yards Passing	24	WILLIAMS, Cody at WAGNER (Sep 19, 2015)
TD Passes	259	WILLIAMS, Cody at WAGNER (Sep 19, 2015)
Long Pass	2	WILLIAMS, Cody vs BRY (Oct 03, 2015)
Receptions	2	WILLIAMS, Cody at Kennesaw State (Oct 31, 2015)
Yards Receiving	2	WILLIAMS, Cody vs PC (Nov 14, 2015)
TD Receptions	2	WILLIAMS, Cody at Gardner-Webb (Nov 21, 2015)
Long Reception	81	WILLIAMS, Cody vs HC (Sep 04, 2015)
Field Goals	9	AMBUSH, Darren vs COASTAL (Oct 24, 2015)
Long Field Goal	133	AMBUSH, Darren at WAGNER (Sep 19, 2015)
Punts	2	WHITE JR, R. vs BRY (Oct 03, 2015)
Punting Avg	81	AMBUSH, Darren vs HC (Sep 04, 2015)
Long Punt	2	WHITE, Matt vs HC (Sep 04, 2015)
Punts inside 20	2	WHITE, Matt vs LIBERTY (Oct 17, 2015)
Long Punt Return	40	WHITE, Matt vs BRY (Oct 03, 2015)
Long Kickoff Return	9	WHITE, Matt at Charleston So. (Oct 10, 2015)
Tackles	49.8	WHITE, Matt at Fordham (Sep 26, 2015)
Sacks	68	WHITE, Matt at Charleston So. (Oct 10, 2015)
Tackles For Loss	3	WHITE, Matt vs LIBERTY (Oct 17, 2015)
	14	AMBUSH, Darren at Charleston So. (Oct 10, 2015)
	32	AMBUSH, Darren at WAGNER (Sep 19, 2015)
	17	BASILE, Mike at WAGNER (Sep 19, 2015)
	2.0	POWERS, Malcolm vs COASTAL (Oct 24, 2015)
	2.0	JURCZYNSKI, A. vs PC (Nov 14, 2015)
	2.0	BASILE, Mike at Central Michigan (Sep 12, 2015)
	2.0	MINNICH, Payton at Central Michigan (Sep 12, 2015)
	2.0	SMITH, D. at WAGNER (Sep 19, 2015)
	2.0	SMITH, D. vs BRY (Oct 03, 2015)
	2.0	SIECZKOWSKI, J. vs BRY (Oct 03, 2015)
	2.0	BASILE, Mike at Charleston So. (Oct 10, 2015)
	2.0	POWERS, Malcolm vs COASTAL (Oct 24, 2015)
	2.0	MCDONNAUGH, A. at Kennesaw State (Oct 31, 2015)
	2.0	JURCZYNSKI, A. vs PC (Nov 14, 2015)
	2.0	SIECZKOWSKI, J. at Gardner-Webb (Nov 21, 2015)
Interceptions	1	FAIR, Deonta at Central Michigan (Sep 12, 2015)
	1	POWERS, Malcolm at WAGNER (Sep 19, 2015)
	1	MINNICH, Payton at WAGNER (Sep 19, 2015)
	1	JOHNSON, Joe at Fordham (Sep 26, 2015)
	1	BURGESS, Ja'len at Fordham (Sep 26, 2015)
	1	POWERS, Malcolm vs BRY (Oct 03, 2015)
	1	JOHNSON, Joe vs BRY (Oct 03, 2015)
	1	SIECZKOWSKI, J. vs BRY (Oct 03, 2015)
	1	JURCZYNSKI, A. vs LIBERTY (Oct 17, 2015)
	1	BASILE, Mike at Kennesaw State (Oct 31, 2015)
	1	BERRY, Tymere vs PC (Nov 14, 2015)
	1	JOHNSON, Joe at Gardner-Webb (Nov 21, 2015)
	1	BASILE, Mike at Gardner-Webb (Nov 21, 2015)

### TEAM GAME HIGHS

Rushes	45	vs PC (Nov 14, 2015)
Yards Rushing	268	vs COASTAL (Oct 24, 2015)
Yards Per Rush	7.1	vs COASTAL (Oct 24, 2015)
TD Rushes	2	at WAGNER (Sep 19, 2015)
	2	at Fordham (Sep 26, 2015)
	2	vs LIBERTY (Oct 17, 2015)
	2	vs COASTAL (Oct 24, 2015)
Pass attempts	37	at WAGNER (Sep 19, 2015)
Pass completions	25	at WAGNER (Sep 19, 2015)
Yards Passing	323	at WAGNER (Sep 19, 2015)
Yards Per Pass	8.7	at WAGNER (Sep 19, 2015)
TD Passes	2	at WAGNER (Sep 19, 2015)
	2	at Fordham (Sep 26, 2015)
	2	vs BRY (Oct 03, 2015)
	2	at Kennesaw State (Oct 31, 2015)
	2	vs PC (Nov 14, 2015)
	2	at Gardner-Webb (Nov 21, 2015)
Total Plays	78	at WAGNER (Sep 19, 2015)
Total Offense	475	vs COASTAL (Oct 24, 2015)
Yards Per Play	7.0	vs COASTAL (Oct 24, 2015)
Points	31	at WAGNER (Sep 19, 2015)
	31	at Fordham (Sep 26, 2015)
	31	vs BRY (Oct 03, 2015)
Sacks By	5	vs PC (Nov 14, 2015)
First Downs	23	at WAGNER (Sep 19, 2015)
	23	vs COASTAL (Oct 24, 2015)
Penalties	9	at Fordham (Sep 26, 2015)
Penalty Yards	100	at Fordham (Sep 26, 2015)
Turnovers	5	at Fordham (Sep 26, 2015)
Interceptions By	3	vs BRY (Oct 03, 2015)
Punts	9	at Charleston So. (Oct 10, 2015)
Punting Avg	49.8	at Fordham (Sep 26, 2015)
Long Punt	68	at Charleston So. (Oct 10, 2015)
Punts inside 20	3	vs LIBERTY (Oct 17, 2015)
Long Punt Return	14	at Charleston So. (Oct 10, 2015)

### OPPONENT INDIVIDUAL GAME HIGHS

Rushes	27	WHITE, T. at Kennesaw State (Oct 31, 2015)
Yards Rushing	124	BENNETT, C. at Kennesaw State (Oct 31, 2015)
TD Rushes	3	HOLLOWAY, M., at Charleston So. (Oct 10, 2015)
Long Rush	56	Edmonds, Chase, at Fordham (Sep 26, 2015)
Pass attempts	53	WOODRUM, J., vs LIBERTY (Oct 17, 2015)
Pass completions	34	WOODRUM, J., vs LIBERTY (Oct 17, 2015)
Yards Passing	340	Anderson, Kevin, at Fordham (Sep 26, 2015)
TD Passes	5	Anderson, Kevin, at Fordham (Sep 26, 2015)
Long Pass	83	RUSH, Cooper, at Central Michigan (Sep 12, 2015)
Receptions	13	PETERSON, D., vs LIBERTY (Oct 17, 2015)
Yards Receiving	120	PETERSON, D., vs LIBERTY (Oct 17, 2015)
TD Receptions	2	Edmonds, Chase, at Fordham (Sep 26, 2015)
Long Reception	83	McCord, Ben, at Central Michigan (Sep 12, 2015)
Field Goals	3	GRANGER, Ryan, vs COASTAL (Oct 24, 2015)
Long Field Goal	3	SCHUMACHER, P., at Gardner-Webb (Nov 21, 2015)
Punts	54	Redd, Makay, at Fordham (Sep 26, 2015)
Punting Avg	6	Co. Fitzgerald, vs HC (Sep 04, 2015)
Long Punt	6	KOZLOWSKI, Dom, vs BRY (Oct 03, 2015)
Punts inside 20	6	KENNEDY, D., at Charleston So. (Oct 10, 2015)
Long Punt Return	6	DOAR, S., vs PC (Nov 14, 2015)
Long Kickoff Return	6	KOMORNIK, A., at Gardner-Webb (Nov 21, 2015)
Tackles	43.7	DOAR, S., vs PC (Nov 14, 2015)
Sacks	53	DOAR, S., vs PC (Nov 14, 2015)
Tackles For Loss	4	Co. Fitzgerald, vs HC (Sep 04, 2015)
Interceptions	43	HAMMOND, D., at Charleston So. (Oct 10, 2015)
	83	WRIGHT, Otis, at WAGNER (Sep 19, 2015)
	15	Hodge, Stephen, at Fordham (Sep 26, 2015)
	2.0	ELLIS, A., at Charleston So. (Oct 10, 2015)
	3.0	BOTHWELL, J., vs COASTAL (Oct 24, 2015)
	2	Bowers, JQ, at Fordham (Sep 26, 2015)

### OPPONENT TEAM GAME HIGHS

Rushes	60	at Kennesaw State (Oct 31, 2015)
Yards Rushing	341	at Kennesaw State (Oct 31, 2015)
Yards Per Rush	5.7	at Kennesaw State (Oct 31, 2015)
TD Rushes	5	at Charleston So. (Oct 10, 2015)
Pass attempts	53	vs LIBERTY (Oct 17, 2015)
Pass completions	34	vs LIBERTY (Oct 17, 2015)
Yards Passing	367	at Fordham (Sep 26, 2015)
Yards Per Pass	12.2	at Fordham (Sep 26, 2015)
TD Passes	5	at Fordham (Sep 26, 2015)
Total Plays	84	vs LIBERTY (Oct 17, 2015)
Total Offense	551	at Fordham (Sep 26, 2015)
Yards Per Play	8.0	at Fordham (Sep 26, 2015)
Points	54	at Fordham (Sep 26, 2015)
Sacks By	3	at Fordham (Sep 26, 2015)
	3	vs BRY (Oct 03, 2015)
First Downs	28	at Fordham (Sep 26, 2015)
	28	vs LIBERTY (Oct 17, 2015)
Penalties	8	at WAGNER (Sep 19, 2015)
	8	vs BRY (Oct 03, 2015)
Penalty Yards	84	vs BRY (Oct 03, 2015)
Turnovers	4	at WAGNER (Sep 19, 2015)
	4	at Fordham (Sep 26, 2015)
Interceptions By	3	at Fordham (Sep 26, 2015)
Punts	6	vs HC (Sep 04, 2015)
	6	vs BRY (Oct 03, 2015)
	6	at Charleston So. (Oct 10, 2015)
	6	vs PC (Nov 14, 2015)
	6	at Gardner-Webb (Nov 21, 2015)
Punting Avg	43.7	vs PC (Nov 14, 2015)
Long Punt	53	vs PC (Nov 14, 2015)
Punts inside 20	4	vs HC (Sep 04, 2015)
Long Punt Return	43	at Charleston So. (Oct 10, 2015)



# ***GAME RECAPS***

***HAWKS***  
FOOTBALL

# 2004 GAME RECAPS

**Monmouth Hawks 44**  
**Saint Peter's Peacocks 3**

**La Salle Explorers 15**  
**Monmouth Hawks 34**

**Monmouth Hawks 12**  
**Robert Morris Colonials 10**

**September 4, 2004**  
Cochrane Field  
Jersey City, N.J.

**September 11, 2004**  
Kessler Field  
West Long Branch, N.J.

**September 18, 2004**  
Moon Stadium  
Moon Township, Pa.

Monmouth put on an impressive performance in its 2004 season opener as the Hawks posted a 44-3 win over Saint Peter's College.

Miles Austin was the offensive standout for the Hawks. The 6-3 junior pulled down a career-high seven passes for 118 yards and one touchdown. Austin also took an option pitch 27 yards for his second touchdown of the game, staking MU to a 41-3 lead.

The Hawks broke the scoring seal with 8:24 seconds remaining in the first quarter as Brian Boland hit Matt Sosnovik on an 11-yard TD pass, capping an 11-play, 58-yard drive. On the Hawks next possession, Boland plunged over the line from one yard out to give the Blue and White a 14-0 lead with 14:13 left in the first half. The touchdown ended a 15-play, 84-yard drive, clipping 7:24 off the clock. The Hawks defense accounted for the next score as Matt Hill intercepted a Kris Gryte pass and ran 43 yards for paydirt.

Monmouth built on their lead when Rob Lutz took a handoff and ran eight yards to set up his own 7-yard TD run, making the score 27-0.

Saint Peter's only score of the game came on a 36-yard field goal by Wayne Guarino which left Monmouth with a 27-3 halftime lead.

Monmouth's first drive of the second half culminated with a 41-yard TD strike from Brendan Kennedy to Austin with 12:28 remaining in the third quarter, giving the Hawks a 34-3 advantage.

Later in the quarter, Monmouth went 60 yards on five plays, culminating in a 27-yard TD run by Austin that extended the lead to 41-3.

The Hawks final tally came on a 30-yard field goal by Steve Andriola.

Boland completed 11-of-13 passes for 153 yards and one TD pass, and ran for one TD. Kennedy was 2-of-2 for 51 yards and one touchdown in the air and had three carries for 18 yards on the ground. Migliore was Monmouth's top rusher, accumulating 52 yards on 13 carries. San Miguel logged three receptions for 44 yards in his first career game.

The Hawks' defense held Saint Peter's to 231 yards of total offense, including just 100 yards through the air with two interceptions.

Monmouth rolled up 501 yards of total offense as the Hawks posted a 34-15 win over La Salle University to move to 2-0 on the season.

Brian Boland and Miles Austin led Monmouth to a 20-7 halftime cushion as Boland connected on 11-of-15 passes for 116 yards and two touchdowns and Austin hauled in six receptions for 117 yards and one TD.

The Hawks drove 51 yards on 10 plays for the game's first score. Boland connected with Adam San Miguel for 5-yard touchdown pass with 8:48 remaining in the first quarter.

An 18-yard Steve Andriola field goal put the Hawks up 10-0 with 1:12 remaining in the half. After a muffed punt by La Salle, Boland hit Austin for a 16-yard touchdown strike as time expired in the first quarter, staking MU to a 17-0 lead.

Andriola added his second 18-yard field goal of the game with 6:42 remaining in the half, giving Monmouth a 20-0 lead. The field goal gave Andriola 18 for his career, tying him with Chris Mandell for the school record.

La Salle managed to cut the lead to 20-7 right before the half on a 7-yard pass from Vernand Abrams to Ken Triboletti.

The Hawks quelled the comeback hopes with their first possession of the second half when Bobby Smith capped off a long drive with a 5-yard TD run.

Monmouth's last score came on a 39-yard pass from Brian Boland to Michael McClelland and the Hawks owned a 34-7 lead with 13:08 remaining in the fourth quarter. The aerial connection capped a stake-in-the-heart, 8-play, 90-yard drive.

Boland completed 16-of-23 passes for 203 yards and three touchdowns. Reserve quarterback Brendan Kennedy was 5-of-7 for 77 yards and added nine rushing yards in relief. Austin hauled in seven passes for 125 yards and one touchdown. Smith led Monmouth's ground attack with 67 yards and one touchdown on eight carries.

On defense, Nick Castellano led the charges with a game high 10 tackles, including six of the solo variety. He also intercepted a pass which he returned for 22 yards. Dan Blazosky and Mike Castellano each added seven tackles. David Jiles put in a solid performance in the secondary with five tackles and three pass breakups.

Monmouth wide receiver Tim Hiltwine came down with a 32-yard touchdown reception on a tipped ball as time expired Saturday afternoon at Moon Stadium as the visiting Hawks defeated Robert Morris University, 29-27.

Hiltwine's touchdown reception came one play after he caught a 31-yard pass from quarterback Brian Boland at the RMU 32-yard line. Hiltwine caught the ball as he was lying on the ground after Colonial defenders knocked the ball in the air. The winning touchdown for Monmouth came after Robert Morris had taken a 27-23 lead with 23 seconds left in the game with an 18-yard touchdown pass from Drew Geyer to Dante Settles.

Robert Morris opened the game's scoring as Geyer hit junior running back Devin Wilson for an eight-yard touchdown pass with 4:12 left in the first quarter. The Hawks responded when Boland hit wide receiver Miles Austin down the sideline for a 69-yard touchdown pass to knot the game at seven with 12 ticks left on the first quarter clock. Monmouth took the lead in the second quarter when Miles hauled in a 10-yard pass from Boland at the 4:54 mark. The Colonials were able to send the game tied into the break, however, when Geyer hit senior wide receiver Tyjuan Massey for a 13-yard touchdown pass just before halftime.

Monmouth was able to take the lead early in the second half after Austin blocked an RMU punt at the Colonial 5-yard line, scooped up the loose ball and scrambled in from five yards out to give the Hawks a 20-14 lead after a blocked extra point attempt. Robert Morris came back to take a 21-20 advantage when Geyer hit Massey in the end zone again, this time for a nine-yard score.

The Hawks then regained the lead, 23-21, on a 31-yard field goal by Steve Andriola with 1:57 to go in the third quarter.

In an unexpected offensive duel between a pair of defensive juggernauts, Geyer finished the afternoon 27-for-44 for 296 yards and four TDs in the loss, while Boland was 15-of-26 for 252 yards, three TDs and one interception for the Hawks. Austin was Boland's favorite target on the afternoon, as he finished with five receptions for 144 yards and two touchdowns. Massey was RMU's leading receiver with eight catches for 76 yards and two

14

<b>MONMOUTH</b>	<b>7</b>	<b>20</b>	<b>17</b>	<b>0</b>	<b>- 44</b>
<b>ST. PETER'S</b>	<b>0</b>	<b>3</b>	<b>0</b>	<b>0</b>	<b>- 3</b>

- MU - Sosnovik 11 pass from Boland (Andriola kick), 8:24 - 1st
- MU - Boland 1 run (Andriola kick), 14:13 - 2nd
- MU - Hill 43 interception return (Andriola kick), 9:49 - 2nd
- MU - Lutz 7 run (Andriola kick), 1:13 - 2nd
- SPC - Guarino 36 field goal, 0:00 - 2nd
- MU - Austin 41 pass from Kennedy (Andriola kick), 12:28 - 3rd
- MU - Austin 27 run (Andriola kick), 5:39 - 3rd
- MU - Andriola 30 field goal, 1:18 - 3rd

	<b>MU</b>	<b>SP</b>
<b>First Downs</b>	17	12
<b>Rushes - Yards</b>	41-182	32-165
<b>Passing Yards</b>	204	100
<b>Passes (C-A-I)</b>	13-15-0	14-28-2
<b>Total Offense</b>	380	281
<b>Fumbles-Lost</b>	3-1	4-0
<b>Penalties-Yards</b>	7-59	6-48
<b>Time of Possession</b>	35:05	

**RUSHING:** MU - Migliore 13-52, Lutz 8-36 TD, Austin 1-27 TD, Williamson 6-23, Kennedy 3-18, Carter 2-17, San Miguel 1-3, Boland 2-2 TD, Smith 4-(-1); SP - Mayers 12-79, Ziyad 9-24, Gryte 7-16, Gryte 7-16, Tucci 4-12.

**PASSING:** MU - Boland 11-13-0 153 TD, Kennedy 2-2-0 51 TD;

**SPC** - Gryte 7-14-1 28, Tucci 7-13-1 72, Givens 0-1-0 0.

**RECEIVING:** SPC - Rondinelli 3-15, McCamey 2-31, Cowart 2-26, Given 2-20, Ziyad 2-2, Mayers 2-2, DeShields 1-4; MU - Austin 7-118 TD, San Miguel 3-64, Sosnovik 3-22 TD.

<b>LA SALLE</b>	<b>0</b>	<b>7</b>	<b>0</b>	<b>8</b>	<b>- 15</b>
<b>MONMOUTH</b>	<b>17</b>	<b>3</b>	<b>7</b>	<b>7</b>	<b>- 34</b>

- MU - San Miguel 5 pass from Boland (Andriola kick), 8:48 - 1st
- MU - Andriola 18 field goal, 1:12 - 1st
- MU - Austin 16 pass from Boland (Andriola kick), 0:00 - 2nd
- MU - Andriola 18 field goal, 6:42 - 2nd
- LS - Triboletti 3 pass from Abrams (Dempsey kick), 0:00 - 2nd
- MU - Smith 5 run (Andriola kick), 6:31 - 3rd
- MU - McClelland 39 pass from Boland (Andriola kick), 13:08 - 4th
- LS - Brumfield 5 run (Triboletti rush), 2:42 - 4th

	<b>LS</b>	<b>MU</b>
<b>First Downs</b>	16	27
<b>Rushes - Yards</b>	31-116	43-216
<b>Passing Yards</b>	292	295
<b>Passes (C-A-I)</b>	17-31-1	22-31-1
<b>Total Offense</b>	376	501
<b>Fumbles-Lost</b>	1-1	1-0
<b>Penalties-Yards</b>	6-42	8-49
<b>Time of Possession</b>	23:24	36:27

**RUSHING:** LS - Abrams 16-59, Triboletti 7-32, Brumfield 4-16 TD, Adelman 1-1, Stevenson 2-9, Peloso 1-(-13); MU - Smith 8-67 TD, Migliore 12-59, Lutz 8-40, Boland 7-22, Carter 3-11, Kennedy 4-10.

**PASSING:** LS - Abrams 17-29-1 292 TD, Jump 0-2-0; MU - Boland 16-23-0 203 TD, Kennedy 5-7-1 88, Dennis 1-1-0 4.

**RECEIVING:** LS - Zabel 8-108, Russo 5-61, Triboletti 2-77 TD, Vaccaro 1-44, Farrell 1-2; MU - Austin 7-125 TD, San Miguel 4-39 TD, McClelland 3-57 TD, Smith 2-24, Sosnovik 2-21, Lutz 2-8, Suozzo 1-13, Carter 1-8.

<b>MONMOUTH</b>	<b>7</b>	<b>7</b>	<b>9</b>	<b>6</b>	<b>- 29</b>
<b>ROBERT MORRIS</b>	<b>7</b>	<b>7</b>	<b>7</b>	<b>6</b>	<b>- 27</b>

- RMU - Wilson 8 pass from Geyer (DiLorenzo kick), 4:12 - 1st
- MU - Austin 69 pass from Boland (Andriola kick), 0:12 - 1st
- MU - Austin 10 pass from Boland (Andriola kick), 4:54 - 2nd
- RMU - Massey 13 pass from Geyer (DiLorenzo kick), 1:30 - 2nd
- MU - Austin 5 blocked punt return (Andriola kick), 11:55 - 3rd
- RMU - Massey 9 pass from Geyer (DiLorenzo kick), 6:27 - 3rd
- MU - Andriola 31 field goal, 1:57 - 3rd
- RMU - Settles 18 pass from Geyer (Geyer pass failed), 0:23 - 4th
- MU - Hiltwine 32 pass from Boland, 0:00 - 4th

	<b>MU</b>	<b>RMU</b>
<b>First Downs</b>	12	24
<b>Rushes - Yards</b>	27-74	37-125
<b>Passing Yards</b>	252	296
<b>Passes (C-A-I)</b>	15-26-1	27-48-0
<b>Total Offense</b>	307	357
<b>Fumbles-Lost</b>	0-0	1-1
<b>Penalties-Yards</b>	8-68	6-47
<b>Time of Possession</b>	24:45	35:15

**RUSHING:** MU - Migliore 16-57, Boland 5-1, Lutz 1-0, Smith 5-0; RMU - Wilson 17-77, Drakeford 4-15, Magnone 4-5, Hernandez 1-4, Massey 1-(-3), Geyser 10-(-37).

**PASSING:** MU - Boland 15-26-1 252 3TD; RMU - Geyer 27-44-0 296 4TD, Team 0-4-0 0.

**RECEIVING:** MU - Austin 5-144 2TD, Smith 3-13, Hiltwine 2-63 TD, Sosnovik 1-13, Migliore 1-13; Worfolk 1-6, San Miguel 1-2, Lutz 1-(-2); RMU - Massey 8-76 2TD, Wilson 5-19 TD, Rickards 4-46, Hines 3-73, Settles 3-39, Powers 3-37, Magnone 1-6.



# 2004 GAME RECAPS

**Stony Brook Seawolves 27**  
**Monmouth Hawks 0**

**Monmouth Hawks 40**  
**Iona Gaels 14**

**Monmouth Hawks 14**  
**Wagner Seahawks 7**

**September 25, 2004**  
Kessler Field  
West Long Branch, N.J.

**October 2, 2004**  
Mazzella Field  
New Rochelle, N.Y.

**October 9, 2004**  
Wagner College Stadium  
Staten Island, N.Y.

Monmouth University's seven-game home winning streak was snapped as Stony Brook University posted a 27-0 blanking of the Hawks at Kessler Field.

The loss marked the first time the Blue and White had been shutout since a 20-0 loss to Towson on November 2, 2002 and just MU's fifth-ever shutout loss. It was also the first-time ever Monmouth was kept off the scoreboard in a Northeast Conference affair.

Stony Brook's T.J. Moriarty dined up Monmouth's defense for 262 yards and three touchdowns on 17-of-23 passing. The Seawolves also received strong offensive performances from Josh Anderson, who hauled in seven passes for 124 yards and two touchdowns, and Londre Blocker, with four catches for 83 yards and one touchdown.

Moriarty, a preseason All-Northeast Conference selection, struck early as he hit Josh Anderson for a 68-yard touchdown pass on the third play of the game.

The two teams went scoreless for the remainder of the half and the Seawolves owned a 7-0 lead at the intermission. Stony Brook held the advantage, thanks in large part to a 17:03-12:57 advantage in time of possession.

After Monmouth went three-and-out to start the second half, Stony Brook put together a 6-play, 66-yard drive to take a 14-0 lead. The drive culminated in a 33-yard TD pass from Moriarty to Londre Blocker with 10:45 remaining in the third quarter.

Placekicker Sean Forman added a pair of field goals, one from 38 yards and one from 26 yards, in the fourth quarter to inflate the cushion to 20-0. The Seawolves completed the scoring with 3:40 remaining in the game as Moriarty hit Anderson for a 13-yard TD pass.

Monmouth was haunted by seven turnovers on the afternoon, including three interceptions thrown by sophomore quarterback Brian Boland, who entered the contest as the No. 2 rated NCAA I-AA quarterback in the nation. Backup Brendan Kennedy also tossed two interceptions and Tim Hiltwine was headed for paydirt on a 57-yard pass from Miles Austin before being stripped of the ball at the Seawolves' 3-yard line.

The Hawks rushed for just 37 yards on the afternoon with 25 of the yards coming on a rush by Rob Lutz as the Hawks were running out the first-half clock. Stony Brook also shut down Austin, who entered the contest with three consecutive 100-yard rushing days. Austin had just two catches for 27 yards. Boland was 7-of-15 for 74 yards and three interceptions. Kennedy went 7-of-14 for 77 yards

<b>STONY BROOK</b>	<b>7</b>	<b>0</b>	<b>7</b>	<b>13</b>	<b>- 27</b>
<b>MONMOUTH</b>	<b>0</b>	<b>0</b>	<b>0</b>	<b>0</b>	<b>- 0</b>

SBU - Anderson 68 pass from Moriarty (Forman kick) , 13:46 - 1st  
SBU - Blocker 33 pass from Moriarty (Forman kick), 10:45 - 3rd  
SBU - Forman 38 field goal, 14:17 - 4th  
SBU - Forman 26 field goal, 8:26 - 4th  
SBU - Anderson 13 pass from Moriarty (Forman kick), 3:40 - 4th

	<b>SBU</b>	<b>MU</b>
<b>First Downs</b>	16	11
<b>Rushes - Yards</b>	41-130	27-85
<b>Passing Yards</b>	262	211
<b>Passes (C-A-I)</b>	24-17-0	30-15-5
<b>Total Offense</b>	324	248
<b>Fumbles-Lost</b>	2-1	3-2
<b>Penalties-Yards</b>	8-80	10-93
<b>Time of Possession</b>	35:08	

**RUSHING:** SBU - Graham 16-36, Brumfield 6-26, Edgehill 3-2, Team 1(-1), Moriarty 15(-1); MU - Lutz 7-45, Migliore 7-13, Smith 4-7, Kennedy 3(-10), Boland 6(-18).

**PASSING:** SBU - Moriarty 23-17-0 262 3 TD, Dudash 0-1-0 0; MU Boland 7-15-3 74 TD, Kennedy 7-14-2 77, Austin 1-1-0 60.

**RECEIVING:** SBU - Anderson 7-124 2TD, Blocker 4-83 TD, Graham 3-23, Consentino 1-24, Cox 1-8, Brumfield 1-0. MU - Hiltwine 4-95, Austin 2-27, Smith 2-16, Worfolk 2-16, San Miguel 1-14, Sharpley 11-3.

Monmouth University pounced early with 21 points in the first quarter and coasted late for a 40-14 victory over Iona College at Mazzella Field.

The Hawks got on the scoreboard right away in the first quarter as sophomore Matt Hill returned an interception from the 15-yard line for score on the first play of the game, just 16 seconds in.

Monmouth scored its second touchdown of the quarter as Brian Boland connected with Michael McClelland for a 15-yard TD pass at the 4:09 mark.

McClelland scored again less than two minutes later as he recovered a blocked punt in the end zone.

Monmouth added to its scoring total and took a, 23-0, lead on a safety. Biehl was stripped by Erik Yngstrom in his own end zone and the ball went out of the back of the end zone at the 13:33 mark. Monmouth scored again on the next drive as backup Brendan Kennedy connected on a 25-yard touchdown pass to Miles Austin at 10:42. Biehl got the Gaels on the scoreboard for the first time at the 6:46 mark as he connected with Dennis Calacione on a 19-yard touchdown strike. McClelland tallied his third touchdown of the game, catching a 26-yard pass from Kennedy as the Hawks took a commanding 37-7 lead into the break.

The lone score in the third quarter came as Monmouth tacked on three more points early in frame as senior Steve Andriola drilled a 24-yard field goal at the 9:20 mark. In the fourth, Garcia intercepted a pass in the final two minutes to set up a touchdown drive for the Gaels. Iona scored at the 1:31 mark as Biehl found his Dan Campbell for a 30-yard score.

Austin led Monmouth's offense as he hauled in five passes for 146 yards and one TD. McClelland scored three TD on the day, including two catches for 40 yards. Boland completed 8-of-20 passes for 169 yards, one TD and one interception. Kennedy was 10-of-15 for 128 yards, two TDs and one interception. Joe Migliore led the Hawks one the ground as he logged 47 yards on 12 carries.

Matt Hill paced the Hawks defense with seven tackles and two interceptions, including one for a TD. Yngstrom had two quarterback sacks on the day. David Jiles had six tackles and four pass breakups.

<b>MONMOUTH</b>	<b>21</b>	<b>16</b>	<b>3</b>	<b>0</b>	<b>- 40</b>
<b>IONA</b>	<b>0</b>	<b>7</b>	<b>0</b>	<b>7</b>	<b>- 14</b>

MU - Hill 15 interception return (Andriola kick), 14:44 - 1st  
MU - McClelland 15 pass from Boland (Andriola kick), 4:09 - 1st  
MU - McClelland 4 blocked punt return, 2:16 - 1st  
MU - Team safety, 13:38 - 2nd  
MU - Austin 25 pass from Kennedy (Andriola kick), 10:42 - 2nd  
ION - Calacione 19 pass from Biehl (Ghio kick), 6:46 - 2nd  
MU - McClelland 25 pass from Kennedy (Andriola kick), 1:11 - 2nd  
MU - Andriola 24 field goal, 9:20 - 3rd  
ION - Campbell 30 pass from Biehl, 1:31 - 4th

	<b>MU</b>	<b>ION</b>
<b>First Downs</b>	21	15
<b>Rushes - Yards</b>	41-128	30-111
<b>Passing Yards</b>	297	193
<b>Passes (C-A-I)</b>	18-35-2	15-28-4
<b>Total Offense</b>	360	259
<b>Fumbles-Lost</b>	0-0	0-0
<b>Penalties-Yards</b>	6-70	4-21
<b>Time of Possession</b>	29:36	30:24

**RUSHING:** MU - Migliore 12-57, Smith 8-18, Williamson 2-9, Austin 1-5, Dennis 1-4, Carter 1-3, Lutz 3-3, James, 4-2, Boland 5(-10), Kennedy 3(-17). ION - Arcara 19-86, Bielski 2-20, Modica 3(-2), Biehl 6(-38)

**PASSING:** MU - Boland 8-20-1 169 TD, Kennedy 10-15-1 128 2TD; ION - Boland 15-28-4 193 2TD.

**RECEIVING:** MU - Austin 5-146 TD, San Miguel 4-57, McClelland 2-40 2TD, Migliore 2-13, Sharpley 1-12, Lutz 1-12, Hiltwine 1-8, Williamson 1-5, Smith 1-4. ION - Calacione 7-117 TD, Campbell 2-44 TD, Miller 2-31, Arcara 2(-9), Martini 1-8, Modica 1-1.

Monmouth rode its ground attack and defense to a 14-7 win over Wagner College in Staten Island. For the first time on the season, the Hawks rushed for more yards than they passed as the Blue and White rolled up 242 yards on 47 carries. Monmouth's ground assault was spearheaded by senior Joe Migliore who rushed for 129 yards and one touchdown on 29 attempts. It marked the first time on the season that an MU player rushed for 100 yards in a game.

Monmouth's defense contributed greatly to the win as it held Wagner to just 15 rushing yards. The Seahawks' Warren Barnett, who entered the game averaging 99.0 rushing yards per game, amassed just 33 yards on six carries. In total, Wagner managed just 198 yards of total offense.

After a scoreless first quarter, MU broke the scoring seal with a five-play, 67-yard scoring drive, culminating in a 12-yard TD run by Migliore with 11:15 remaining in the half. The Hawks made the lead 8-0 as they ran the swinging gate play on the PAT attempt. Monmouth ran a diagonal snap to Dan Blazosky who plowed towards the end zone. He was stripped of the ball, but Mike Castellano recovered the fumble in the end zone for the two points.

Wagner looked to strike back on its next drive. A personal foul by Monmouth on the two-point conversion forced a kickoff from the 20-yard line. Mark Jepsen returned the kickoff to the Seahawks' 30-yard line.

Wagner went up top on the next play as John Sciarra hit Chris Turner for a 44-yard pass to the Monmouth 26-yard line. The Seahawks ran two short pass plays to force a 3rd-and-10 play in which Castellano sacked Sciarra for a 3-yard loss. Rather than attempt a 46-yard field goal, the Seahawks elected to punt from the Hawks' 29-yard line. The punt went 14 yards, setting up Monmouth's scoring drive. MU's offense appeared to be headed for a three-and-out after traveling just seven yards on three plays, but the gambling Hawks' ran a fake punt from its own 22-yard line and Bobby Smith rumbled 36 yards. The Hawks moved the ball 16 more yards on four plays before backup quarterback Brendan Kennedy scampered 26 yards down the middle of the field for the touchdown. A bad snap on the extra-point attempt made the score 14-0 with 4:24 remaining in the first half.

With just over five minutes left in the game, MU was headed to its first shutout of the season, and its second straight shutout vs. Wagner, who the Hawks blanked 24-0 in 2003. All those plans were dashed as Sean Dennis had a punt blocked by Charles Bryant and Wagner took over possession at the Monmouth 17-yard line with 5:10 remaining in the game. After an incomplete pass on the first play of the drive, Sciarra hit Joe Kinar for an 8-yard pass to the 9-yard line and on the next play connected with Turner for a 9-yard TD pass. Piere Czech made the extra-point attempt to close the gap to 14-7.

<b>MONMOUTH</b>	<b>0</b>	<b>14</b>	<b>0</b>	<b>0</b>	<b>- 14</b>
<b>WAGNER</b>	<b>0</b>	<b>0</b>	<b>0</b>	<b>7</b>	<b>- 7</b>

MU - Migliore 12 run (Andriola kick), 11:15, - 2nd  
MU - Kennedy 26 run (Andriola kick), 4:24 - 2nd  
WC - Turner 9 pass from Sciarra (Czech kick), 4:16 - 4th

	<b>MU</b>	<b>WC</b>
<b>First Downs</b>	15	11
<b>Rushes - Yards</b>	47-253	18-54
<b>Passing Yards</b>	104	183
<b>Passes (C-A-I)</b>	9-16-0	17-32-1
<b>Total Offense</b>	346	198
<b>Fumbles-Lost</b>	0-0	2-1
<b>Penalties-Yards</b>	7-63	8-61
<b>Time of Possession</b>	35:55	24:05

**RUSHING:** MU - Migliore 29-132 TD, Smith 7-61, Kennedy 5-50 TD, Carter 2-5, Boland 4(-3); WC - Barnett 6-33, Clancy 3-9, Sciarra 9(-27).

**PASSING:** MU - Boland 7-11-0 94, Kennedy 2-4-0 10, Martin 0-1-0 0; WC - Sciarra 17-32-1 183 TD.

**RECEIVING:** MU - Smith 3-14, Hiltwine 3-14, McClelland 1-45, Austin 1-26, Carter 1-5; WC - Turner 4-68 TD, Grover 4-48, Mailik 3-34, Kinar 3-28, Smith 2-2, Barnett 1-3.

# 2004 GAME RECAPS

**Monmouth Hawks 25**  
**Albany Great Danes 24**

**Georgetown Hoyas 10**  
**Monmouth Hawks 27**

**CCSU Blue Devils 27**  
**Monmouth Hawks 29**

**October 16, 2004**  
University Field  
Albany, N.Y.

**October 23, 2004**  
Kessler Field  
West Long Branch, N.J.

**October 30, 2004**  
Kessler Field  
West Long Branch, N.J.

Steve Andriola booted a 23-yard field goal as time expired, as Monmouth rallied for a 25-24 over Albany. Monmouth trailed 24-22 midway through the fourth quarter, but put together a 15-play, 86-yard march, setting up the winning kick. Brian Boland completed five straight passes to the Albany 14. The drive was aided by a third-down defensive holding penalty. Boland was 5-of-5 for 49 yards in the air and ran twice for 15 yards on the drive.

Albany took a 21-10 lead with 6:15 left in the third quarter, when quarterback Nicholas Bazan finished off an 11-play drive with a 5-yard option run around left end. Bazan ran 26 times for 91 yards, and completed 10 of 15 passes for 99 more.

The Hawks came back with the help of a 57-yard kickoff return by David Jiles to the Albany 29. Boland, who connected on 8 of 12 passes for 83 yards, hooked up with Miles Austin for a 17-yard touchdown completion three plays later. The two-point pass was intercepted, and Monmouth still trailed, 21-16.

Monmouth forced a turnover on the next series, when defensive tackle Brian Sweeney picked off Bazan's attempted screen pass in the middle of the field at the Great Danes' 17-yard line. Five plays later, running back Joe Migliore scored over right tackle from one yard out to give MU a 22-21 lead.

Bazan appeared to put his team back in front on his team's next possession, when he raced 30 yards to the end zone. But a downfield holding call wiped out the touchdown, and the Great Danes were forced to punt. However, cornerback Ryan Chrobak intercepted a pass from reserve quarterback Brendan Kennedy near midfield. The turnover set up a nine-play sequence, resulting in Chris Lynch's 33-yard field goal and an Albany 24-22 lead with 7:45 remaining.

Albany jumped out to a 14-0 advantage in the first quarter. Dustin Wilson, who rushed for 149 yards on 15 carries, scored on a 45-yard scamper, before fullback Dan Biegel reached the end zone on a one-yard run. The Hawks got back into the contest behind Austin's 4-yard touchdown catch in the second quarter, and Andriola's 46-yard field in the third period.

<b>MONMOUTH</b>	<b>0</b>	<b>7</b>	<b>15</b>	<b>3</b>	<b>25</b>
<b>ALBANY</b>	<b>14</b>	<b>0</b>	<b>7</b>	<b>3</b>	<b>24</b>

UA - Wilson 45 run (Lynch kick), 11:13 - 1st  
UA - Beigel 1 run (Lynch kick), 7:16 - 1st  
MU - Austin 4 pass from Kennedy (Andriola kick), 8:18 - 2nd  
MU - Andriola 46 field goal, 11:32 - 3rd  
UA - Bazan 5 run (Lynch kick), 6:15 - 3rd  
MU - Austin 17 pass from Boland (Boland pass int.), 4:41 - 3rd  
MU - Migliore 1 run (Boland pass failed), 2:05 - 3rd  
UA - Lynch 33 field goal, 7:45 - 4th  
MU - Andriola 23 field goal, 0:00 - 4th

	<b>MU</b>	<b>UA</b>
<b>First Downs</b>	15	20
<b>Rushes - Yards</b>	36-134	58-301
<b>Passing Yards</b>	136	99
<b>Passes (C-A-I)</b>	13-20-2	10-16-1
<b>Total Offense</b>	267	363
<b>Fumbles-Lost</b>	1-1	2-0
<b>Penalties-Yards</b>	4-34	8-65
<b>Time of Possession</b>	26:41	28:02

**RUSHING:** MU - Carter 8-41, Migliore 11-37 TD, Smith 8-30, Boland 5-22, Kennedy 1-3, Luta 1-1; UA - Wilson 15-149, Bazan 26-91, Fantell 8-19, Beigel 6-13, Delgado 1(-3), Vidal 2(-5).  
**PASSING:** MU - Boland 8-12-0 83 TD, Kennedy 5-8-2 53 TD; UA - Bazan 10-15-1 99, Delgado 0-1-0 0.  
**RECEIVING:** MU - McClellan 3-38, Austin 3-24 2TD, Carter 2-17, Smith 2-16, San Miguel 1-24, Hiltwine 1-12, Sharpley 1-5; UA - Tolan 3-36, Wilson 2-20, DeAraujo 2-18, Williams 1-14, Davey 1-8, Fantell 1-3.

Joe Migliore rushed for 97 yards on 24 carries and two touchdowns to lead Monmouth to its fourth straight victory, 27-10, over non-conference foe Georgetown University at Kessler Field. The win improved Monmouth to 7-1.

Georgetown stayed within 10-7 at halftime, but after the break the Hawks broke the game open.

After the Monmouth defense forced the Hoyas into a three-and-out on their initial drive of the second half, the Hawks' engineered a nine-play, 74-yard drive to go ahead 17-7. Monmouth nearly had their drive stopped, but on a fourth-and-10 play, Hawks' punter Sean Dennis couldn't get a punt off, but eluded three defenders and took off up the left sideline for a 28-yard gain to the Georgetown 32-yard line. Three plays later, Hawks' sophomore quarterback Brian Boland escaped a collapsing pocket and rolled left, finding a wide-open Billy Worfolk for a 40-yard scoring strike with 8:57 left in the third period.

The teams exchanged fruitless drives, and Dennis booted a 43-yard punt that bounced out of bounds at the Hoyas' 8-yard line. Two plays later, Monmouth linebacker Josh Costantino burst through the middle and hit Georgetown running back Emir Davis, jarring the ball loose. Hawks' defensive lineman Jesse Orbach recovered at the 5-yard-line, setting up a Migliore rushing touchdown on the next play and Steve Andriola added his third conversion kick for a 24-7 MU lead with 4:27 remaining in the third play.

On the Hoyas' next drive, quarterback Drew Crawford hit Dominique Saunders on a post pattern for a 41-yard gain to the MU 26-yard line. However, Georgetown was undone by a holding call and a dropped third-down pass and had to settle for a Michael Gillman 41-yard field goal at 2:46 in the third quarter. Andriola would add an 18-yard field goal with 3:52 remaining in the game for the final margin.

Boland finished 13-of-21 for 180 yards and no interceptions. Junior wideout Miles Austin caught five passes for 59 yards. Defensively, Sophomore safety Matt Hill led the Hawks with nine stops. Migliore rushed for 97 yards on 24 carries. He ran for 65 yards in the first half, including a 24-yard touchdown run at 5:55 of the first quarter to give Monmouth a 7-0 lead. Andriola pushed MU's lead to 10-0 at 13:37 of the third, capping an 11-play 47-yard drive.

Davis finished with 69 yards on seven carries for the Hoyas, who totaled 156 yards on the ground. Crawford

<b>GEORGETOWN</b>	<b>0</b>	<b>7</b>	<b>3</b>	<b>0</b>	<b>10</b>
<b>MONMOUTH</b>	<b>7</b>	<b>3</b>	<b>14</b>	<b>3</b>	<b>27</b>

MU - Migliore 24 run (Andriola kick), 5:55 - 1st  
MU - Andriola 45 field goal, 13:37 - 2nd  
GU - Thezi 24 run (Gillman kick), 12:03 - 2nd  
MU - Worfolk 40 pass from Boland (Andriola kick), 8:57 - 3rd  
MU - Migliore 5 run (Andriola kick), 4:27 - 3rd  
GU - Gillman 41 field goal, 2:46 - 3rd  
MU - Andriola 18 field goal, 3:52 - 4th

	<b>GU</b>	<b>MU</b>
<b>First Downs</b>	10	21
<b>Rushes - Yards</b>	29-170	50-236
<b>Passing Yards</b>	130	200
<b>Passes (C-A-I)</b>	13-25-1	16-25-0
<b>Total Offense</b>	286	382
<b>Fumbles-Lost</b>	3-1	0-0
<b>Penalties-Yards</b>	7-67	6-35
<b>Time of Possession</b>	24:24	35:46

**RUSHING:** GU - Davis 7-69, Crawford 9-40, Sarin 10-34, Thezie 1-24; MU - Migliore 24-97 2TD, Smith 8-32, Dennis 1-28, Kennedy 5-27, Austin 1-21, Carter 2-4, San Miguel 1(-4), Boland 8(-23).  
**PASSING:** GU - Crawford 13-25-0 130; MU - Boland 13-21-0 180 TD, Kennedy 3-4-0 20.  
**RECEIVING:** GU - Sarin 4-5, Agnello 3-27, Casterginei 3-26, Saunders 1-41, Wooten 1-20, Moss 1-11; MU - Austin 5-59, San Miguel 3-42, Worfolk 2-45 TD, McClelland 2-24, Sosnovik 2-16, Smith 1-8, Hiltwine 1-6.

Senior kicker Steve Andriola converted a 29-yard field goal as time expired to give Monmouth a 9-6 victory over Northeast Conference rival Central Connecticut State before a Homecoming crowd of 3,743 at Kessler Field.

The win improved Monmouth to 8-1 overall and 4-1 in the NEC and put the Blue and White in a first-place tie with CCSU who fell to 6-2 overall and 4-1 in league play.

With the game tied at 6-6 in the fourth quarter, Monmouth linebacker Mike Castellano hit Central Connecticut State quarterback Scott Dolch as he threw, resulting in a short fluttering pass that was intercepted by Hawks' linebacker Dan Blazosky at the Blue Devil 46 with 2:54 remaining in the game.

Monmouth quarterback Brian Boland, hit Tim Hiltwine and Miles Austin on back-to-back completions of eight and 10 yards, respectively, to the CCSU 28-yard line. The Hawks used the next five plays to run time off the clock, rushing five times for an additional 16 yards, to set up Andriola with two seconds remaining.

With the field goal, Monmouth became the first team since the NCAA began the I-AA classification in 1978 to win three games on the final play of the game in one season. Andriola became just the second player in the history of the NCAA to kick two game-winning field goals with time expired twice in a single season.

The Blue Devils tied the game earlier in the fourth, when junior kicker Derek Pearson hit a 25-yard field goal at 9:03 of the period, capping a 10-play, 72-yard drive.

Central Connecticut State outgained Monmouth, 351-222, but the Hawks' stingy defense came up with four takeaways to keep the Blue Devils out of the end zone.

Monmouth defensive back Rob Lomoriello intercepted two passes, including one in the back corner of the end zone to snuff out a Central Connecticut with 3:59 left in the third quarter and MU up 6-3.

Late in the second quarter Castellano set up MU's second score, forcing a fumble and recovering a fumble at the Central Connecticut State 21-yard line with 34 seconds left in the first half. Three plays later, Andriola added his second field goal of the day, from 33 yards, to give the Hawks' a 6-3 halftime lead.

In the first quarter, the teams traded field goals, with Monmouth getting a 43-yard boot by Andriola and the Blue Devils answering with a 32-yard strike by Pearson.

For Monmouth, senior running back Joe Migliore rushed for 52 yards on 17 carries while fellow senior Bobby Smith ran 12 times for 41 yards. On the defensive end, Lomoriello and Castellano recorded 11 and 10 tackles, respectively to lead the charge.

<b>MONMOUTH</b>	<b>3</b>	<b>0</b>	<b>0</b>	<b>3</b>	<b>6</b>
<b>CENTRAL CONNECTICUT STATE</b>	<b>3</b>	<b>3</b>	<b>0</b>	<b>3</b>	<b>9</b>

MU - Andriola 43 field goal, 11:31 - 1st  
CCSU - Pearson 32 field goal, 2:46 - 1st  
MU - Andriola 33 field goal, 0:00 - 2nd  
CCSU - Pearson 25 field goal, 9:03 - 4th  
MU - Andriola 29 field goal, 0:00 - 4th

	<b>CCSU</b>	<b>MU</b>
<b>First Downs</b>	17	10
<b>Rushes - Yards</b>	38-206	39-140
<b>Passing Yards</b>	171	114
<b>Passes (C-A-I)</b>	17-32-3	8-27-0
<b>Total Offense</b>	351	222
<b>Fumbles-Lost</b>	1-1	0-0
<b>Penalties-Yards</b>	3-30	2-19
<b>Time of Possession</b>	32:15	27:45

**RUSHING:** CCSU - Harge 26-141, Dolch 10-48, Team 1(-2), Smith 1(-7); MU - Migliore 17-53, Smith 12-41, Austin 1-21, Carter 2-6, Kennedy 2(-5), Boland 5(-7).  
**PASSING:** CCSU - Dolch 17-32-3 171; MU - Boland 6-22 77, Kennedy 2-5-0 37.  
**RECEIVING:** CCSU - Smith 5-90, Bergeski 5-47, Gomes 3-17, Harge 2(-3), Roth 1-13, Cadet 1-6; MU - Sosnovik 2-37, McClelland 2-31, Austin 2-31, Hiltwine 1-8, San Miguel 1-7.

# 2004 GAME RECAPS

**Sacred Heart 10**  
**Monmouth Hawks 28**

**St. Francis (Pa.) 39**  
**Monmouth Hawks 49**

**November 6, 2004**

Kessler Field  
West Long Branch, N.J.

Senior running backs Joe Migliore and Bobby Smith rushed for 74 yards each and combined for three touchdowns to lead Monmouth's balanced attack in a 28-10 defeat of Sacred Heart University.

The Hawks failed to reach the end zone last week in a 9-6 victory over Central Connecticut, but wasted little time doing against the Pioneers.

Monmouth opened the game with an 11-play, 64-yard drive, punctuated when Migliore bulldozed into the end zone from the 1-yard line at 9:46 of the first quarter. Senior kicker Steve Andriola added the first of his four conversion kicks to give the Hawks the 7-0 advantage.

Sacred Heart's ensuing drive would stall at the Monmouth 35-yard line when quarterback Dan Ammel threw an incomplete pass on 4th-and-6.

The Blue and White promptly went into its bag of tricks, as junior wideout Miles Austin hit senior receiver Billy Worfolk on a 32-yard option pass down the right sideline to the Pioneer 33. Four plays later, Smith, who rushed 18 times during the game, capped the 65-yard drive, with a 5-yard touchdown scamper at 4:38 of the first, giving Monmouth a 14-0 edge.

Sacred Heart struck back, however, when junior running back Ed Pricolo broke the next play from scrimmage 65-yards down the left side for a Pioneer touchdown.

Sacred Heart would threaten Monmouth's lead in the second period, driving to the MU 10-yard line. The Hawks' defense held firm on three first-and-goal plays, and the Pioneers had to settle for a 19-yard field goal by sophomore kicker Lars Anderson with 6:36 left in the first half.

Pricolo came into the game averaging 156 yards per game and had rushed for at least 100 yards in eight straight contests, but Monmouth held him to 91 on 12 carries.

The Hawks' defense clamped down in the second half, holding the Pioneers scoreless, and MU's offense produced a 1-yard TD run by Migliore and a 22-yard scoring sprint by sophomore quarterback Brian Boland in the third quarter. Boland also finished 13-for-21 for 172 yards, and one interception through the air. Meanwhile, Smith also caught four passes for 64 yards and became the eighth Hawk to eclipse 1,000 rushing yards in his career. He began the day with 995. Nick Castellano and Jay Ricciardi each booked a game-high 11 tackles on the afternoon. Ricciardi added three tackles for loss of yardage. Rob

<b>SACRED HEART</b>	<b>7</b>	<b>3</b>	<b>0</b>	<b>0</b>	<b>- 10</b>
<b>MONMOUTH</b>	<b>14</b>	<b>0</b>	<b>14</b>	<b>0</b>	<b>- 28</b>

- MU - Migliore 1 run (Andriola kick), 9:46 - 1st
- MU - Smith 5 run (Andriola kick), 4:38 - 1st
- SH - Pricolo 65 run (Anderson kick), 4:11 - 1st
- SH - Anderson 19 field goal, 6:36 - 2nd
- MU - Migliore 1 run (Andriola kick), 4:15 - 3rd
- MU - Boland 22 run (Andriola kick), 1:00 - 3rd

	<b>SH</b>	<b>MU</b>
<b>First Downs</b>	15	23
<b>Rushes - Yards</b>	27-159	49-207
<b>Passing Yards</b>	180	204
<b>Passes (C-A-I)</b>	28-13-1	23-14-1
<b>Total Offense</b>	321	388
<b>Fumbles-Lost</b>	1-1	0-0
<b>Penalties-Yards</b>	8-67	11-83
<b>Time of Possession</b>	23:40	

**RUSHING:** SH - Pricolo 12-91 TD, Payne 12-56, Team 1-(-1), Ammel 2-(-5); MU - Migliore 19-74 2TD, Smith 18-74 TD, Boland 7-31 TD, Carter 1-6, Schneider 1-4, Lutz 1-4, Kennedy 2-(-9).

**PASSING:** SH - Ammel 13-28-1 180; MU - Boland 13-21-1 172, Austin 1-1-0 32, Kennedy 0-1-0 0.

**RECEIVING:** SH - Wright 3-55, Henley 3-52, Peshler 2-32, Butterworth 2-32, Shalvoy 1-4; MU - Smith 4-64, Austin 3-35, Worfolk 2-61, McClelland 1-14, Sharpley 1-11, San Miguel 1-9, Suozzo 1-8, Migliore 1-2.

**November 13, 2004**

Kessler Field  
West Long Branch, N.J.

Monmouth needed its third-highest scoring output ever to keep Saint Francis University at bay. The Hawks won a 49-39 decision to claim its fourth Northeast Conference title title.

The Hawks used 107 second-half rushing yards by Joe Migliore to take control of the contest. On the opening drive of the second half, Migliore rushed six times for 45 yards, including a 6-yard TD run to give MU a 42-31 lead.

Brian Boland fumbled at the Monmouth 1-yard line and Jason Dean recovered in the end zone to trim the lead to 42-39. The score carried over into the fourth quarter.

The Hawks put the game out of reach midway through the final stanza. Monmouth took over possession of the ball at the Saint Francis 34-yard line, and after a short drive Migliore galloped in from three yards out to give Monmouth a 49-39 cushion.

Migliore finished the day with 125 yards and three TDs. Bobby Smith ran for 81 yards and one TD on seven carries. Through the air, Boland completed 12-of-22 passes for 186 yards and two TDs. Austin caught seven passes for 124 yards and two TDs. With his two TD receptions, Austin set the Monmouth career record with 22, surpassing Anthony Galella's 21 scoring catches.

For Saint Francis, Anthony Doria completed 26-of-53 for 340 yards, three TDs and one interception. Luke Palko caught 10 passes for 116 yards, Michael Caputo had nine receptions for 137 yards and three TDs and Maurice Sales hauled in four passes for 99 yards and one touchdown. On the ground, Todd Harris rushed 12 times for 98 yards.

The Hawks fell behind early, 14-0, as Saint Francis got a pair of touchdown passes from Doria in the first eight minutes of the game. On the Red Flash first drive, Doria connected with Caputo for a 23-yard TD pass to cap an 8-play, 76-yard drive. On SFU's second drive, Doria hit Sales on a 45-yard TD pass, to complete a 5-play, 80-yard drive and Saint Francis held a 14-point advantage with 7:27 remaining in the first quarter.

After David Jiles returned a kickoff 37 yards to the Saint Francis' 46-yard line. Boland completed passes of 16 yards to Michael McClelland and 21 yards to Matt Sosnovik to set up a 3-yard touchdown run by Joe Migliore. Monmouth ran the swinging gate play, for the second time in 2004, on the point-after-touchdown attempt and Dan Blazosky ran in for two points, trimming the lead to 14-8 with 5:21 remaining in the first quarter.

Saint Francis inflated the cushion back to nine points as Adam Sciuilli hit a 23-yard field goal and the Red Flash led 17-8 as the first quarter clock expired.

On the first play of the second quarter, Smith broke through the line and found no one in the defensive secondary and rumbled 40 yards for a touchdown, trimming the lead to 17-15.

The Red Flash scored on its fourth straight drive as Palko ran what appeared to be a reverse and found a wide open Caputo who he hit for a 31-yard TD pass. The extra point gave SFU a 24-15 lead with 12:03 left in the first half.

The Hawks' defense finally stifled the Red Flash to force a punt on Saint Francis' fifth drive. Carl Parrish's punt was blocked by McClelland who recovered at the SFU30-yard line. A personal foul by the Red and White put the ball at the Saint Francis 15-yard line and on the first play of the drive Boland hit Austin for a 15-yard TD pass, trimming the Red Flash lead to 24-22 with 4:57 left in the half.

Monmouth took its first lead with 3:55 remaining in the first half. Mike Castellano intercepted a Doria pass and rumbled to the MU 3-yard line and two plays later, Brendan Kennedy scampered into the end zone from four yards out. The Hawks went for the two-point conversion, but Boland's pass was dropped by Austin in the end zone.

Ivin Hicks returned the ensuing kickoff 47-yards to the Monmouth 45-yard line. Doria completed 3-or-4 passes for 40 yards, including a 24-yard TD pass to Caputo to give Saint Francis a 31-28 lead with 2:03 left in the first quarter.

The Hawks responded with a 7-play, 61-yard drive. Boland completed 6-of-7 passes, with his only incompleteness being a drop by Smith, for 61 yards. The final play was a 13-yard TD pass to Austin to give Monmouth a 35-31 advantage heading into the intermission.



**JOE MIGLIORE** ran for 125 yards and three touchdowns against Saint Francis in 2004.

17

<b>ST. FRANCIS (PA.)</b>	<b>17</b>	<b>14</b>	<b>8</b>	<b>0</b>	<b>- 39</b>
<b>MONMOUTH</b>	<b>8</b>	<b>27</b>	<b>7</b>	<b>7</b>	<b>- 49</b>

- SFU - Caputo 23 pass from Doria (Sciuilli kick), 11:55 - 1st
- SFU - Sales 45 pass from Doria (Sciuilli kick), 8:14 - 1st
- MU - Migliore 3 run (Blazosky rush), 5:21 - 1st
- SFU - Sciuilli 23 field goal, 1:21 - 1st
- MU - Smith 40 run (Andriola kick), 14:51 - 2nd
- SFU - Caputo 31 pass from Palko (Sciuilli kick), 12:03 - 2nd
- MU - Austin 15 pass from Boland (Andriola kick), 4:57 - 2nd
- MU - Kennedy 4 run (Boland pass failed), 3:55 - 2nd
- SFU - Caputo 24 pass from Doria (Sciuilli kick), 2:03 - 2nd
- MU - Austin 13 pass from Boland (Andriola kick), 0:27 - 2nd
- MU - Migliore 6 run (Andriola kick), 10:10 - 3rd
- SFU - Dean 0 yard fumble recovery (Caputo pass), 6:01 - 3rd
- MU - Migliore 3 run (Andriola kick), 5:09 - 4th

	<b>SFU</b>	<b>MU</b>
<b>First Downs</b>	23	24
<b>Rushes - Yards</b>	19-104	46-227
<b>Passing Yards</b>	371	233
<b>Passes (C-A-I)</b>	27-54-1	15-28-0
<b>Total Offense</b>	475	460
<b>Fumbles-Lost</b>	0-0	2-1
<b>Penalties-Yards</b>	8-65	9-63
<b>Time of Possession</b>	31:19	28:41

**RUSHING:** SF - Harris 12-98, Taylor 3-9, Doria 3-(-1); MU - Migliore 30-125 3TD, Smith 7-81 TD, Austin 1-12, Kennedy 3-9, Boland 4-1.

**PASSING:** SF - Doria 26-53-1 340 3TD, Palko 1-1-0 31 TD MU - Boland 12-22-0 186 2TD, Kennedy 3-6-1 47.

**RECEIVING:** SF - Palko 10-116, Caputo 9-137 3TD, Sales 4-99 TD, DeLeo 3-6, Korn 1-9; MU - Austin 7-124 2TD, Migliore 2-41, Sosnovik 2-31, San Miguek 2-7, McClelland 1-16, Smith 1-14.

# 2005 GAME RECAPS

**Lehigh Mountain Hawks 54**

**Monmouth Hawks 26**

**September 3, 2005**

Goodman Stadium  
Bethlehem, Pa.

Monmouth opened up its 2005 campaign on the road against Lehigh and fell to the Mountain Hawks 54-26. The game marked only the second time that the two teams met and the outcome was almost identical as Lehigh defeated Monmouth 56-10 on September 18, 1999.

Junior Brian Boland led the passing attack for Monmouth as he finished the day 28-of-39 with 348 yards, to go along with two touchdowns and an interception. Wide receivers junior Adam San Miguel and senior Miles Austin each broke the 100-yard plateau. San Miguel hauled in 160-yards on 10 receptions and Austin totaled 126 yards on seven catches. Each added a touchdown.

Lehigh struck first in the contest but Monmouth answered back to claim a 14-7 lead at the end of the first quarter. Senior Bobby Smith rushed in from two yards out and San Miguel hauled in a 3-yard touchdown reception from Boland.

The cushion was short-lived as Lehigh tacked on 17-unanswered points until junior Sean Dennis connected on a 37-yard field goal to end the first half of play with the home team in front, 24-17.

Lehigh opened up the second half with another 17-unanswered point performance until Austin hauled in his first receiving touchdown of the season with 15 seconds remaining in the third quarter. Boland connected

**Monmouth Hawks 65**

**La Salle Explorers 27**

**September 10, 2005**

McCarthy Stadium  
Philadelphia, Pa.

Monmouth senior Miles Austin put on a record-setting performance as the Blue and White posted a 65-27 win over La Salle at McCarthy Stadium.

Austin set a Monmouth single-game record for reception yards as he hauled in six passes for 228 yards, without playing a down in the fourth quarter. It marked the first time in the 13-year history of the Monmouth program that a Hawks' player amassed over 200 receiving yards in a game. He also tied his own school record with three TD receptions on the afternoon, including a 41-yard TD reception on the final play of the first half and scoring strikes of 66 and 24 yards in the third quarter.

In addition to Austin's records, the Hawks set several other marks in the offensive onslaught. The 65 points broke the record of 57 set in a win over Sacred Heart in 1998. The Hawks' 42 points in the first half bested the old record of 37 set in the first half of a win over Iona in 2004. The nine touchdowns was also a single-game record. Junior Brian Boland tied a school mark with five TD passes. Boland ended the game with 273 passing yards, completing 12-of-17 attempts. Sophomore Fred Weingart set a school mark with nine successful PATs.

On the ground, senior Bobby Smith rushed for 71 yards and two TDs on 11 carries. Junior Rob Lutz rushed for 67 yards on nine carries and junior Walter Carter booked 50 rushing yards on nine attempts.

**Monmouth Hawks 16**

**California Vulcans 15**

**September 17, 2005**

Kessler Field  
West Long Branch, N.J.

Monmouth posted a 16-15 come-from-behind win over California (Pa.), the 25th-ranked team in NCAA Division II at Kessler Field.

Playing its first game on a newly installed "FieldTurf" artificial playing surface, the Hawks needed a late touchdown from junior Brian Boland to junior Adam San Miguel and a PAT kick by sophomore Fred Weingart to hold off the Vulcans.

The Hawks were trailing 15-9 for the entire second half before the game-winning 2-play, 4-yard drive. Monmouth sophomore Chris Reed jarred the ball loose from Cal's Antoine Bagwell and the Hawks recovered at the Vulcans' 4-yard line. After a rushing play lost two yards, Boland found San Miguel open in the end zone to knot the game at 15-15 and Weingart punched the extra-point through for the go-ahead point.

Monmouth got on the scoreboard early in the game as the Vulcans muffed a punt return into the end zone and were tackled by junior Mike Castellano for a safety to give the Blue and White a 2-0 lead with 9:44 remaining in the first-half. With the safety, Monmouth became the first Division I-AA team to log a 2-pointer in three consecutive games. The Hawks took the free kick and marched 78 yards on 13 plays to take a 9-0 lead with 3:04 left in the opening stanza. The scoring drive was capped off by a 10-yard pass from Boland to senior Bobby Smith.

The Vulcans responded quickly as on the first play of their next possession, Bagwell diced through the Hawks' defense for an 87-yard TD run, to close the gap at 9-7 with 2:43 showing on the first quarter clock.

California took the lead early in the second quarter as Bagwell started the drive with rushes of 14 and 12 yards and Joe Ruggiero completed 4-of-4 attempts for 53 yards to complete the drive. The final play had Ruggiero hitting Mark Garner for an 8-yard TD pass. Ruggiero and Garner connected again on the 2-point conversion for a 15-9 lead.

18

<b>MONMOUTH</b>	<b>14</b>	<b>3</b>	<b>7</b>	<b>2</b>	<b>- 26</b>
<b>LEHIGH</b>	<b>7</b>	<b>17</b>	<b>17</b>	<b>13</b>	<b>-</b>
<b>54</b>					

- LU - Walker 10 pass from Borda (Musiek kick) 13:22 - 1st
- MU - Smith 2 run (Weingart kick) 8:27 - 1st
- MU - San Miguel 3 pass from Boland (Weingart kick) 2:27 - 1st
- LU - Musiek 26 Field Goal 14:55 - 2nd
- LU - Trovato 11 pass from Borda (Musiek kick) 5:20 - 2nd
- LU - Zebulum 20 pass from Borda (Musiek kick) 3:54 - 2nd
- MU - Dennis 37 Field Goal 0:00 - 2nd
- LU - Musiek 28 Field Goal 12:16 - 3rd
- LU - Walker 19 pass from Borda (Musiek kick) 5:42 - 3rd
- LU - Rath 17 run (Musiek kick) 2:26 - 3rd
- MU - Austin 66 pass from Boland (Weingart kick) 0:15 - 3rd
- LU - Fay 2 pass from Borda (Kick no good) 14:07 - 4th
- LU - Thomas 9 pass from Borda (Musiek kick) 11:20 - 4th
- MU - TEAM Safety 7:12 - 4th

	<b>MU</b>	<b>LU</b>
<b>First Downs</b>	20	19
<b>Rushes - Yards</b>	41-34	20-47
<b>Passing Yards</b>	377	344
<b>Passes (C-A-I)</b>	29-42-1	22-32-1
<b>Total Offense</b>	411	391
<b>Fumbles-Lost</b>	2-1	0-0
<b>Penalties-Yards</b>	12-96	7-45
<b>Time of Possession</b>	38:14	21:46

**RUSHING:** MU - Lutz 8-21, Carter 7-16, James 3-15, Brice 6-14, Williamson 3-14, Smith 7-11, Boland 4(-7), Burke 1(-8); LU - Borda 6-21, Rath 6-14 TD, Walker 1-11, Thompson 4-3, Fay 1-2, Threatt 1(-2), TEAM 1(-2).

**PASSING:** MU - Boland 28-39-1 348 2TD, Burke 0-2-0, Smith 1-1-0 29; LU - Borda 22-31-1 344 6TD, Threatt 0-1-0.

**RECEIVING:** MU - San Miguel 10-160 TD, Austin 7-126 TD, Sharpley 3-24, Smith 2-21, Carter 2-0, McClelland 1-15, Suozzo 1-12, Nalbhone 1-11, Jurkowski 1-8, Lutz 1-0; LU - Walker 7-157 TD, Zebulum 5-79 TD, Thomas 4-68 TD, Porter 1-18, Trovato 1-11 TD, Kovacs 1-5, Rath 1-3, Fay 1-2 TD, Thompson 1-1.

<b>MONMOUTH</b>	<b>14</b>	<b>28</b>	<b>16</b>	<b>7</b>	<b>- 65</b>
<b>LA SALLE</b>	<b>13</b>	<b>0</b>	<b>0</b>	<b>14</b>	<b>- 27</b>

- MU - Nalbhone 7 pass from Boland (Weingart kick) 11:53 - 1st
- LS - Vaccaro 40 pass from Jump (kick no good) 7:18 - 1st
- MU - Jiles 84 kickoff return (Weingart kick) 7:01 - 1st
- LS - Vaccaro 70 pass from Jump (Perlozza kick) 1:40 - 1st
- MU - Smith 1 run (Weingart kick) 9:13 - 2nd
- MU - McClelland 12 pass from Boland (Weingart kick) 4:40 - 2nd
- MU - Smith 2 run (Weingart kick) 0:52 - 2nd
- MU - Austin 41 pass from Boland (Weingart kick) 0:00 - 2nd
- MU - Austin 66 pass from Boland (Weingart kick) 8:16 - 3rd
- MU - TEAM Safety 6:36 - 3rd
- MU - Austin 24 pass from Boland (Weingart kick) 2:24 - 3rd
- LU - Sullivan 15 pass from Jump (Perlozza kick) 11:28 - 4th
- MU - James 32 run (Weingart kick) 6:35 - 4th
- LS - Adelman 1 run (Perlozza kick) 1:44 - 4th

	<b>MU</b>	<b>LS</b>
<b>First Downs</b>	23	20
<b>Rushes - Yards</b>	47-282	25-105
<b>Passing Yards</b>	307	327
<b>Passes (C-A-I)</b>	17-23-2	21-38-2
<b>Total Offense</b>	589	432
<b>Fumbles-Lost</b>	1-1	2-2
<b>Penalties-Yards</b>	9-101	1-5
<b>Time of Possession</b>	36:10	23:50

**RUSHING:** MU - Smith 11-69 2TD, Lutz 9-67, Carter 9-50, James 2-32 TD, Brice 6-28, Williamson 3-23, Boland 4-9, Burke 3-4; LS - Brumfield 7-56, Adelman 8-29 TD, Sullivan 4-19, Ceviss 1-6, Jump 5(-5).

**PASSING:** MU - Boland 14-18-2 286 5TD, Burke 5-6-0 21; LS - Jump 21-38-2 327 3TD.

**RECEIVING:** MU - Austin 6-228 3TD, San Miguel 3-23, Nalbhone 1-7 TD, Sharpley 2-10, Kiley 2-6, McClelland 1-12 TD, Jurkowski 1-7, Codd 1-5, Suozzo 1-3; LS - Zabel 6-97, Sullivan 6-38 TD, Vaccaro 6-160 2TD, Kendrick 1-33, Brumfield 1-7, Adelman 1-1, Garzone 1(-9).

<b>CALIFORNIA (PA.)</b>	<b>7</b>	<b>8</b>	<b>0</b>	<b>0</b>	<b>- 15</b>
<b>MONMOUTH</b>	<b>9</b>	<b>0</b>	<b>0</b>	<b>7</b>	<b>- 16</b>

- MU - TEAM Safety 9:44 - 1st
- MU - Smith 10 pass from Boland (Weingart kick) 3:04 - 1st
- CAL - Bagwell 87 run (Pizzuto kick) 2:43 - 1st
- CAL - Garner 8 pass from Ruggiero (Garner pass) 10:37 - 2nd
- MU - San Miguel 6 pass from Boland (Weingart kick) 7:51 - 4th

	<b>CAL</b>	<b>MU</b>
<b>First Downs</b>	12	15
<b>Rushes - Yards</b>	21-169	36-71
<b>Passing Yards</b>	180	259
<b>Passes (C-A-I)</b>	18-29-0	23-41-1
<b>Total Offense</b>	349	330
<b>Fumbles-Lost</b>	2-1	0-0
<b>Penalties-Yards</b>	9-75	13-127
<b>Time of Possession</b>	19:13	40:47

**RUSHING:** CAL - Bagwell 16-170 TD, Lombardy 2-3, Howard 1-0, Ruggiero 2(-4); MU - Smith 7-37, Boland 6-21, Carter 8-13, Austin 1-10, San Miguel 2-5, Brice 7-3, Lutz 3-1, TEAM 1(-1), Dennis 1(-18).

**PASSING:** CAL - Ruggiero 18-29-0 180 TD; MU - Boland 23-40-1 259 2TD, Austin 0-1-0.

**RECEIVING:** CAL - Garner 5-30 TD, Bagwell 3-25, Huddleston 2-30, Forse 2-30, Hoskin 2-17, Jackson 1-36, Baker 1-11, Palshaw 1-2, Burns 1(-1); MU - Austin 8-140, San Miguel 8-49 TD, Sharpley 2-30, Smith 2-18 TD, Kennedy 1-9, McClelland 1-9, Nalbhone 1-4.



# 2005 GAME RECAPS

**Monmouth Hawks 36**

**Stony Brook Seawolves 7**

**October 1, 2005**

Kenneth P. LaValle Stadium  
Stony Brook, N.Y.

The record-setting seasons continued for senior Miles Austin and junior Brian Boland as the duo led Monmouth to a 36-7 win over Stony Brook in the two teams' NEC opener in Stony Brook.

Monmouth jumped out to an early 7-0 lead on its first possession of the game, 4:26 into the contest, as junior Leonard Brice dashed in from six yards out and sophomore Fred Weingart converted on the extra point.

After forcing a Stony Brook punt, the Hawks doubled their lead as junior Walter Carter scored on a 2-yard run and Weingart added an extra point with 5:06 left in the opening act.

Monmouth extended its lead early in the second quarter when Boland connected with Austin for a 15-yard TD pass. Weingart's PAT was good and the Blue and White led 21-0 at the break.

The Seawolves' lone score came on a 59-yard pass from Josh Dudash to Josh Anderson. Matt Weeks' extra point made it 21-7 at the 9:08 mark in the third quarter.

The Hawks added two more touchdowns as Boland hooked up with senior Brendan Kennedy on a 21-yard score and Austin blocked a punt and returned it for a TD to put the game out of reach.

Boland went 28-of-40 for 296 yards with two touchdowns and three interceptions. Boland tied a school record with his 28 completions in the game. He also became the first Monmouth quarterback to log 1,000 passing yards in the first four games of the season as his tally on the year ballooned to 1,189. Austin caught eight passes for 107 yards and totaled a pair of touchdowns. The senior also rushed five times for 45 yards. Austin ran his school-record string of consecutive 100-yard receiving games to five. It also ran his school record career total of 100-yard receiving games to 11.

<b>MONMOUTH</b>	<b>14</b>	<b>7</b>	<b>8</b>	<b>7</b>	<b>36</b>
<b>STONY BROOK</b>	<b>0</b>	<b>0</b>	<b>7</b>	<b>0</b>	<b>7</b>

- MU - Brice 6 run (Weingart kick) 10:34 - 1st
- MU - Carter 2 run (Weingart kick) 5:06 - 1st
- MU - Austin 15 pass from Boland (Weingart kick) 12:05 - 2nd
- SB - Anderson 59 pass from Dudash (Weeks kick) 9:08 - 3rd
- MU - Kennedy 21 pass from Boland (Sharpley rush) 4:09 - 3rd
- MU - Austin 18 blocked punt (Weingart kick) 13:10 - 4th

	<b>MU</b>	<b>SB</b>
<b>First Downs</b>	29	15
<b>Rushes - Yards</b>	46-273	23-49
<b>Passing Yards</b>	296	200
<b>Passes (C-A-I)</b>	28-41-3	17-42-1
<b>Total Offense</b>	569	249
<b>Fumbles-Lost</b>	1-0	1-0
<b>Penalties-Yards</b>	12-111	4-30
<b>Time of Possession</b>	38:03	21:57

**RUSHING:** MU - Brice 12-64 TD, Lutz 8-62, Austin 5-45, Carter 8-34 TD, Smith 4-34, Williamson 3-19, James 3-8, Boland 2-5, Henry 1-2; SB - Williams 7-48, Haffiz 6-20, Sturumski 2-8, Dudash 8-(-27).

**PASSING:** MU - Boland 28-41-3 296 2TD; SB - Dudash 17-42-1 200 TD.

**RECEIVING:** MU - Austin 8-107 TD, Smith 4-62, Nalbone 4-29, McClelland 3-38, San Miguel 3-13, Kennedy 2-28 TD, Carter 2-11, Sharpley 1-6, Jurkowski 1-2; SB - Anderson 7-99 TD, Cosentino 3-29, Davis 2-9, Williams 2-7, Suggs 1-34, Halonski 1-18, Alleyne 1-4.

**Monmouth Hawks 45**

**Sacred Heart/Pioneers 14**

**October 8, 2005**

Campus Field  
Fairfield, Conn.

Junior Brian Boland threw for 288 yards and five touchdowns, four of them to senior Miles Austin to lead Monmouth to a 45-14 win over Sacred Heart.

Austin broke his own school records with 235 receiving yards and four TD receptions in the game.

After SHU opened the game with a touchdown, Monmouth ran off 45 straight points, starting with a Boland-to-Miles 20-yard TD strike with 6:29 left in the first quarter.

The Pioneers failed to move the ball on their next possession and had to punt at midfield. The snap sailed over the head of SHU's punter and Monmouth took over possession at the Pioneers' 19-yard line. Four plays later, Boland connected with Austin from five yards out.

Monmouth made it 21-7 with 8:22 left in the first half when Boland hit Austin for a 59-yard TD pass. Another miscued snap on a SHU punt, with 1:31 remaining in the second quarter, resulted in a snap through the end zone for a Monmouth safety, putting the Hawks up 23-7. A 38-yard field goal by sophomore Fred Weingart gave Monmouth a 26-7 lead at the intermission.

Sacred Heart received the opening kickoff in the second half, but junior Mike Castellano intercepted a pass on the first play from scrimmage, giving the Hawks the ball at the SHU 46-yard line. Two plays later, Boland and Austin completed their fourth TD hookup, this one for 38 yards to give Monmouth a 33-7 advantage.

The third bad snap on a punt for the Pioneers resulted in another Monmouth safety, tying an NCAA I-AA record for safeties in a season with five.

<b>MONMOUTH</b>	<b>14</b>	<b>12</b>	<b>16</b>	<b>3</b>	<b>- 45</b>
<b>SACRED HEART</b>	<b>7</b>	<b>0</b>	<b>0</b>	<b>7</b>	<b>- 14</b>

- SH - Pricolo 77 run (Passalacqua kick) 9:11 - 1st
- MU - Austin 20 pass from Boland (Weingart kick) 6:29 - 1st
- MU - Austin 5 pass from Boland (Weingart kick) 2:37 - 1st
- MU - Austin 59 pass from Boland (Weingart kick) 8:22 - 2nd
- MU - TEAM Safety 1:31 - 2nd
- MU - Weingart 38 field goal 0:29 - 2nd
- MU - Austin 38 pass from Boland (Weingart kick) 13:59 - 3rd
- MU - TEAM Safety 10:22 - 3rd
- MU - Carter 8 pass from Boland (Weingart kick) 5:59 - 3rd
- MU - Weingart 36 field goal 5:37 - 4th
- SH - Jones 60 run (Passalacqua kick) 4:05 - 4th

	<b>MU</b>	<b>SH</b>
<b>First Downs</b>	21	8
<b>Rushes - Yards</b>	38-165	36-69
<b>Passing Yards</b>	325	54
<b>Passes (C-A-I)</b>	20-34-1	9-18-1
<b>Total Offense</b>	490	123
<b>Fumbles-Lost</b>	1-0	3-2
<b>Penalties-Yards</b>	6-35	4-37
<b>Time of Possession</b>	32:51	27:09

**RUSHING:** MU - Brice 1-47, Lutz 13-29, Boland 3-21, Williamson 3-19, Smith 6-17, Carter 4-12, Henry 2-9, Burke 1-8, James 1-5, Austin 2-3, San Miguel 2-(-5); SH - Pricolo 18-113 TD, Jones 8-64 TD, Arciaga 7-(-23), TEAM 3-(-105).

**PASSING:** MU - Boland 17-30-1 288 5TD, Burke 3-4-0 37; SH - Arciaga 9-18-1 54.

**RECEIVING:** MU - Austin 10-235 4TD, McClelland 3-36, Sharpley 2-28, Carter 1-8 TD, Nalbone 1-7, Kennedy 1-7, Suozzo 1-7, Lutz 1-(-3); SH - Franklin 2-17, Jones 2-11, Pricolo 2-(-4), Butterworth 1-16, Bundy 1-9, Jarry 1-5.

**Wagner Seahawks 26**

**Monmouth Hawks 20**

**October 15, 2005**

Kessler Field  
West Long Branch, N.J.

Monmouth committed six costly turnovers in a 26-20 loss to Wagner in NEC action at Kessler Field.

Wagner's ball-hawking defense sported five different players with interceptions on the afternoon as junior Brian Boland, who entered the contest as the No. 7 rated quarterback in Division I-AA completed just 16-of-38 passes for 210 yards and five interceptions. Boland also threw two touchdowns on the afternoon to tie the MU single-season record with 18 on the year.

Monmouth pounced on Wagner early with a pair of touchdowns in the first quarter. The Hawks broke the scoring seal 9:19 into the first quarter as Boland hit senior Miles Austin for a 23-yard TD pass to complete an 8-play, 82-yard drive. Monmouth also scored on its second drive as junior Leonard Brice scored on a 12-yard run to cap a 7-play, 65-yard drive.

Wagner scored its first touchdown as John Sciarra hit Joseph Kinard for a 2-yard TD pass, ending a 12-play, 87-yard drive. The Seahawks' PAT kick was blocked by senior Rob Lomoriello as the lead was trimmed to 14-6 with 12:19 showing on the first-half clock.

The Seahawks clipped the lead to 14-9 with a 26-yard field goal by Piotr Czech with 6:01 left in the half.

On the ensuing drive, the Hawks squandered a scoring opportunity. Boland set an MU record for the longest rush by a quarterback with a 62-yard run to the Wagner 18-yard line. Two plays later, Boland threw the first of five interceptions in the game as Chris Ferrara hauled the ball in at the Wagner 12-yard line. The Seahawks marched 88 yards and scored on a 25-yard pass from Sciarra to Shaun Grover to take a 16-14 lead at the half.

The Seahawks opened the second half scoring as Czech hit a 18-yard field goal and Sciarra hit Mike Malik on a 31-yard TD pass on 4th-and-15 to take a 26-14 lead.

<b>WAGNER</b>	<b>0</b>	<b>16</b>	<b>3</b>	<b>7</b>	<b>26</b>
<b>MONMOUTH</b>	<b>14</b>	<b>0</b>	<b>0</b>	<b>6</b>	<b>20</b>

- MU - Austin 23 pass from Boland (Weingart kick) 9:19 - 1st
- MU - Brice 12 run (Weingart kick) 5:59 - 1st
- WC - Kinard 2 pass from Sciarra (Czech kick) 12:19 - 2nd
- WC - Czech 26 field goal 6:01 - 2nd
- WC - Grover 25 pass from Sciarra (Czech kick) 1:34 - 2nd
- WC - Czech 18 field goal 6:48 - 3rd
- WC - Malik 31 pass from Sciarra (Czech kick) 14:53 - 3rd
- MU - Austin 36 pass from Boland (Boland rush fail) 6:39 - 4th

	<b>WC</b>	<b>MU</b>
<b>First Downs</b>	21	17
<b>Rushes - Yards</b>	37-87	24-174
<b>Passing Yards</b>	279	210
<b>Passes (C-A-I)</b>	27-46-1	16-38-5
<b>Total Offense</b>	366	384
<b>Fumbles-Lost</b>	0-0	1-1
<b>Penalties-Yards</b>	8-78	6-69
<b>Time of Possession</b>	35:59	24:01

**RUSHING:** WC - Barnett 15-58, Wilson 11-36, Team 3-(-3), Sciarra 8-(-4); MU - Brice 11-75 TD, Boland 2-57, Carter 5-43, Smith 3-3, Lutz 2-0, Austin 1-(-4).

**PASSING:** WC - Sciarra 27-46-1 279 3TD; MU - Boland 16-38-5 210 2TD.

**RECEIVING:** WC - Kinard 8-65 TD, Grover 7-85 TD, Barnett 5-38, Malik 4-62 TD, Wilson 2-19, Turner 1-10; MU - Austin 6-88 2TD, Brice 3-21, San Miguel 2-36, McClelland 2-35, Smith 2-12, Sharpley 1-18.

# 2005 GAME RECAPS

**Monmouth Hawks 14**  
**Robert Morris Colonials 0**

**October 22, 2005**  
 Kessler Field  
 West Long Branch, N.J.

Monmouth's defense handed Robert Morris just the third shutout in the history of the Colonials' football program as the Hawks posted a 14-0 win at Kessler Field.

The Hawks held Robert Morris to 222 yards of total offense, including 91 yards in the second half. The Blue Shirts also scored one of the Hawks' two touchdowns as junior T.J. Cerezo picked up a fumble and raced 44 yards for paydirt midway through the second quarter.

After a scoreless first quarter, Monmouth got on the scoreboard five minutes into the second stanza. After senior Jesse Orbach pounced on a fumbled center-quarterback exchange at the Robert Morris 19-yard line, junior Walter Carter rushed for one yard and junior Brian Boland hit junior Shane Sharpley for an 18-yard TD pass with 10:06 showing on the second quarter clock.

On Robert Morris' next drive, the Hawks capitalized on the Colonials' turnover for the Cerezo touchdown to take a 14-0 lead.

Monmouth's defense was led by junior Matt Hill with one forced fumble, one interception and nine tackles. Junior Mike Nunziato had eight tackles.

The Hawks' offense was paced by senior Bobby Smith with 15 rushes for 100 yards. Boland was held under 200 yards passing for the first time on the year as he completed 8-of-21 passes for 99 yards, one touchdown and one interception. Miles Austin left the game with an injury midway through the first quarter and posted just one reception for 12 yards.

Devin Wilson rushed 22 times for 89 yards and caught two passes for 13 yards to lead Robert Morris' offense. Erik Cwalinski started at quarterback for the Colonials and completed 6-of-14 passes for 73 yards. Drew Geyer was 3-of-12 for 14 yards and one interception.

The win was Monmouth's third consecutive victory over Robert Morris, but the Hawks still trail the Colonials 6-5 in the all-time series.

The shutout was Monmouth's 22nd shutout, but the first since a 50-0 blanking of La Salle in 2005.

<b>ROBERT MORRIS</b>	<b>0</b>	<b>0</b>	<b>0</b>	<b>0</b>	<b>0</b>
<b>MONMOUTH</b>	<b>0</b>	<b>14</b>	<b>0</b>	<b>0</b>	<b>14</b>

MU - Sharpley 18 pass from Boland (Weingart kick) 10:06 - 2nd  
 MU - Cerezo 44 fumble recovery (Weingart kick) 6:36 - 2nd

	<b>RM</b>	<b>MU</b>
<b>First Downs</b>	12	14
<b>Rushes - Yards</b>	42-135	49-173
<b>Passing Yards</b>	87	99
<b>Passes (C-A-I)</b>	9-26-1	8-22-2
<b>Total Offense</b>	222	272
<b>Fumbles-Lost</b>	5-4	1-0
<b>Penalties-Yards</b>	7-41	3-30
<b>Time of Possession</b>	27:16	32:44

**RUSHING:** RM - Wilson 22-89, Magnone 7-34, Cwalinski 11-11, Graham 1-2, Team 1-(-1); MU - Smith 15-100, Lutz 11-34, Carter 8-20, Brice 9-15, Boland 5-6, Team 1-(-2).

**PASSING:** RM - Cwalinski 6-14-0 73, Geyer 3-12-1 14; MU - Boland 8-21-1 99 TD, Smith 0-1-1.

**RECEIVING:** RM - Massey 2-28, Rickards 2-28, Powers 2-17, Wilson 2-13, Magnone 1-1; MU - Jurkowski 2-32, Sharpley 2-21 TD, San Miguel 2-16, McClelland 1-18, Austin 1-12.

**CCSU Blue Devils 15**  
**Monmouth Hawks 13**

**October 29, 2005**  
 Arute Field  
 New Britain, Conn.

Central Connecticut State quarterback Aubrey Norris rushed for a career-high 141 yards and one touchdown and threw for 158 yards as the Blue Devils topped Monmouth 15-13 in New Britain, Conn., to gain sole possession of first place in the NEC standings.

Monmouth took a 7-0 lead on a 16-yard TD run by junior Brian Boland just 1:23 into the first quarter. The play capped a 4-play, 65-yard drive. Sophomore Fred Weingart kicked a 23-yard field goal with 2:09 left in the quarter to inflate the cushion to 10-0.

The Blue Devils got on the board with 1:48 remaining in the first quarter when Norris rushed for a career-long 69-yard TD run, the only play of the drive, to cut the lead to 10-6. The extra-point kick was no good.

Derek Pearson kicked a 22-yard field goal with 1:04 remaining in the first half and Monmouth limped into the intermission, clinging to a 10-9 lead.

Pearson struck again for the Blue Devils with 10:18 remaining in the third quarter to give the Central Connecticut its first lead of the game. He capped a 15-play, 53-yard drive with a 35-yard field goal to give State the 12-10 advantage.

Monmouth regained the lead with 7:10 remaining in the third quarter on a 32-yard field goal by Weingart.

Pearson kicked his second game-winner of the season from 39 yards out with 7:22 left in the fourth quarter to give the Blue Devils the final 15-13 edge.

Norris was intercepted with under five minutes to play in the game as junior Matt Hill hauled in the pass and returned it inside CCSU territory. With Monmouth driving at the Central 28-yard line with under four minutes remaining in the game, Devon Douglass forced a Monmouth fumble. The Hawks had one last chance to win as they got the game with 2:17 left in the game, but on fourth down from the CCSU 31, Anthony Wilson intercepted a Boland pass to end the Monmouth drive.

<b>MONMOUTH</b>	<b>10</b>	<b>0</b>	<b>3</b>	<b>0</b>	<b>- 13</b>
<b>CENTRAL CONNECTICUT STATE</b>	<b>6</b>	<b>3</b>	<b>3</b>	<b>3</b>	<b>- 15</b>

MU - Boland 16 run (Weingart kick) 13:37 - 1st  
 MU - Weingart 23 field goal 2:09 - 1st  
 CC - Norris 69 run (Roth run failed) 1:48 - 1st  
 CC - Pearson 22 field goal 1:04 - 2nd  
 CC - Pearson 35 field goal 10:18 - 3rd  
 MU - Weingart 32 field goal 7:10 - 3rd  
 CC - Pearson 39 field goal 7:22 - 4th

	<b>MU</b>	<b>CC</b>
<b>First Downs</b>	23	16
<b>Rushes - Yards</b>	44-231	39-166
<b>Passing Yards</b>	173	158
<b>Passes (C-A-I)</b>	15-32-1	13-27-1
<b>Total Offense</b>	404	324
<b>Fumbles-Lost</b>	2-2	0-0
<b>Penalties-Yards</b>	9-85	10-93
<b>Time of Possession</b>	30:28	29:32

**RUSHING:** MU - Smith 18-133, Lutz 7-57, Brice 7-15, Boland 6-9 TD, San Miguel 2-9, Carter 4-8; CC - Norris 22-141 TD, Sheard 2-12, Morrison 4-11, Freeman 9-3, Team 2-(-1).

**PASSING:** MU - Boland 15-32-1 173; CC - Norris 13-26-1 158, Sheard 0-1-0.

**RECEIVING:** MU - San Miguel 8-82, Austin 3-68, Sharpley 2-13, Lutz 1-6, Suozzo 1-4; CC - Freeman 4-43, Roth 3-49, Smith 2-20, Kevorkian 2-20, Roberts 1-21, Bergeski 1-5.

**St. Francis (Pa.) 19**  
**Monmouth Hawks 15**

**November 5, 2005**  
 Pine Bowl  
 Loretto, Pa.

With four of their top six options at wide receiver, including All-America candidate Miles Austin, not playing due to injuries, Monmouth had to piece together a passing attack and came up short in a 19-15 loss to St. Francis (Pa.) in Loretto.

The Hawks' offense, which entering the contest was held to just three points in the second half of each of its last two games when Austin left both contests with the same ankle injury, managed to score only on its opening drive of the game and its final possession.

The loss snapped Monmouth's 11-game win streak in the all-time series against St. Francis.

The Red Flash drew first blood on its initial drive of the game. St. Francis lulled Monmouth's defense to sleep with runs and short passes, before Anthony Doria connected with Michael Caputo in the end zone for a 24-yard TD pass to wrap up a 10-play, 77-yard drive.

The Hawks used little time in responding. The Blue and White started with good field position as junior Rob Lutz posted a 31-yard kickoff return to the Hawks' 44-yard line. After 11 plays, junior Brian Boland hit junior Walter Carter on an 8-yard screen pass to even the score at 7-7 with 4:01 remaining in the first quarter.

The Red Flash went coast to coast for its next scoring drive. After junior punter Sean Dennis pined St. Francis at its own 2-yard line, the Red Flash traveled 89 yards on 14 plays to set up a 26-yard field goal by Adam Sciuilli to give the Red Flash a 10-7 lead with 5:10 left in the half. St. Francis inflated the cushion to six points heading into the intermission as Sciuilli hit a 23-yard field goal.

The Red Flash put the game out of reach early in the fourth quarter as Doria connected with Lerner Williams for a 12-yard TD pass to stake SFU to a 19-7 lead.

The Hawks mounted a late attack, driving 94 yards on 14 plays. Boland went 10-of-11 for 72 yards on the drive. Carter capped off the drive with a 17-yard TD run. Carter waltzed in from one yard out on the 2-point conversion to close the gap to 19-15.

<b>MONMOUTH</b>	<b>7</b>	<b>0</b>	<b>0</b>	<b>8</b>	<b>- 15</b>
<b>ST. FRANCIS (PA.)</b>	<b>7</b>	<b>6</b>	<b>0</b>	<b>6</b>	<b>- 19</b>

SF - Caputo 24 pass (Sciuilli kick) 9:48 - 1st  
 MU - Carter 8 pass from Boland (Weingart kick) 4:01 - 1st  
 SF - Sciuilli 26 field goal 5:10 - 2nd  
 SF - Sciuilli 23 field goal 0:12 - 2nd  
 SF - Williams 12 pass from Doria (Doria pass failed) 10:16 - 4th  
 MU - Carter 17 run (Carter rush) 6:49 - 4th

	<b>MU</b>	<b>SF</b>
<b>First Downs</b>	16	22
<b>Rushes - Yards</b>	26-93	33-104
<b>Passing Yards</b>	198	285
<b>Passes (C-A-I)</b>	22-34-1	26-35-0
<b>Total Offense</b>	291	389
<b>Fumbles-Lost</b>	1-0	1-1
<b>Penalties-Yards</b>	7-49	5-27
<b>Time of Possession</b>	26:00	34:00

**RUSHING:** MU - Carter 7-41 TD, Brice 7-37, Boland 5-6, Smith 4-5, Lutz 2-4, San Miguel 1-0; SF - Harris 24-101, Doria 8-2, Taylor 1-1.

**PASSING:** MU - Boland 22-34-1 198 TD; SF - Doria 26-35-0 285 TD.

**RECEIVING:** MU - San Miguel 9-93, Sharpley 5-43, Balbone 4-40, Carter 3-9 TD, Kiley 1-13; SF - Caputo 8-127 TD, Palko 8-32, Rivera 4-30, Williams 3-77 TD, Harris 3-19.



# 2005-06 GAME RECAPS

**Monmouth Hawks 16**

**Albany Great Danes 13**

**November 12, 2005**

Kessler Field  
West Long Branch, N.J.

Monmouth recaptured the magic it experienced throughout the 2004 season as the Blue and White capped off the 2005 campaign with a 26-yard field goal by sophomore Fred Weingart as time expired for a 16-13 win over Albany at Kessler Field.

Monmouth, who in 2004 became the only NCAA team to ever win games on the final play of regulation three times during the same season, appeared to be in dire straits with the score tied 13-13 with less than two minutes remaining and Albany driving into scoring territory. The Great Danes had 2nd-and-8 at the Monmouth 36-yard line with 1:44 showing on the clock, but junior Paul Trass registered a sack of Albany quarterback Brett Hall and a loss of nine yards. On the following 3rd-and-17 play, senior David Jiles intercepted a Hall pass at the MU 25-yard line and returned it 20 yards.

Junior Brian Boland rushed for 24 yards on the next play to put Monmouth in Albany territory at the 31-yard line. Junior Walter Carter rushed the ball four consecutive times for 21 yards to put the ball at the Albany 10-yard line. The Hawks called their last time out with two seconds remaining in the game. With Weingart set up for the game winner, Albany called a timeout to ice the sophomore. He was not distracted as his 26-yard attempt sailed through the uprights as the final gun sounded. The field goal thwarted Albany's attempt to share the NEC title, giving Stony Brook and Central Connecticut State co-ownership of the crown.

Boland completed 17-of-30 passes for 177 yards for one TD. With the effort, Boland broke MU's single-season records for passing yardage and completions. His 188 completions bested the 175 by Dan Sabella in 1995. Boland's 2,334 passing yards surpassed the 2,299 by John DiPasquale in 1998. Boland also inflated his single-season school record for TD passes to 21 and his school

<b>ALBANY</b>	<b>7</b>	<b>0</b>	<b>0</b>	<b>6</b>	<b>13</b>
<b>MONMOUTH</b>	<b>0</b>	<b>10</b>	<b>3</b>	<b>3</b>	<b>16</b>

UA - Beigel 31 pass from Hall (Althardt kick) 9:50 - 1st  
 MU - Weingart 33 field goal 14:07 - 2nd  
 MU - San Miguel 19 pass from Boland (Weingart kick) 7:03 - 2nd  
 MU - Weingart 41 field goal 0:00 - 3rd  
 UA - Carrabus 8 pass from Hall (Althardt kick block) 10:16 - 4th  
 MU - Weingart 26 field goal 0:00 - 4th

	<b>UA</b>	<b>MU</b>
<b>First Downs</b>	19	16
<b>Rushes - Yards</b>	29-111	41-163
<b>Passing Yards</b>	198	177
<b>Passes (C-A-I)</b>	16-36-3	17-31-0
<b>Total Offense</b>	309	330
<b>Fumbles-Lost</b>	2-2	1-1
<b>Penalties-Yards</b>	2-12	7-50
<b>Time of Possession</b>	26:30	32:26

**RUSHING:** UA - Beigel 4-21, Johnson 15-49, Allen 13-34, Bocanegra 2-8, Hall 5(-1); MU - Carter 16-62, Boland 10-57, Lutz 7-28, Brice 7-17, San Miguel 1(-1).  
**PASSING:** UA - Hall 16-36-3 198 2TD; MU - Boland 17-30-0 163 TD, Team 0-1-0.  
**RECEIVING:** UA - DeAraujo 6-59, Furnas 4-41, Bocanegra 2-40, Carrabus 2-11 TD, Beigel 1-31 TD, Jatkola 1-16; MU - San Miguel 6-97 TD, Nalbhone 5-34, Carter 2-6, McClelland 1-19, Sharpley 1-13, Brice 1-7, Kiley 1-1.

**Monmouth Hawks 23**

**Fordham Rams 9**

**September 2, 2006**

Jack Coffey Stadium F Bronx, N.Y.

A 20 point first quarter propelled the Monmouth University football team to a 23-9 opening day win in the driving rain over Fordham at Coffey Field in the Bronx on Saturday night.

On the first play from scrimmage, Fordham quarterback Derric Daniels dropped back and threw up a pass that hung up in the wind allowing MU's Ayo Falae to knock the ball right into the hands of Hawk safety Matt Hill who returned the interception 38 yards to the Ram 30 yard line. Two plays later QB Brian Boland hit a wide open Adam San Miguel in middle of the field for TD, to put the Hawks up 7-0 just 47 seconds into the game.

After a defensive stop, the Hawk offense chipped their way to a first down at their own 28 before redshirt freshman David Sinisi grabbed a screen pass and caught a couple of good downfield blocks, springing him for a 72 yard touchdown.

The Hawks offensive attack didn't slow down from there. After the MU defense yielded another stop, Boland launched his second touchdown pass to San Miguel, this time a 71 yard bomb and before long, the Hawks were up 20-0 and San Miguel had 114 yards receiving, just nine minutes into the game.

Monmouth's first rushing attempt of the game came with just under four minutes to go in the first quarter. On this drive, the Hawks mixed up the run and the pass, working their way down to the Fordham 31 on a seven-yard Leonard Brice run. With Monmouth facing a third and long, Brice caught a screen pass and plowed up the left sideline, getting tackled at the three yard line for a first and goal. One play later Weingart made it 23-0 with a 23 yard field goal into the wind with 9:15 to play in the first half.

In the second half Fordham got on the board for the first time when James Prydatko blasted up the middle, out-running the entire Monmouth defense for an 89 yard touchdown run for the Ram's first points of the game. With 4:05 to play and the wind at his back, Fordham's Micah Clukey drilled the three-pointer to make the score 23-9.

Boland finished throwing 13-for-24 with three touchdowns and one interception. The fifth year senior hit six different receivers, including San Miguel who had seven grabs for 115 yards. Sinisi carried the load on the ground for the Hawks, tallying 67 yards on 20 carries, both of which were career highs. Brice finished with 13 carries for 21 yards.

The MU defense was impressive all game long, forcing four turnovers and holding the Rams to 221 total yards, 89 of which came on the Prydatko touchdown run. The unit gave up just 64 yards through the air, with Daniels going 6-for-20 with two interceptions. Castellano led the way with six tackles, while senior David Jiles registered five and a half.

<b>MONMOUTH</b>	<b>20</b>	<b>3</b>	<b>0</b>	<b>0</b>	<b>23</b>
<b>FORDHAM</b>	<b>0</b>	<b>0</b>	<b>6</b>	<b>3</b>	<b>9</b>

MU - San Miguel 30 yard pass from Boland (Weingart kick) 14:13 - 1st  
 MU - Sinisi 71 yard pass from Boland (Weingart kick failed) 8:27 - 1st  
 MU - San Miguel 71 yard pass from Boland (Weingart kick) 06:01 - 1st  
 MU - Weingart 23 yard Field Goal 09:13 - 2nd  
 FU - Prydatko 89 yard run (2-point attempt failed) 5:07 - 3rd  
 FU - Clukey 45 yard Field Goal 4:05 - 4th

	<b>MU</b>	<b>FU</b>
<b>First Downs</b>	13	6
<b>Rushes - Yards</b>	41-63	29-190
<b>Passing Yards</b>	223	64
<b>Passes (C-A-I)</b>	13-24-1	6-20-2
<b>Total Offense</b>	286	254
<b>Fumbles-Lost</b>	2-1	3-2
<b>Penalties-Yards</b>	4-30	5-36
<b>Time of Possession</b>	32:50	25:14

**RUSHING:** MU - Sinisi 20-67, Brice 13-21, Lutz 1-1, Team 3(-6); FU - Prydatko 14-168 TD, Rayborn 1-17, Daniels 8-12, Coven 6(-7)  
**PASSING:** MU - Boland 13-24-1, 223 3 TD; FU - Daniels 6-20-2, 64.  
**RECEIVING:** MU - San Miguel 7-115 2 TD, Nalbhone 2-15, Sinisi 1-7 TD, Brice 1-11; FU - Coven 4-13, Rayborn 1-34, Melvin 1-17.

**Morgan St. Bears 9**

**Monmouth Hawks 26**

**September 9, 2006**

Kessler Field F West Long Branch, N.J.

A total team effort helped the Monmouth University football team the Bears of Morgan State en route to a 26-9 win in their 2006 home opener.

The game began with the two teams trading field goals as Monmouth's Fred Weingart opened up the scoring connecting on a 25 yard field goal 10:58 remaining in the opening quarter. With the score tied 3-3 in the second quarter, the Hawks mounted their second nine-play drive, this one good for 58 yards with David Sinisi capping off the drive with a four-yard scamper to give the Blue and White a 10-3 lead with 7:21 left before halftime.

After forcing a Morgan State three-and-out, Monmouth wasted little time in tacking on another score as quarterback Brian Boland faked a screen pass and launched a pass towards the end zone where receiver Michael McClelland was all alone and made the catch to boost the Hawk lead to 16-3 with 4:41 left until intermission. Weingart's extra point attempt was blocked.

The Hawks maintained their 16-3 halftime lead and after forcing Morgan State to go three-and-out again on the second half's opening drive, proceeded to find the end zone again. Boland led a five-play, 58-yard drive which he capped off himself by scoring on a seven-yard quarterback draw to give the Hawks a 23-3 lead with 10:42 remaining in the third quarter.

The final quarter opened with Weingart's second field goal of the game gave the Hawks a 26-3 lead, their biggest of the game, with 14:04 showing in the fourth quarter.

Morgan State's lone touchdown came late in the frame as quarterback Byron Selby took a draw and elusively wove his way through the Hawks defense for a 29-yard touchdown to cut the Hawk's lead to 26-9 with 10:18 remaining in the game.

In the game, Monmouth outgained Morgan State 296-151 in total yards. The offensive balance was solid again as the Blue and White ran for 112 yards and threw for 186 yards in the game. Leading the way for the Hawk offense was Boland, who completed 14-22 passes for 184 yards and a touchdown. Adam San Miguel caught four passes for 35 yards, while Shane Sharpley caught two passes for 59 yards.

The ground game was led by Sinisi's 49 yards on 10 carries, with Leonard Brice contributing 13 carries for 45 yards. In all, eight different Hawks caught passes and six had rushing attempts in the game.

The defense was stout again, holding Morgan State to 78 yards on the ground. The pass defense was stifling as well, limiting Bear quarterbacks to 9-22 passing for 73 yards with an interception and three sacks.

<b>MORGAN STATE</b>	<b>3</b>	<b>0</b>	<b>0</b>	<b>6</b>	<b>9</b>
<b>MONMOUTH</b>	<b>3</b>	<b>13</b>	<b>10</b>	<b>3</b>	<b>26</b>

MU - Weingart 25 yard field goal 10:58 - 1st  
 MS - Skeete 27 yard field goal 3:30 - 1st  
 MU - Sinisi 4 yard run (Weingart kick) 7:21 - 2nd  
 MU - McClelland 19 pass from Boland (Weingart kick blocked) 4:41 - 2nd  
 MU - Boland 7 yard run (Weingart kick) 10:42 - 3rd  
 MU - Weingart 39 yard Field Goal 14:04 - 4th  
 MS - Selby 29 yard run 10:18 - 4th

	<b>MS</b>	<b>MU</b>
<b>First Downs</b>	10	15
<b>Rushes - Yards</b>	29-78	38-112
<b>Passing Yards</b>	73	187
<b>Passes (C-A-I)</b>	9-22-1	15-23-0
<b>Total Offense</b>	151	299
<b>Fumbles-Lost</b>	1-0	2-0
<b>Penalties-Yards</b>	9-72	5-37
<b>Time of Possession</b>	27:11	32:10

**RUSHING:** MU - Sinisi- 10-49 TD, Brice 13-45, Kiley- 2-19, Skorupka 4-16; MS - Selby- 10-62 TD, Nelson 8-25, Melton 5-1, James 1-0.  
**PASSING:** MU - Boland 15-22-0 187 TD, Kiley 1-0-0 0;  
**MS** - Selby 7-17-0 64, Melton 2-5-1 9.  
**RECEIVING:** MU - San Miguel 5-38; Sharpley 2-59, Nalbhone 2-28, Sinisi 2-7; MS - McKenzie 2-27, Moore 2-17, Custis 2-6, Wilson 1-9

# 2006 GAME RECAPS

**St. Peter's Peacocks 12**

**Monmouth Hawks 36**

**September 16, 2006**

Kessler Field F West Long Branch, N.J.

The Monmouth University football team had its hands filled with a very game Saint Peter's Peacocks squad before the Hawks pulled away for a 36-12 victory in their third game of the year.

Both teams traded punts to begin the game before the Peacocks struck first when quarterback Scott Bonnono found a streaking Raheem Onibudo down the left sideline for a 44-yard touchdown strike with 8:45 left in the 1st quarter.

On the ensuing kickoff senior David Jiles returned the ball 29 yards to the Monmouth 44 yard line. That set up a Brian Boland play-action pass to Adam San Miguel who laid out and made a tremendous diving catch to complete the 40-yard pass play. Boland kept the drive alive with a quarterback sneak on 4th and 1 with 5:45 remaining to set up a first and goal for the Hawks. David Sinisi finished the drive by finding the end zone on the ground from four yards out and Fred Weingart converted the point after touchdown attempt to give the Hawks a 7-6 lead with 5:32 left in the first quarter.

The Hawks forced Saint Peter's three and out on the first possession of the second quarter and San Miguel returned the Peacock punt 22 yards to the Saint Peter's 30 yard line. The Hawks were unable to turn the drive into points however as Weingart missed a 34-yard attempt wide right with 11:24 left before halftime.

After the missed field goal Jacob Thomas converted a 31 yard field goal attempt, giving Saint Peter's their second lead of the game at 9-7 with 8:20 left in the first half.

The Hawks responded by flashing some balance of their own, getting it done through the air and on the ground with San Miguel and Sinisi. Boland finished the drive off by completing a 5-yard fade pass in the right corner of the end zone to Michael McClelland with 1:47 left until halftime. Weingart converted the PAT to put the Hawks up 14-9.

Bonnono found receiver Jaleel Kindell in the middle of the field for 24 yards before place-kicker Jacob Thomas drilled a 38-yard field goal as the first clock expired to cut the Monmouth lead to 14-12 at the half.

The second half began with a bang as Boland found San Miguel for a 65-yard completion with less than two minutes gone by. With that completion, Boland passed Dan Sabella for yet another career record as he set the new mark in career total offense, surpassing the previous mark of 6,147 total yards.

Brice capped off the drive by scampering in untouched from nine yards out for a touchdown run, putting Monmouth up 21-12.

After having two touchdowns called back, the Hawks got back on track as Jiles picked off his second pass of the day, which led to a seven-yard Rob Lutz touchdown run with 1:46 left in the 3rd quarter.

The fourth quarter saw both teams exchange punts before the scoring was completed when Hawk freshman running back Ryan Skorupka scored his first career touchdown from 25 yards out with 3:40 remaining to put Monmouth up by the final score of 36-12.

22

<b>SAINT PETER'S</b>	<b>6</b>	<b>6</b>	<b>0</b>	<b>0</b>	<b>- 12</b>
<b>MONMOUTH</b>	<b>7</b>	<b>7</b>	<b>15</b>	<b>7</b>	<b>- 36</b>

- SPC - Onibudo 43 yard pass from Bonnono (Thomas kick failed) 8:35 - 1st
- MU - Sinisi 4 yard run (Weingart kick) 5:22 - 1st
- SPC - Thomas 31 yard Field Goal 8:21 - 2nd
- MU - McClelland 5 yard pass from Boland (Weingart kick) 1:47 - 2nd
- SPC - Thomas 37 yard Field Goal 0:00 - 2nd
- MU - Brice 9 yard run (Weingart kick) 13:21 - 3rd
- MU - Lutz 7 yard run (Nalbhone pass) 1:46 - 3rd
- MU - Skorupka 24 yard run (Weingart kick) 3:40 - 4th

	<b>SPC</b>	<b>MU</b>
<b>First Downs</b>	19	17
<b>Rushes - Yards</b>	22-53	30-154
<b>Passing Yards</b>	273	226
<b>Passes (C-A-I)</b>	31-49-2	31-20-0
<b>Total Offense</b>	326	380
<b>Fumbles-Lost</b>	2-1	1-1
<b>Penalties-Yards</b>	6-59	4-31
<b>Time of Possession</b>	28:31	31:15

**RUSHING:** MU - Brice 9-61 TD, Lutz 7-39 TD, Sinisi 7-29 TD, Skorupka 2-26 TD; **SPC** - Puluse 10-53, Larmore 4-1, Bonnono 8-(-1)  
**PASSING:** MU - Boland 20-31-0 226, TD; **SPC** - Bonnono 31-49-2 273 TD  
**RECEIVING:** MU - San Miguel 11-168, McClelland 4-26 TD, Kiley 2-16, Sinisi 1-6; **SPC** - Kindell 9-97, Anderson Jr. 6-41, Bond 5-23, Larmore 4-10.

**Monmouth Hawks 17**

**Colgate Raiders 12**

**September 23, 2006**

Andy Kerr Stadium F Hamilton, N.Y.

Monmouth University remained unbeaten on the season with a 17-12 historic win at Colgate Saturday in Hamilton, N.Y.

The Hawks were led by running back David Sinisi who tallied two touchdowns on the day, as the Hawks moved to a perfect 4-0 for just the second time in school history on Saturday. Monmouth held a 14 point lead late in the game but Colgate scored two touchdowns in a span of four minutes to put a scare into the Hawks.

The MU defense held on the Colgate possession when Adam San Miguel muffed the Raider punt but recovered the live ball on the MU nine yard line. Facing a third and eight on their own 11, Brian Boland took a quarterback draw for 27 yards to the Monmouth 38 yard line for a first down. The senior signal caller then hit San Miguel over the middle for MU's second consecutive third-down conversion. The Raider defense held, forcing MU to punt but a poor snap caused senior Sean Dennis to run the ball, picking up a first down on the left side of the field. On a third and eight, Boland hit Sinisi on a screen pass that set up first and goal from the three. Sinisi carried the ball into the endzone to cap the 17 play, 91 yard drive, putting MU up 7-0.

With Colgate driving inside the Monmouth 20, Saraceno's next pass went through the hands of Kenny Parker and was intercepted by David Jiles. After the MU drive stalled, Callahan called a fake punt that found Sinisi scampering for a touchdown but that play was called back due to holding.

The two teams traded possessions in the start of the second stanza, with the Hawks converting a third and long when San Miguel grabbed a pass down to the Colgate 35 yard line. On a third and nine from the 21 Boland hit Chris Kiley in the middle of the field who brought it down to the one. On the next play Sinisi picked up his second score of the game, going over the top to put Monmouth up 14-0 with 1:38 left in the third quarter.

On the ensuing kickoff, Colgate's Morgan took the ball to the 42. Two plays later and the Raiders were looking at a first down on the MU 16 yard line. A Saraceno scamper put Gate with a first and goal at the three, it took Raider fullback Eric Wanger two tries to get into the endzone, putting Colgate back 14-6 with 13:12 to play. On the PAT, Hawk Matt Hill got a hand on the ball, keeping an eight point margin for MU.

On the next MU drive Colgate defensive back Geoff Beane scooped up a fumble and returned it 72 yards for a touchdown. An unsportsmanlike conduct call pushed the two-point conversion back to the 17 yard line, with Chris Reed chasing down Saraceno to preserve the 14-12 lead.

Facing a third down, Sinisi got the necessary yardage for the first, then bounced off tacklers sprinting down to the Colgate 17. After a screen pass for a TD was called back, the Hawks were forced to settle for a 27 yard Fred Weingart field goal, with the score resting at 17-12 with 5:17 left in the game.

With 5:05 on the clock the Raiders started their drive inside their own 20, using two plays to move to the 35, before senior Derek Bischoff picked off his first career ball and returned it to the 20. A few plays later Lutz got the call on fourth down, powering his way to a first down and the win.

The Hawk defense held Scott, a Third Team All-America running back in 2005 to 43 yards on 21 carries.

Jiles finished with a pick and seven tackles including two for a loss.

<b>MONMOUTH</b>	<b>7</b>	<b>0</b>	<b>7</b>	<b>3</b>	<b>- 17</b>
<b>COLGATE</b>	<b>0</b>	<b>0</b>	<b>0</b>	<b>12</b>	<b>-</b>

- MU - Sinisi 3 yard run (Weingart kick) 3:38 - 1st
- MU - Sinisi 1 yard run (Weingart kick) 1:38 - 3rd
- COL - Wenger 1 yard run (Buck kick blocked) 13:12 - 4th
- COL - Bean 72 yard fumble recovery (Saraceno fake failed) 10:39 - 4th
- MU - Weingart 26 yard field goal 05:17 - 4th

	<b>MU</b>	<b>COL</b>
<b>First Downs</b>	16	17
<b>Rushes - Yards</b>	43-165	32-100
<b>Passing Yards</b>	124	240
<b>Passes (C-A-I)</b>	14-24-0	16-30-2
<b>Total Offense</b>	289	340
<b>Fumbles-Lost</b>	1-1	0-0
<b>Penalties-Yards</b>	6-60	6-61
<b>Time of Possession</b>	31:28	28:32

**RUSHING:** MU - Brice 14-52, Sinisi 9-43 2 TD, Boland 9-39, Lutz 7-27; **COL** - Scott 21-43, Saraceno 6-39, Parker 1-12, Morgan 1-4.  
**PASSING:** MU - Boland 14-24-0 124; **COL** - Saraceno 16-30-2 240.  
**RECEIVING:** MU - San Miguel 5-49, Lutz 3-12, Kiley 2-32, Sinisi 2-17; **COL** - Morgan 5-84, Burke 3-50, Parker 3-42, Scott 3-36

**Stony Brook Seawolves 36**

**Monmouth Hawks 17**

**September 30, 2006**

Kessler Field F West Long Branch, N.J.

The Monmouth University football team dropped their Northeast Conference opener as they fell to Stony Brook 36-17 on September 30, 2006 at Kessler Field. In the game Monmouth quarterback Brian Boland set the mark for passing yards in a career, surpassing Dan Sabella's (1994-1997) previous record of 6,229.

Seawolves' quarterback Josh Dudash connected on a 26-yard touchdown to running back Mike Cosentino to give Stony Brook the game's first lead at 7-0 lead with 9:17 left in the first quarter after a failed MU drive.

On the next Hawks' possession, Boland hit Rob Lutz for an eight-yard gain, breaking his second career record in three weeks, this time surpassing Sabella's career passing yards mark.

The historic celebration was short lived however as Boland's next pass over the middle bounced off the empire's shoulder and into the hands of Stony Brook's Tyler Santucci with 6:27 left in the first quarter.

Dudash then pitched the ball to running back Steve Austin who launched a 45-yard touchdown on a halfback option pass to wide receiver Dwayne Eley.

The second quarter began with Boland finding Michael McClelland on a slant route into Stony Brook territory, but McClelland fumbled at the Seawolves 43-yard line. The drive culminated in a Weeks 22-yard field goal with 11:09 showing before halftime, giving Stony Brook a 16-0 lead.

Monmouth was unable to get anything going on their ensuing drive, but Stony Brook found the end zone as freshman Conte Cuttino scampered into the end zone from six yards out to increase the Seawolves lead to 22-0 with 7:30 showing.

Monmouth received the second half kickoff and moved the ball well down the field, culminating in a Fred Weingart 22-yard field goal at the 9:56 mark, cutting Stony Brook's lead to 29-3.

The Hawks' held Stony Brook on their next drive, and Monmouth showed a spark as Boland found Chris Kiley for a 25-yard gain down to the 17- yard line. David Sinisi found the end zone from two yards out with 43 seconds left to cut the Stony Brook lead to 29-10.

The Hawks' finished the game's scoring as Sinisi scored his second touchdown of the day from seven-yards out with 4:58 left in the game to cut the score to 36-17.

Kiley collected four grabs for a team-high 62 yards, both of which were career bests. Boland was 29-39 for 267 yards in the game, but was intercepted three times. In the game, the Hawks' committed six turnovers compared to the Seawolves' one.

<b>STONY BROOK</b>	<b>13</b>	<b>16</b>	<b>0</b>	<b>7</b>	<b>- 36</b>
<b>MONMOUTH</b>	<b>0</b>	<b>0</b>	<b>10</b>	<b>7</b>	<b>- 17</b>

- SBU - Cosentino 26 yard pass from Dudash (Weeks kick) 9:17 - 1st
- SBU - Eley 45 yard pass from Austin (Gaddis kick block) 6:11 - 1st
- SBU - Weeks 22 yard field goal 11:09 - 2nd
- SBU - Cuttino 6 yard run (Weeks kick blocked) 7:30 - 2nd
- SBU - Bryant 1 yard run (Weeks kick) 1:02 - 2nd
- MU - Weingart 22 yard field goal 9:56 - 3rd
- MU - Sinisi 2 yard run (Weingart kick) :43 - 3rd
- SBU - Eley 3 yard pass from Dudash (Weeks kick) 7:32 - 4th
- MU - Sinisi 7 yard run (Weingart kick) 4:58 - 4th

	<b>SBU</b>	<b>MU</b>
<b>First Downs</b>	15	22
<b>Rushes - Yards</b>	37-202	33-127
<b>Passing Yards</b>	225	288
<b>Passes (C-A-I)</b>	21-12-0	43-31-4
<b>Total Offense</b>	427	415
<b>Fumbles-Lost</b>	0-0	0-0
<b>Penalties-Yards</b>	6-45	4-35
<b>Time of Possession</b>	27:25	32:35

**RUSHING:** SBU - Cuttino 27-170 TD, Bryant 5-22 TD, Austin 2-18. Du-dash 2-5; **MU** - Brice 11-57, Sinisi 8-30 2 TD, Boland 9-22, Lutz 3-14  
**PASSING:** SBU - Dudash 20-11-0 180 2 TD, Austin 1-1-0 45 TD; **MU** - Boland 39-29-3 267. Burke 3-2-0 21.  
**RECEIVING:** SBU - Eley 5-106 2 TD, Suggs 4-44, Cosentino 2-66 TD, Cox Jr. 1-9; **MU** - San Miguel 11-45, Nalbhone 5-39, Kiley 4-62, Brice 3-15



# 2006 GAME RECAPS

**Sacred Heart Pioneers 0**

**Monmouth Hawks 24**

**October 7, 2006**

Kessler Field F West Long Branch, N.J.

The Monmouth University football team bounced back from their first loss of the season and scored 24 first half points en route to a 24-0 shutout over the Sacred Heart Pioneers on Oct. 7.

The shutout is Monmouth's first since last year, when they defeated Robert Morris 14-0 at Homecoming. It's the first time the Hawks' had shut out the Pioneers since 1997, when they defeated them 43-0. The game marked the first time the Pioneers have been shutout since November 6, 1999, when they lost 41-0 at Albany.

The win was the 80th in Monmouth University football history, and head coach Kevin Callahan's 80th win as a head coach.

Both teams traded punts to begin the game but on Monmouth's second possession the Hawks' drove 42 yards on nine plays, culminating in a 25-yard field goal from Fred Weingert to give them a 3-0 lead with 4:13 showing on the first quarter clock.

On the ensuing Pioneer drive, linebacker Mike Castellano recovered an Evn Jones fumble after cornerback David Jiles jarred the ball loose, giving Monmouth possession deep in Sacred Heart territory with 3:30 left in the first quarter.

Four plays later, quarterback Brian Boland found wide receiver Shane Sharpley in the back of the end zone for a five yard touchdown pass. Weingert tacked on the extra point to give the Hawks' a 10-0 lead at the end of the first quarter.

After the Hawks' held the Pioneers on their next drive, Monmouth went 55 yards on six plays, culminating in a Rob Lutz seven yard scoring run, to give the Blue and White a 17-0 lead after Weingert's successful extra point with 11:48 left before half-time.

The Monmouth first half onslaught continued as Boland kept alive the Hawks' next drive with a 14-yard scramble on third and four for a first down. David Sinisi finished the drive on a two-yard touchdown run to give Monmouth a 24-0 lead with 1:58 left in the third quarter. The drive was a punishing 19 play, 90-yard journey through the Pioneer defense that last eight minutes and twenty-two seconds.

At the half, the Hawks had outgained the Pioneers in total yards 193-22, including holding the Pioneers to -28 yards on the ground at intermission while running for 90.

Safety Jamaal McClintock picked off Pioneer quarterback Tyler Arciaga after he left the pocket and threw back across his body with 10:31 left in the game, ending the last significant Sacred Heart scoring threat.

For the game, Monmouth outgained Sacred Heart 320-88 in total yards, including outgaining the Pioneers 167-12 on the ground. The Hawks' held the ball for 34:38 of the game.

The Hawks' were led offensively by Sinisi's 85 yards on 18 carries and one touchdown. He also caught two passes for 29 yards. Boland completed 15-of-23 passes for 118 yards and a touchdown.

Adam San Miguel led the Hawks' with eight catches for 51 yards. In the game, he surpassed Will Holder for second all-time on the Monmouth University career pass receptions list.

The Monmouth defense harassed Sacred Heart quarterbacks into 11 of 29 for 88 yards and one interception. Defensive lineman Brian Sweeney batted down four Pioneer passes and had three tackles on the day.

Matt Hill finished the game with seven tackles, which put him in sole possession of seventh place on the Monmouth career total tackles list. Yngstrom and Walsh each had a sack and a half, and Joel Sechler added

<b>MONMOUTH</b>	<b>7</b>	<b>0</b>	<b>7</b>	<b>3</b>	<b>17</b>
<b>COLGATE</b>	<b>0</b>	<b>0</b>	<b>0</b>	<b>12</b>	<b>-</b>

- 12**
- MU - Sinisi 3 yard run (Weingart kick) 3:38 - 1st
  - MU - Sinisi 1 yard run (Weingart kick) 1:38 - 3rd
  - COL - Wenger 1 yard run (Buck kick blocked) 13:12 - 4th
  - COL - Bean 72 yard fumble recovery (Saraceno fake failed) 10:39 - 4th
  - MU - Weingart 26 yard field goal 05:17 - 4th

	<b>MU</b>	<b>COL</b>
<b>First Downs</b>	16	17
<b>Rushes - Yards</b>	43-165	32-100
<b>Passing Yards</b>	124	240
<b>Passes (C-A-I)</b>	14-24-0	16-30-2
<b>Total Offense</b>	289	340
<b>Fumbles-Lost</b>	1-1	0-0
<b>Penalties-Yards</b>	6-60	6-61
<b>Time of Possession</b>	31:28	

- 28:32
- RUSHING:** MU - Brice 14-52, Sinisi 9-43 2 TD, Boland 9-39, Lutz 7-27;  
**COL:** Scott 21-43, Saraceno 6-39, Parker 1-12, Morgan 1-4.  
**PASSING:** MU - Boland 14-24-0 124; **COL:** Saraceno 16-30-2 240.  
**RECEIVING:** MU - San Miguel 5-49, Lutz 3-12, Kiley 2-32, Sinisi 2-17;  
**COL:** Morgan 5-84, Burke 3-50, Parker 3-42, Scott 3-36

**Monmouth Hawks 28**

**Wagner Seahawks 9**

**October 14, 2006**

College Field F Staten Island, N.Y.

Monmouth played a near flawless game to defeat Northeast Conference rival Wagner 28-7 on Staten Island on October 14, 2006.

The Hawks had 338 yards of total offense and forced three Seahawk turnovers to avenge last year's loss. Quarterback Brian Boland threw a pair of touchdowns to move into a tie for first on MU's all-time career passing touchdowns list.

After a scoreless first quarter, Monmouth took a two touchdown lead in the second stanza. The Hawks got their first score when on a third and five, Boland dropped back and hit senior Adam San Miguel on a screen and the senior bobbed and weaved his way into the Seahawk endzone to give Monmouth a 7-0 lead.

After holding the Seahawks on their next possession, Boland scrambled away from a sack and hit junior Chris Kiley near the sideline, who cut back to the inside and out-ran the Seahawk defense for a 40-yard touchdown reception, giving the Hawks a 14-0 lead. The touchdown pass was Boland's 50th, tying him with Dan Sabella for first in the Monmouth career record books.

Wagner seemed to be moving the ball along but on their next drive when on second down Abbey was pressured by the MU front line and tossed up a ball that Monmouth defensive back David Jiles grabbed. The interception was Jiles' third of the season, tying him for first in career interceptions all-time at Monmouth. The Blue & White were unable to convert but Wagner's Al Phillips mishandled the bouncing kick, which was recovered by longsnapper Neal Haynes (Marlboro, N.J./Marlboro).

MU set up shop on the 11 yard line and on second down McClelland caught his second ball going down to the Seahawk two yard line. Boland took the ball himself on the next play, running a draw into the endzone to give MU a 21-0 lead with 3:33 left in the third quarter. It was the first time Wagner gave up a rushing touchdown all season.

Wagner took over just inside of their own territory and moved it to the MU 30. On the next play Monmouth senior defensive lineman Vinny Fonte sacked Abbey setting up a second and long. After a complete pass, Jason Butler took a handoff up the middle and ran 22 yards untested for the Wagner score. With 3:11 left in the game, Monmouth held a 21-7 advantage.

McClelland recovered the onside kick attempt, giving the Hawks the ball inside Seahawk territory. On the first play, Sinisi carried the ball for the 19th time, setting a career-high, which was also a season-high for a Monmouth back. Two more carries by the Ceder Grove, N.J. native coupled with a personal foul call set up the Hawks with a first and goal at the Wagner six yard line. Two plays (both Sinisi carries) later, the redshirt freshman picked up his ninth touchdown this season, giving Monmouth a 28-7 lead. Wagner ran out of time on the following possession, with the Hawks winning by 21.

McClelland recovered the onside kick attempt, giving the Hawks the ball inside Seahawk territory. On the first play, Sinisi carried the ball for the 19th time, setting a career-high, which was also a season-high for a Monmouth back. Two more carries by the Ceder Grove, N.J. native coupled with a personal foul call set up the Hawks with a first and goal at the Wagner six yard line. Two plays (both Sinisi carries) later, the redshirt freshman picked up his ninth touchdown this season, giving Monmouth a 28-7 lead. Wagner ran out of time on the following possession, with the Hawks winning by 21.

<b>MONMOUTH</b>	<b>0</b>	<b>14</b>	<b>7</b>	<b>7</b>	<b>- 28</b>
<b>Wagner</b>	<b>0</b>	<b>0</b>	<b>0</b>	<b>7</b>	<b>- 7</b>

- MU - San Miguel 8 yard pass from Boland (Weingart kick) 13:34-2nd
- MU - Kiley 40 yard pass from Boland (Weingart kick) 1:16 - 2nd
- MU - Boland 2 yard run (Weingart kick) 3:33 - 3rd
- WC - Butler 22 yard run (Czech kick) 3:14 - 4th
- MU - Sinisi 3 yard run (Weingart kick) 1:19 - 4th

	<b>MU</b>	<b>WC</b>
<b>First Downs</b>	17	7
<b>Rushes - Yards</b>	42-175	24-102
<b>Passing Yards</b>	163	140
<b>Passes (C-A-I)</b>	23-15-0	34-15-2
<b>Total Offense</b>	338	242
<b>Fumbles-Lost</b>	0-0	1-1
<b>Penalties-Yards</b>	2-46	4-30
<b>Time of Possession</b>	34:53	

- 25:07
- RUSHING:** MU -Sinisi 23-107 TD, Brice 7-29, Boland 9-20 TD, Dennis 1-15; **WC:** Butler 15-77 TD, Barnett 3-25, Abbey 6-0.  
**PASSING:** MU - Boland 23-15-0 163 2 TD; **WC:** Abbey 34-15-2 140.  
**RECEIVING:** MU - McClelland 4-44, San Miguel 4-16 TD, Sharpley 3-32, Nalbene 3-31; **WC:** Woods 6-52, Turner 5-61, Guilbault 1-15, Kinard 1-11.

**Monmouth Hawks 16**

**Robert Morris Colonials 7**

**October 21, 2006**

Joe Walton Field F Moon Township, Pa.

Monmouth University scored 10 fourth-quarter points to defeat Robert Morris 16-7 on October 21, 2006 in Moon Township, Pa.

The Hawks capitalized off of two RMU fourth quarter miscues, including turning one into the go-ahead touchdown to improve to 6-1 overall and 3-1 in the conference on the season.

After a scoreless first half that saw both teams harass the opposing offenses, MU regained possession after halting the Colonials on their opening drive of the second half and quarterback Brian Boland hit Shane Sharpley for a 17-yard gain and a first down. Two plays later, Boland again connected on a third down when he found Adam San Miguel for the first down, and for the first time MU was in Colonial territory. On second and five, San Miguel split out left and sprinted down the field where Boland hit him in stride for a 39-yard touchdown to put Monmouth up 7-0. The scoring pass was Boland's 53rd of his career, setting a new Monmouth University record.

On a third and one from the MU 44 yard line Boland bounced a sneak outside picking up the first down but the fifth year senior fumbled the ball with RMU recovering. The Colonials threw a flea flicker on the very next play, with Mario Hines grabbing a wide-open 38-yard touchdown to tie the game at 7-7 with 50 seconds left in the quarter.

On the ensuing drive the Hawks picked up a first down on a San Miguel reverse, moving the ball out to their own 28. The momentum was completely in the home team's favor when two plays later Boland fumbled on a quarterback draw, with RMU recovering the loose ball on the Hawk 41.

RMU signal-caller Erik Cwalinski missed a wide-open Hines in the endzone on a ball that was picked off by MU safety Jamaal McClintock.

The Blue & White defense responded like they had all afternoon, tossing RMU for two straight losses including a Brian Sweeney sack. Two plays later, MU safety Matt Hill scooped up a Colonial fumble to thwart the drive.

Dave Sinisi capped off the drive when he took the ball around the left side stretching the ball over the goal line for his eighth rushing touchdown of the season. A holding call on the extra point pushed the ball back and the kick was blocked, giving the Hawks a 13-7 lead with 2:58 on the clock.

The Hawks outgained the Colonials, who fall to 3-1 in conference play and 5-3 overall, by a 349 to 258 margin. The Hawk defense held RMU to 69 rushing yards on 29 attempts, while MU picked up 126 yards on 39 carries.

Boland led the Hawks in rushing with 11 runs for 51 yards. He was 17-of-30 in passing for 223 yards and a touchdown. San Miguel was second in rushing with 34 yards on five carries and first in receiving with five grabs for 71 yards and a touchdown. McClelland was second on the team in receiving with 59 yards on two catches, both of which came in the fourth quarter.

<b>MONMOUTH</b>	<b>0</b>	<b>0</b>	<b>7</b>	<b>9</b>	<b>- 16</b>
<b>Robert Morris</b>	<b>0</b>	<b>0</b>	<b>7</b>	<b>0</b>	<b>- 7</b>

- MU - San Miguel 39 yard pass from Boland (Weingart kick) 6:04 - 3rd
- RMU - Hines 38 yard pass from Cwalinski (DiLorenzo kick) :50 - 3rd
- MU - Sinisi 2 yard run (Weingart kick blocked) 2:58 - 4th
- MU - Weingart 39 yard field goal 1:03 - 4th

	<b>MU</b>	<b>RMU</b>
<b>First Downs</b>	16	12
<b>Rushes - Yards</b>	39-126	29-69
<b>Passing Yards</b>	223	189
<b>Passes (C-A-I)</b>	30-17-0	30-14-2
<b>Total Offense</b>	349	258
<b>Fumbles-Lost</b>	2-2	2-1
<b>Penalties-Yards</b>	7-71	2-15
<b>Time of Possession</b>	31:45	28:15

- RUSHING:** MU - Boland 11-51, San Miguel 5-34, Sinisi 15-26 TD, Brice 6-13; **RMU:** Hernandez 11-56, Harden 9-25, Magnone 2-5, Lishrop 1-2.  
**PASSING:** MU - Boland 30-17-0 223 TD; **RMU:** Cwalinski 30-14-2 TD.  
**RECEIVING:** MU - San Miguel 5-71 TD, McClelland 2-59, Nalbene 2-32, Sharpley 2-27; **RMU:** Hines 4-63 TD, Rogers 4-36, Evers 3-52, Hernandez 2-19.

## 2006 GAME RECAPS

**CCSU Blue Devils 13**  
**Monmouth Hawks 19**

**October 28, 2006**

Kessler Field F West Long Branch, N.J.

The Monmouth University football team scored 16 unanswered fourth quarter points en route to defeating rival Central Connecticut State 19-13 on October 28, 2006 at Kessler Field on Homecoming.

The Monmouth defense held Central's Justice Hairston, who came into the game as the leading rusher in all of Division I-AA football, to 67 yards on 19 carries. The Rutgers transfer came into the game averaging 174.8 yards per game and led the nation with 1,398 yards coming into the game.

The game started off slow, as both teams traded punts. The action went back and forth until the four minute mark, when Monmouth appeared to gain offensive momentum as Leonard Brice broke an impressive 39-yard run, but fumbled, halting the drive.

The first quarter ended in a scoreless tie, and on the first play of the second quarter, Monmouth went for a fourth and two, but Brian Boland's screen pass was batted down by Blue Devil Ernie Greywacz, giving the ball back to Central.

The Hawks' defense again held the Blue Devils, and on Monmouth's next possession Boland found Chris Kiley on a 31-yard pass play on a third down and three to the CCSU 41-yard line. On the play, Boland became the third quarterback in NEC history to surpass 7,000 career passing yards.

The MU drive again stalled, but Monmouth's defense forced a Central punt, and on the ensuing Hawks' possession Boland was picked off.

The Hawks' defense stiffened again as Erik Yngstrom and Chris Reed combined for a quarterback sack at the CCSU nine-yard line on a third and long with 5:21 showing on the clock.

The game went into halftime deadlocked at 0-0, but on the opening drive of the second half, Mike Castellano stripped Hairston of the ball and Matt Hill recovered at the 35-yard line with 13:00 showing in the third quarter.

The Hawks responded to the turnover when on a third and 27 Boland found Adam San Miguel down to the four-yard line. That set up a 21-yard Fred Weingert field goal to give Monmouth the game's first lead at 3-0 with 10:25 left in the third quarter.

Central took the lead away from Monmouth later as Ryan Holmes hit Josh Vargas on a 44-yard touchdown strike on an option playaction pass to give Central a 7-3 lead with 5:42 showing in the third quarter.

David Sinisi capped off MU's next drive with a five-yard touchdown run, but the two-point conversion failed, giving Monmouth a 12-7 lead with 7:20 left in the game.

The Hawks' held Central on their next possession, and Monmouth seized control as Boland scored on a 16-yard touchdown run to give Monmouth a 19-7 lead with 3:20 left.

The Hawks' outgained Central 460-212, including 233-115 in rushing yards. Central came into the game averaging 292 yards per game on the ground. Brice led the Hawks ground attack with 98 yards on 10 carries, and Boland contributed 72 yards and the touchdown. Sinisi finished with 65 yards and a touchdown, and also caught four passes for 66 yards.

Boland was 16-of-31 passing for 227 yards and one interception. San Miguel had five catches for 92 yards, and Kiley contributed two grabs for 37 yards.

<b>Central Conn. St.</b>	<b>0</b>	<b>0</b>	<b>7</b>	<b>6</b>	<b>13</b>
<b>MONMOUTH</b>	<b>0</b>	<b>0</b>	<b>3</b>	<b>16</b>	<b>19</b>

MU - Weingart 21 yard field goal 10:25 - 3rd  
CCSU - Vargas 44 yard pass from Holmes (Heeney kick) 5:42 - 3rd  
MU - Dennis 32 yard field goal 14:49 - 4th  
MU - Sinisi 5 yard run (Boland pass failed) 7:20 - 4th  
MU - Boland 16 yard run (Dennis kick) 3:20 - 4th  
CCSU - Holmes 11 yard run (Heeney kick blocked) 1:18 - 4th

	<b>CCSU</b>	<b>MU</b>
<b>First Downs</b>	7	19
<b>Rushes - Yards</b>	33-115	45-233
<b>Passing Yards</b>	97	227
<b>Passes (C-A-I)</b>	15-6-0	30-16-1
<b>Total Offense</b>	212	460
<b>Fumbles-Lost</b>	2-2	2-2
<b>Penalties-Yards</b>	4-16	5-56
<b>Time of Possession</b>	24:11	35:03

**RUSHING:** CCSU - Hairston 19-64, Holmes 10-43 TD, Freeman 3-6, Staley 1-2; MU - Brice 10-98, Boland 12-72 TD, Sinisi 19-65 TD, Morris 1-3.

**PASSING:** CCSU - Holmes 15-6-0 97 TD; MU - Boland 30-16-1 227.

**RECEIVING:** CCSU - Freeman 2-22, Vargas 1-44 TD, Grochowski 1-16, Smith, 1-9; MU - San Miguel 5-92, Sinisi 4-66, Kiley 2-37, McClelland 2-18.

**Saint Francis (Pa.) 20**  
**Monmouth Hawks 54**

**November 4, 2006**

Kessler Field F West Long Branch, N.J.

The Monmouth University football team put forth a total team effort and lit up the scoreboard on their 54-20 triumph over St. Francis (Pa.) on November 3, 2006 at Kessler Field on Senior Day.

The win improves the Hawks' to 9-1 on the season and 5-1 in the Northeast Conference. The 50 points scored at home marked the first time the Hawks have put up half the century mark since 1998, when they defeated Sacred Heart 57-26 on October 31.

After holding the Red Flash at bay on their first drive, the ensuing Hawks' possession began with a bang when freshman David Sinisi ripped off career-long 62 yard run and he finished what he started and scampered into the end zone from four yards out to give MU a 7-0 lead early in the first quarter.

Saint Francis [Pa.]'s Anthony Doria hit receiver Michael Caputo for a 22-yard touchdown pass to answer, but the extra point was blocked by Ayo Falae, maintaining Monmouth's lead at 7-6 with 5:07 left in the opening quarter.

Monmouth went back on the offensive and Boland went deep to Adam San Miguel for a 57-yard touchdown pass to give the Hawks a 14-6 lead with 4:39 left in the first quarter.

The scoring catch was San Miguel's 62nd grab of the year setting a new Monmouth record for catches in a season, surpassing Anthony Galella's previous record of 61 in 1998.

MU would go one to outscore the Red Flash 40-7 over the final three quarters of the game to come away with a convincing win.

The Hawks' were led by Sinisi's career-high 143 yards on 12 carries and a score. In all, the Hawks ran for 304 yards on 34 carries, good enough for an 8.9 yards per carry average, and eight Hawks scored touchdowns.

Boland completed 12-of-17 passes to seven different receivers for 237 yards and three touchdowns.

<b>St. Francis</b>	<b>13</b>	<b>7</b>	<b>0</b>	<b>0</b>	<b>- 20</b>
<b>MONMOUTH</b>	<b>14</b>	<b>14</b>	<b>19</b>	<b>7</b>	<b>- 54</b>

MU - Sinisi 4 yard run (Pizzulli kick) 11:23 - 1st  
SFU - Caputo 20 yard pass from Doria (Sciulli kick blocked) 5:07 - 1st  
MU - San Miguel 57 yard pass from Boland (Pizzulli kick) 4:39 - 1st  
SFU - Harris 12 yard run (Sciulli kick) 1:15 - 1st  
MU - Sharpley 26 yard pass from Boland (Pizzulli kick) 11:52 - 2nd  
MU - Jiles 38 yard interception return (Pizzulli kick) 9:14 - 2nd  
SFU - Sales 28 yard pass from Doria (Sciulli kick) :57 - 2nd  
MU - Lutz 1 yard run (Pizzulli kick failed) 11:18 - 3rd  
MU - Carter 1 yard run (Pizzulli kick) 8:54 - 3rd  
MU - Kiley 13 yard pass from Boland (Pizzulli kick blocked) 1:53 - 3rd  
MU - Brice 7 yard run (Pizzulli kick) 10:56 - 4th

	<b>SFU</b>	<b>MU</b>
<b>First Downs</b>	23	22
<b>Rushes - Yards</b>	34-119	34-304
<b>Passing Yards</b>	272	237
<b>Passes (C-A-I)</b>	34-18-1	17-12-1
<b>Total Offense</b>	391	541
<b>Fumbles-Lost</b>	2-2	1-1
<b>Penalties-Yards</b>	10-134	8-75
<b>Time of Possession</b>	35:26	23:15

**RUSHING:** SFU - Harris - 31-129 TD, Richards 1-(-3), Doria 2-(-7);

MU - Sinisi 12-143 TD, Lutz 3-70 TD, Brice 10-57 TD, Boland 6-19.

**PASSING:** SFU - Dorida 33-18-1 272 2 TD, Palko 1-0-0 0; MU - Boland 17-12-1 237 3 TD.

**RECEIVING:** SFU - Caputo 7-115 TD, Rivera 5-87, Harris 3-36, Sales 1-28; MU - San Miguel 5-128 TD, McClelland 2-38, Sharpley 1-26 TD, Codd 1-19.

**Monmouth Hawks 19**  
**Albany Great Danes 0**

**November 11, 2006**

University Field F Albany, N.Y.

Monmouth University's football team earned its third Northeast Conference Championship in four years, and first outright title in school history, with a 19-0 win over Albany on November 10, 2006.

In a game that pitted two of the country's best defensive units, it was the Monmouth squad that corralled the Albany offense to 174 yards and earned its second shutout of the year. It marked the first time in school history that the Hawks won the NEC Championship outright and the fifth overall title in program history.

Monmouth got on the board first when freshman running back David Sinisi took the ball into the endzone, giving the Hawks a 7-0 lead with 4:04 to go in the first quarter. The touchdown marked the 11th straight game in which Sinisi scored, keeping the nation's longest such streak alive.

The Hawks came right back after holding Albany on defense and quarterback Brian Boland rolled to his left after a play fake and hit senior Mike McClelland wide open in the back of the endzone for a two-yard touchdown. The Hawks missed the ensuing PAT, giving them a 13-0 lead, which they took into the locker room at halftime.

After taking the second half kickoff, it took one play from scrimmage for MU to score, with Boland connecting with Adam San Miguel on a play-action pass that went for 63 yards to give the Hawks a 19-0 lead. Monmouth's fake PAT attempt was stopped short.

The Hawks got the ball back after forcing Albany to another three and out, and moved the ball into Great Dane territory on a 14-yard Chris Kiley reception, which was followed up by a 12-yard Sinisi run. MU was facing a fourth and two on the Albany 30 yard line, with Sinisi getting the rush, pickup seven yards and a first down. The drive stalled, but the Blue and White chewed up some valuable time off the clock.

Albany converted two third downs on the ensuing drive, and quarterback Daniel Bocanagra picked up a 12 yards on a designed rush, earning the first down on the MU 32-yard line. Two plays later Monmouth senior Mike Castellano picked off Bocanagra, giving the Hawks the ball back with just over a minute to go in the third quarter.

Monmouth and Albany each exchanged punts as San Miguel muffed the catch on the latter, with Albany's Dan Beigel picking the ball up and running it to the MU nine-yard line. The Hawks' defense answered on first and second down, forcing a third and goal from the 14 yard line after an Albany delay of game. A quarterback draw was stopped after a yard and Jason Frallicker missed the 31-yard field goal attempt, preserving the 19-0 lead with 10:17 showing in the game.

Boland finished for 17-of-18 passing, including an 11-of-12 effort in the first half, with 214 yards and two touchdowns. Sinisi led the Hawks on the ground with 72 yards on 20 carries. San Miguel, who had 23 yards rushing, led the Hawks in receiving with 93 yards on four catches.

<b>MONMOUTH</b>	<b>7</b>	<b>6</b>	<b>6</b>	<b>0</b>	<b>- 19</b>
<b>ALBANY</b>	<b>0</b>	<b>0</b>	<b>0</b>	<b>0</b>	<b>- 0</b>

MU - Sinisi 1 yard run (Pizzulli kick) 4:04 - 1st  
MU - McClelland 2 yard pass from Boland (Pizzulli kick failed) 11:08 - 2nd  
MU - San Miguel 63 yard pass from Boland (McClelland rush failed) 14:26 - 3rd

	<b>MU</b>	<b>AL</b>
<b>First Downs</b>	22	12
<b>Rushes - Yards</b>	47-136	27-57
<b>Passing Yards</b>	213	117
<b>Passes (C-A-I)</b>	17-19-0	13-31-2
<b>Total Offense</b>	349	174
<b>Fumbles-Lost</b>	1-1	1-0
<b>Penalties-Yards</b>	3-15	6-51
<b>Time of Possession</b>	36:38	23:22

**RUSHING:** MU - Sinisi 20-72 TD, Boland 12-32, San Miguel 3-23, Brice 10-20; AL - Bocanagra 16-43, Allen 5-17, Johnson 5-10, Team 1-(-31)

**PASSING:** MU - Boland 17-18-0 213 2 TD, Burke 0-1-0 0;

AL - Bocanagra 13-28-2 117, Blasinsky 0-3-0 0.

**RECEIVING:** MU - San Miguel 4-93 TD, Kiley 4-44, Sharpley 4-36, Sinisi 3-35; AL - DeAraujo 4-37, Furnas 3-23, Wall 1-17, Gallucci 1-12.



# 2006-07 GAME RECAPS

San Diego Toreros 27 Monmouth Hawks 14 Robert Morris 20  
 Monmouth Hawks 7 Maine Blackbears 21 Monmouth Hawks 17

**December 2, 2006**

Kessler Field F West Long Branch, N.J.

The Monmouth University football team fell to the San Diego Toreros 27-7 in the inaugural Gridiron Classic, ending the season with a 10-2 record.

The Hawks defense limited the Toreros to 324 yards, more than 100 yards below their season average and their 27 points are well below their average of 44 points per game.

The Hawks made the game's first big play as senior linebacker Mike Castellano pressured San Diego quarterback Josh Johnson who threw the ball right into the hands of MU's Mike Nunziato deep in Hawk territory with 7:39 left in the first quarter.

The Monmouth drive was brought to an abrupt halt as Brian Boland was intercepted by San Diego's Ben Hannula who took the pick back 37 yards for a touchdown at the 5:29 mark to give the Toreros the game's first lead at 7-0.

The score remained 7-0 until San Diego's JT Rogan scored his first of two first half touchdowns, the first from five yards out, to give the Toreros a 13-0 lead at the 13:48 mark. San Diego kicker Hutch Parker missed the point after touchdown attempt.

Rogan scored his second touchdown of the half from four yards out with 28 seconds left, giving them a 19-0 lead heading into halftime. T.J. Cerezo broke up the two-point conversion attempt.

The Hawks came out of halftime and drove down the field on the Toreros, with the big play coming as Boland found Shane Sharpley on a 57-yard reception down to the San Diego one-yard line with 8:30 left in the third quarter.

The drive was capped off when David Sinisi found the end zone from a yard out to cut the lead to 19-7 with 8:11 left in the third quarter. The touchdown marks his twelfth straight game with a score and was his thirteenth of the season.

Monmouth held San Diego on their ensuing drive and the Hawks were faced with a third and eleven when Boland found Chris Kiley for a 21 yard gain at the 3:00 mark.

Boland was then intercepted again by Hannula at the Torero nine-yard line, stopping the MU drive.

The final score of the game happened when San Diego's Brendan Feliczak found the end zone from three yards out to conclude the scoring at the 3:29 mark. Johnson hit Chris Ramsey for a two-point conversion after the touchdown.

Johnson ran for 104 yards and completed 18-of-30 passes for 180 yards. John Matthews caught five passes for 71 yards and Wes Doyle caught four passes for 53 yards.

Eric Bakhtiari led the Torero defense with nine tackles, including 4.5 for loss and three sacks.

Sinisi ran 10 times for 38 yards for the Hawks. Boland completed 14-of-24 yards for 145 yards. Kiley caught a career-high five passes for 51 yards.

Castellano led the MU defense with a season-high 13 tackles, and Matt Hill had 11. Cerezo finished with a career-high six tackles.

<b>SAN DIEGO</b>	<b>7</b>	<b>12</b>	<b>0</b>	<b>8</b>	<b>27</b>
<b>MONMOUTH</b>	<b>0</b>	<b>0</b>	<b>7</b>	<b>0</b>	<b>16</b>

- SD - Hannula 37 yard interception return (Parker kick) 5:16 - 1st
- SD - Rogan 5 yard run (Parker kick failed) 13:48 - 2nd
- SD - Rogan 4 yard run (Johnson pass failed) 0:28 - 2nd
- MU - Sinisi 1 yard run (Pizzuli kick) 10:37 - 3rd
- SD - Feliczak 3 yard run (Ramsey pass) 3:29 - 4th

	<b>SD</b>	<b>MU</b>
<b>First Downs</b>	16	14
<b>Rushes - Yards</b>	34-144	30-72
<b>Passing Yards</b>	180	145
<b>Passes (C-A-I)</b>	18-30-1	14-24-2
<b>Total Offense</b>	324	217
<b>Fumbles-Lost</b>	0-0	0-0
<b>Penalties-Yards</b>	5-55	6-52
<b>Time of Possession</b>	29:30	30:30

**RUSHING:** SD - Johnson 13-104, Polk 6-22, Rogan 9-10 2 TD, Feliczak 6-8 TD; MU - Sinisi 10-38 TD, Brice 8-26, Mandeville 1-4, Boland 11-4.  
**PASSING:** SD - Johnson 18-30-1 180; MU - Boland 14-24-2 145.  
**RECEIVING:** SD - Matthews 5-71, Doyle 4-53, Rogan 3-14, Hannula 2-13; MU - Kiley 5-51, San Miguel 3-6, Nalbhone 2-26, Sinisi 2-1

**Sept. 1, 2007**

Alfond Stadium F Orono, Maine

The Monmouth University football team dropped its 2007 season opener to the University of Maine, 21-14, on September 1 in Orono.

The Hawks trailed by one score for the entire fourth quarter and had two chances at tying the game in the final eight minutes, but couldn't capitalize. Maine used a two-player rushing attack and solid special teams play to win their first game of the season.

It took the Monmouth offense four plays to erase a 14-7 halftime deficit, with quarterback Brett Burke finding Adam San Miguel for their first touchdown hookup of the season. After a John Nalbhone shovel pass converted a third down for Monmouth, Burke unleashed a deep ball that San Miguel hauled in after beating his defender for a 58-yard touchdown.

Maine's Jhamal Fluellen took a first down handoff on their ensuing possession off the right side for a 20 yard gain, getting the Black Bears out of their own endzone. The Maine rushing attack kicked into gear, moving the ball all the way to the Hawk 26, mainly on the legs of Fluellen. On second and long Black Bear Manzi Pierre made a circus catch on the right sideline keeping his feet in bounds for a first and 10 on the 12. One play later Fluellen took an inside handoff the distance to give Maine a 21-14 lead with 2:35 left in the third frame.

The Blue & White found themselves down back 21-14 with just 4:15 to play. Burke was sacked on first down. The senior scrambled to make up some of the yards but a false start set up the Hawks for a third and 14. Burkes pass was tipped on the next play as the 7,200 fans in attendance roared and the Hawks were forced to punt with just 2:29 left in the game. Maine took over at midfield and was able to run the clock out.

Running back David Sinisi got MU on the board with a 28-yard touchdown scamper to knot the game at 7-7 with just under 12 minutes left in the opening quarter, the 15th straight game he has scored a touchdown to begin his career.

Burke finished 14-of-25 passing for 173 yards and one touchdown. Sinisi finished with 67 yards on the ground. Chris Kiley led the Hawks with five catches for 55 yards, while Nalbhone finished with four receptions for 49 yards. San Miguel hauled in just two passes for 54 yards. Matt Sterner finished with 14 tackles for the Hawks, with five other players recording 10 stops each.

<b>MONMOUTH</b>	<b>7</b>	<b>0</b>	<b>7</b>	<b>0</b>	<b>14</b>
<b>MAINE</b>	<b>14</b>	<b>0</b>	<b>7</b>	<b>0</b>	<b>21</b>

- UM - Brusko 8 yard run (McNeill kick) 13:02 - 1st
- MU - Sinisi 28 yard run (Weingart kick) 11:59 - 1st
- UM - Masterson 50 yard punt return (McNeill kick) 3:25 - 1st
- MU - San Miguel 58 yard pass from Burke (Weingart kick) 13:37 - 3rd
- UM - Fluellen 12 yard run (McNeill kick) 2:35 - 4th

	<b>MU</b>	<b>UM</b>
<b>First Downs</b>	11	19
<b>Rushes - Yards</b>	25-91	51-285
<b>Passing Yards</b>	173	64
<b>Passes (C-A-I)</b>	14-26-0	11-19-1
<b>Total Offense</b>	234	342
<b>Fumbles-Lost</b>	1-0	0-0
<b>Penalties-Yards</b>	5-35	8-89
<b>Time of Possession</b>	23:56	36:04

**RUSHING:** MU - Sinisi 12-67 TD, San Miguel 1-5, Giles 2-3, Easley 2-3, Burke 8-17; UM - Fluellen 25-129 TD, Brusko 16-109 TD, Allen 6-31, Randall 1-12, Walcott 1-4.

**PASSING:** MU - Burke 14-26-0 173 TD, Kiley 0-1-0; UM - Brusko 11-19-0 64.

**RECEIVING:** MU - Kiley 5-55, San Miguel 2-54 TD, Nalbhone 4-49, Sinisi 2-16, Yudin 1-1; UM - Williams 3-33, Fluellen 5-13, Pierre 1-13, Walcott 2-5.

**Sept. 8, 2007**

Kessler Field F West Long Branch, N.J.

Monmouth fell to Robert Morris 20-17 in their Northeast Conference opener at Kessler Field on September 8. RMU's Michael Walser drilled a 36-yard field goal with 47 seconds left in the game to give the Colonials the 20-17 win as Monmouth was unable to cross midfield on their final possession.

The Hawks fell to 0-2 and 0-1 in the league. MU hasn't started the year 0-2 since 2002 when they began the campaign 0-4.

The game was one of runs, in which Monmouth opened up a 14-0 lead in the first quarter before RMU scored 17 unanswered points.

David Sinisi capped off Monmouth's first home drive of the year on a one-yard scoring run to extend the nation's longest consecutive games-with-a-touchdown streak to 14. The drive encompassed 12 plays and chewed up 70 yards in just over five minutes.

On the next Monmouth drive Sinisi ripped off a 32-yard run, bouncing off tacklers and dragging another to the 34-yard line. He finished what he started and scored his second rushing touchdown of the day to give the Hawks a 14-0 lead with 5:15 left in the first quarter.

Robert Morris then struck back with a 50-yard playaction pass from quarterback Erik Cwalinski to Mario Hines, and on the following play Julian Ellison hauled in a 43-yard touchdown to cut the MU lead to 14-7 with 6:48 left in the first half. The three-play, 96-yard drive took less than a minute and a half.

Adam San Miguel became MU's all-time leader in pass receptions in the game, surpassing former Hawk and current Dallas Cowboy Miles Austin with his 151st career catch.

The Colonials took the second half kickoff and moved the ball deep into MU territory before being forced to burn two timeouts during the drive. The big play of the drive was when Cwalinski handed off and the back fumbled, but the quarterback scooped up the loose ball and ran it down to the 20-yard line. Robert Morris capitalized when running back Jeff Link ran in from three yards out to tie the game at 14-14 with 11 minutes left in the third quarter.

Walser then hit a 23-yard field goal attempt to give the visitors a 17-14 lead with 3:27 left after MU's next drive stalled.

The Hawks then answered with a Fred Weingart 42-yard field goal to knot the game at 17-17 with ten minutes left. Weingart's field goal ended RMU's 17-point unanswered scoring streak.

Sinisi ended up with 120 yards on 18 carries and added 72 yards on six catches for a career-high 192 total yards. Burke completed 16-of-30 passes for 158 yards and also ran 13 times for 36 yards.

<b>ROBERT MORRIS</b>	<b>0</b>	<b>7</b>	<b>10</b>	<b>3</b>	<b>20</b>
<b>MONMOUTH</b>	<b>14</b>	<b>0</b>	<b>0</b>	<b>3</b>	<b>17</b>

- MU - Sinisi 1 yard run (Weingart kick) 9:48 - 1st
- MU - Sinisi 2 yard run (Weingart kick) 5:15 - 1st
- RM - Ellison 43 yard pass from Cwalinski (Walser kick) 6:48 - 2nd
- RM - Link 3 yard run (Walser kick) 10:19 - 3rd
- RM - Walser 22 yard field goal 00:47 3:24 - 3rd
- MU - Weingart 42 yard field goal 10:11 - 4th
- RM - Walser 36 yard field goal 00:47 - 4th

	<b>MU</b>	<b>RMU</b>
<b>First Downs</b>	19	14
<b>Rushes - Yards</b>	38-156	42-153
<b>Passing Yards</b>	158	154
<b>Passes (C-A-I)</b>	16-30-0	8-15-1
<b>Total Offense</b>	314	307
<b>Fumbles-Lost</b>	1-0	2-0
<b>Penalties-Yards</b>	8-103	8-46
<b>Time of Possession</b>	29:57	30:03

**RUSHING:** MU - Sinisi 18-121 TD, Giles 6-25, San Miguel 1-4, Burke 13-7; RMU - Russ 24-86, Johnson 8-51, Murray 2-6, Listhrop 4-4, Link 1-3 TD, Cwalinski 3-3.

**PASSING:** MU - Burke 16-30-0 158; RMU - Cwalinski 8-15-1 154 TD.

**RECEIVING:** MU - San Miguel 7-38, Sinisi 6-72, Dowens 2-21, Yudin 1-27; RMU - Hines 2-58, Ellison 2-51 TD, Flowers 2-25, Hill 1-17, Listhrop 1-3

# 2007 GAME RECAPS

**Monmouth Hawks 15**  
**Stony Brook 21**

**Sept. 22, 2007**

LaValle Field F Stony Brook, N.Y.

Monmouth University's football team fell to 0-3 for the first time since 2002 after losing a 21-15 decision to Stony Brook on September 22.

The Hawks outgained the Seawolves 366-261 in total offense, including 173-77 on the ground, but committed three turnovers, including two fumbles on the goal line, in the defeat.

Stony Brook started the game's scoring when Pittsburgh transfer Brandon Mason scored on a 22-yard touchdown run midway through the first quarter to give the hosts a 7-0 lead. The score capped a four-play, 49-yard drive that took all of 1:21 off the clock. The score remained that way through halftime, when Monmouth's Fred Weingart booted a 31-yard field goal that ended a nine-play drive with 6:49 left in the third quarter.

Seawolves quarterback Josh Dudash increased their lead when he hit wide receiver Dwayne Eley for a 46-yard touchdown pass to give his squad a 14-3 lead with just under two minutes in the third quarter. Early in the fourth quarter, Monmouth's David Sinisi broke through and scored on a one-yard touchdown run which capped a 10-play, 65-yard drive to cut the lead to 14-9. MU quarterback Brett Burke was stopped when he tried to run for the two-point conversion. Sinisi's score extended his consecutive games with a touchdown streak to 15, the longest for any level of Division I.

Dudash came back for Stony Brook to fire a touchdown pass to Kevin Halonski to increase the Seawolves lead to 21-9 with 3:39 left in the game. Burke brought the Hawks back and hit Ron Lauch on an eight-yard touchdown to cut the lead to 21-15 with 2:11 left.

Monmouth got the ball back with 1:11 left to play, with Burke hitting Sinisi for a first down with 53 ticks left and the ball at the MU 42. Burke then completed a pass to senior Adam San Miguel on the next play bringing the ball over midfield. A pass to Chris Kiley got the ball down to the 29, with 14.4 left in regulation. An incompleto to San Miguel set Burke and his squad with a third and 10 from the 29 when Kiley drew a pass interference call, giving Monmouth one last shot at the endzone with 4.3 seconds left. Monmouth's comeback bid fell short as Burkes' pass to John Nalbhone fell incomplete, and MU was turned away with a 21-15 loss.

Sinisi ran for 115 yards in the game, while Burke added 23 rushing yards and was 25-of-39 passing for 193 yards. Adam San Miguel caught six passes for 58 yards while Steve Dowens added five grabs. Kevin Walsh led the defense with seven tackles, including three for loss, while Joe Cella had six stops, including two for loss, in the game. Chris Reed added his first career interception in the game.

Monmouth, who came into the game converting 21 % of their third downs, converted 9-of-19 third down chances (47 %).

<b>MONMOUTH</b>	<b>0</b>	<b>0</b>	<b>3</b>	<b>12</b>	<b>- 15</b>
<b>STONY BROOK</b>	<b>7</b>	<b>0</b>	<b>7</b>	<b>7</b>	<b>- 21</b>
SBU - Mason 22 yard run (Gaddis kick) 7:19 - 1st					
MU - Weingart 31 yard field goal 6:49 - 3rd					
SBU - Eley 46 yard pass from Dudash (Gaddis kick) 1:52 - 3rd					
MU - Sinisi 1 yard run (Burke rush failed) 12:45 - 4th					
SBU - Halonski 6 yard pass from Dudash (Gaddis kick) 3:39 - 4th					
MU - Lauch 8 yard pass from Burke (Burke pass failed) 2:11 - 4th					
	<b>MU</b>	<b>SBU</b>			
<b>First Downs</b>	19	17			
<b>Rushes - Yards</b>	40-173	34-77			
<b>Passing Yards</b>	193	184			
<b>Passes (C-A-I)</b>	25-39-1	17-29-1			
<b>Total Offense</b>	366	261			
<b>Fumbles-Lost</b>	2-2	0-0			
<b>Penalties-Yards</b>	5-49	7-90			
<b>Time of Possession</b>	30:30	29:30			
<b>RUSHING: MU</b> - Sinisi 24-115 TD, Burke 8-21, Giles 3-16, Kiley 2-12, San Miguel 2-9, Easley 1-0; <b>SBU</b> - Cuttino 12-63, Mason 17-53, Dudash 3-4, Eley 1--13, Team 1--22.					
<b>PASSING: MU</b> - Burke 25-39-1 193 TD; <b>SBU</b> - Dudash 17-29-1 184 TD.					
<b>RECEIVING: MU</b> - San Miguel 6-58, Dowens 5-39, Yudin 4-23, Lauch 3-24 TD, Sinisi 3-11, Nalbhone 2-12, Kiley 1-16, Giles 1-10; <b>SBU</b> - Eley 8-114 TD, Suggs 6-58, Halonski 2-14, Kubrak 1--2.					

**Monmouth Hawks 7**  
**Delaware Blue Hens 42**

**Sept. 29, 2007**

Raymond Field F Newark, Del.

Monmouth University's football team fell to 0-3 for the first time since 2002 after losing a 21-15 decision to Stony Brook on September 22.

The Hawks outgained the Seawolves 366-261 in total offense, including 173-77 on the ground, but committed three turnovers, including two fumbles on the goal line, in the defeat.

Stony Brook started the game's scoring when Pittsburgh transfer Brandon Mason scored on a 22-yard touchdown run midway through the first quarter to give the hosts a 7-0 lead. The score capped a four-play, 49-yard drive that took all of 1:21 off the clock. The score remained that way through halftime, when Monmouth's Fred Weingart booted a 31-yard field goal that ended a nine-play drive with 6:49 left in the third quarter.

Seawolves quarterback Josh Dudash increased their lead when he hit wide receiver Dwayne Eley for a 46-yard touchdown pass to give his squad a 14-3 lead with just under two minutes in the third quarter. Early in the fourth quarter, Monmouth's David Sinisi broke through and scored on a one-yard touchdown run which capped a 10-play, 65-yard drive to cut the lead to 14-9. MU quarterback Brett Burke was stopped when he tried to run for the two-point conversion. Sinisi's score extended his consecutive games with a touchdown streak to 15, the longest for any level of Division I.

Dudash came back for Stony Brook to fire a touchdown pass to Kevin Halonski to increase the Seawolves lead to 21-9 with 3:39 left in the game. Burke brought the Hawks back and hit Ron Lauch on an eight-yard touchdown to cut the lead to 21-15 with 2:11 left.

Monmouth got the ball back with 1:11 left to play, with Burke hitting Sinisi for a first down with 53 ticks left and the ball at the MU 42. Burke then completed a pass to senior Adam San Miguel on the next play bringing the ball over midfield. A pass to Chris Kiley got the ball down to the 29, with 14.4 left in regulation. An incompleto to San Miguel set Burke and his squad with a third and 10 from the 29 when Kiley drew a pass interference call, giving Monmouth one last shot at the endzone with 4.3 seconds left. Monmouth's comeback bid fell short as Burkes' pass to John Nalbhone fell incomplete, and MU was turned away with a 21-15 loss.

Sinisi ran for 115 yards in the game, while Burke added 23 rushing yards and was 25-of-39 passing for 193 yards. Adam San Miguel caught six passes for 58 yards while Steve Dowens added five grabs. Kevin Walsh led the defense with seven tackles, including three for loss, while Joe Cella had six stops, including two for loss, in the game. Chris Reed added his first career interception in the game.

Monmouth, who came into the game converting 21 % of their third downs, converted 9-of-19 third down chances (47 %).

<b>MONMOUTH</b>	<b>7</b>	<b>0</b>	<b>0</b>	<b>0</b>	<b>- 7</b>
<b>DELAWARE</b>	<b>21</b>	<b>21</b>	<b>0</b>	<b>0</b>	<b>- 42</b>
UD - Cuff 2 yard run (Striefsky kick) 10:19 - 1st					
UD - Cuff 1 yard run (Striefsky kick) 5:42 - 1st					
UD - Sinisi 8 yard run (Weingart kick) 2:39 - 1st					
UD - Thaxton 14 yard run (Striefsky kick) 1:37 - 1st					
UD - Cuff 7 yard pass from Flacco (Striefsky kick) 10:02 - 2nd					
UD - Agnone 11 yard pass from Flacco (Striefsky kick) 6:34 - 2nd					
UD - Andrew 78 yard interception return (Striefsky kick) 0:25 - 2nd					
	<b>MU</b>	<b>UD</b>			
<b>First Downs</b>	15	20			
<b>Rushes - Yards</b>	34-46	42-157			
<b>Passing Yards</b>	188	236			
<b>Passes (C-A-I)</b>	24-33-2	17-22-0			
<b>Total Offense</b>	234	393			
<b>Fumbles-Lost</b>	0-0	3-2			
<b>Penalties-Yards</b>	6-63	4-45			
<b>Time of Possession</b>	31:22	28:38			
<b>RUSHING: MU</b> - Sinisi 21-69 TD, Skorupka 5-15, Giles 2-3, Romeo 1-1, Mandeville 1--4, Burke 3--17, Team 1--21; <b>UD</b> - Cuff 16-73 TD, Smith 7-54, Thaxton 9-34 TD, Flacco 1-15, Bradley 5--4, 4--14.					
<b>PASSING: MU</b> - Burke 18-25-2 132, Mandeville 5-5 43, Folsom 1-3; <b>UD</b> - Flacco 15-19-0 215 TD, Scanlon 2-3-0 21.					
<b>RECEIVING: MU</b> - Kiley 8-43, San Miguel 5-36, Yudin 4-40, Nalbhone 2-23, Romeo 2-16, Sinisi 1-12, Hahn 1-9, Easley 1-9; <b>UD</b> - Michael 4-51, Mackey 3-49, Cuff 3-23 TD, Duncan 2-26, Ruggiero 1-32, Heydt 1-17, Bradley 1-16, Baker 1-11, Agnone 1-11 TD.					

**Monmouth Hawks 49**  
**Sacred Heart Pioneers 8**

**Oct. 6, 2007**

Campus Field F Fairfield, Conn.

The Monmouth University football team earned their first win of the 2007 season, 49-8 over Sacred Heart on Saturday, October 6 in Fairfield, Conn. The win improves MU's record to 1-4 and evens their mark at 1-1 in the Northeast Conference, while Sacred Heart drops to 2-4 and 0-2 in the league.

Monmouth got the game's scoring started early when they held the Pioneers on their first possession to a three and out, but Derek Bischoff blocked the ensuing punt and Ayo Falae scooped it up and took it 14 yards for a touchdown, giving Monmouth a 7-0 lead with 13:22 left in the first quarter.

Less than five minutes later, David Sinisi, who would have a career day, scored on a 41-yard run to cap an eight-play, 73-yard drive and give the Hawks a 14-0 lead with 8:29 left in the opening quarter. The game moved to the second quarter, but Sinisi kept after it, scoring on a two-yard touchdown plunge to end a 12-play, 73-yard drive that took over five minutes off the clock. The Monmouth offensive onslaught continued as quarterback Brett Burke, who earned his first win as Monmouth's starter in the game, connected with senior wideout Adam San Miguel on a 39-yard touchdown strike to boost the Hawks' lead to 28-0 with just fewer than nine minutes to go before halftime. The Hawks scored touchdowns on their first four first half offensive possessions.

Sacred Heart was the benefactor of a snap over the punter's head, and they were on the board at 28-2 with six minutes left before halftime. Monmouth got back on track before halftime as Sinisi tore off a 99-yard touchdown run following a Sacred Heart fumble to make the score 35-2 at halftime.

The lone score for either team in the third quarter when Burke found tight end John Nalbhone on an 18-yard touchdown pass to increase the MU lead to 42-2 with 3:14 left in the period. Brian Friedman scored for Sacred Heart on a four-yard run for Sacred Heart on their best drive of the game to make the game 42-8 as the extra point was blocked.

Ryan Skorupka ended the day's scoring by rambling into the end zone from three yards out to make the lead 49-8. Sinisi ran for a career-high 200 yards and scored a career-high three touchdowns. Bobby Giles added 119 yard on 16 carries in the game. Burke completed 15-of-19 passes for 241 yards and his first career two-touchdown game. Nalbhone caught four passes for 59 yards and a score, while freshman Troy Yudin grabbed three passes for 67 yards. Brian Robinson led the MU defense with eight solo tackles while Bischoff added eight stops. T.J. Cerezo added an interception and

<b>MONMOUTH</b>	<b>14</b>	<b>21</b>	<b>7</b>	<b>7</b>	<b>- 49</b>
<b>SACRED HEART</b>	<b>0</b>	<b>2</b>	<b>0</b>	<b>6</b>	<b>- 8</b>
MU - FALAE 14 blocked punt return (Weingart kick) 13:22 - 1st					
MU - Sinisi 41 yard run (Weingart kick) 8:29 - 1st					
MU - Sinisi 2 yard run (Weingart kick) 14:23 - 2nd					
MU - San Miguel 39 yard pass from Burke (Weingart kick) 8:48 - 2nd					
SHU - Team safety 6:10 - 2nd					
MU - Sinisi 99 yard run (Weingart kick) 1:52 - 2nd					
MU - Nalbhone 18 yard pass from Burke (Weingart kick) 3:14 - 3rd					
MU - Friedman 4 yard run (Schroeder kick blocked) 13:11 - 4th					
MU - Skorupka 3 yard run (Weingart kick) 8:05 - 4th					
	<b>MU</b>	<b>SHU</b>			
<b>First Downs</b>	26	14			
<b>Rushes - Yards</b>	52-375	34-207			
<b>Passing Yards</b>	262	85			
<b>Passes (C-A-I)</b>	17-22-0	13-24-1			
<b>Total Offense</b>	593	274			
<b>Fumbles-Lost</b>	2-1	2-2			
<b>Penalties-Yards</b>	9-71	3-35			
<b>Time of Possession</b>	34:26	25:34			
<b>RUSHING: MU</b> - Sinisi 17-200 3TD, Giles 16-119, Skorupka 7-23 TD, Folsom 1-8, Burke 7-7, Kiley 1-2, Team 3--28; <b>SHU</b> - Payne 10-123, Friedman 12-48 TD, Jones 7-17, McKeon 5-1					
<b>PASSING: MU</b> - Burke 15-19-0 241 2 TD, Folsom 2-3 21; <b>SHU</b> - McKeon 13-24-1 85					
<b>RECEIVING: MU</b> - Nalbhone 4-59 TD, Yudin 3-67, Kiley 3-24, San Miguel 2-55 TD, Sinisi 2-23, Giles 1-17, Dowens 1-12, Easley 1-5; <b>SHU</b> - Tedesco 5-44, Bundy 3-31, Payne 2-11, Friedman 2-2, Jones 1--3					



# 2007 GAME RECAPS

**Wagner Seahawks 45**  
**Monmouth Hawks 16**

**Oct. 13, 2007**

Kessler Field F West Long Branch, N.J.

The Monmouth University football team fell to Wagner 45-16 on Homecoming on October 13.

Wagner's 45 points is the most Monmouth has ever allowed at Kessler Field in their 15 years of football.

Wagner took the game's first lead when Piotr Czech drilled a 39-yard field goal from the right hash to give the visitors a 3-0 lead with 10:22 showing in the first quarter.

Wagner then scored when Jason Butler ran into the line, bounced it outside and rumbled into the end zone for a 13-yard touchdown scamper to give the Seahawks a 10-0 lead with 4:50 left in the opening quarter.

On Monmouth's next possession, facing a third and 11 on their own 11 yard line, Brett Burke hit Troy Yudin for a first down to the 25-yard line. On the next play, Burke tried to go deep to Adam San Miguel but defensive back Al Phillips intercepted the pass, giving Wagner the ball at their own 40-yard line. Butler broke off another scoring run to give the Seahawks a 17-0 lead with 12:44 left before halftime.

After a Monmouth drive stalled, Butler scored his third rushing touchdown of the half when he ran around left end from six yards out to give Wagner a 24-0 lead with 5:18 left in the first half.

On MU's next possession, Burke hit Yudin on a 24-yard completion down to the Wagner 27-yard line, their second first down in a row. After another Yudin grab and an Al Phillips defensive holding penalty, David Sinisi took a Burke screen pass and went the final eight yards for a touchdown, the 18th straight game he has scored, extending his nation-leading streak, to cut the lead to 24-7 with 1:30 left in the first half.

Burke began the second half by connecting with Sinisi on a screen pass on a third and six for a 23-yard gain down to the Wagner 33 yard line. Fred Weingart came on and drilled a 42-yard field goal to cut the lead to 24-10 with 11:57 left in the third quarter.

The Seahawks needed only 20 seconds to respond on their next drive when Rodney Davis rumbled 55 yards down the left sideline for a touchdown to inflate the lead back to 31-10 with 11:37 left in the third quarter. Butler then did all the work on the next Seahawk drive as he scored his fourth rushing touchdown of the game to increase the cushion to 38-10.

Sinisi scored from a yard out early in the fourth quarter for his second tally of the game to cut the lead to 45-16 with 14:15 left in the game.

WAGNER	10	14	21	0	45
MONMOUTH	0	7	3	6	16
WC - Czech 39 yard field goal 10:22 - 1st					
WC - Butler 13 yard run (Czech kick) 4:50 - 1st					
WC - Butler 27 yard run (Czech kick) 14:44 - 2nd					
WC - Butler 6 yard run (Czech kick) 5:18 - 2nd					
MU - Sinisi 8 yard pass from Burke (Weingart kick) 1:30 - 2nd					
MU - Weingart 42 yard field goal 11:57 - 3rd					
WC - Davis, 55 yard pass from Abbey (Czech kick) 11:37 - 3rd					
WC - Butler 3 yard run (Czech kick) 6:38 - 3rd					
WC - Davis 75 yard run (Czech kick) 2:49 - 3rd					
MU - Sinisi 1 yard run (Weingart kick failed) 14:15 - 4th					
<b>First Downs</b>	<b>26</b>		<b>21</b>		
<b>Rushes - Yards</b>	<b>51-363</b>		<b>23-44</b>		
<b>Passing Yards</b>	<b>155</b>		<b>289</b>		
<b>Passes (C-A-I)</b>	<b>10-17-0</b>		<b>31-49-2</b>		
<b>Total Offense</b>	<b>518</b>		<b>333</b>		
<b>Fumbles-Lost</b>	<b>1-1</b>		<b>1-0</b>		
<b>Penalties-Yards</b>	<b>9-86</b>		<b>11-72</b>		
<b>Time of Possession</b>	<b>30:37</b>		<b>29:23</b>		
<b>RUSHING: MU</b> - Sinisi 16-50, Giles 3--1, Burke 4--5; <b>WC</b> - Butler 31-201 4 TD, Davis 10-117, 5-47 Nolan, Parker 1-2, Abbey 1-2, Team 3--6					
<b>PASSING: MU</b> - Burke 31-49-2 289 1 TD; <b>WC</b> - Abbey 10-17-0 155					
<b>RECEIVING: MU</b> - Yudin 7-89, Dowens 7-83, San Miguel 6-30, Sinisi 5-49 TD, Giles 3-14, Kiley 2-16, Nalbone 1-8; <b>WC</b> - Woods 2-25, Trueblood 2-22, Kinard 2-15, Davis 1-55 TD, Mizell 1-14, Butler 1-13, Collins 1-10					

**Monmouth Hawks 51**  
**Central Conn. State 36**

**Oct. 27, 2007**

Arute Field F New Britain, Conn.

Running back David Sinisi exploded for six total touchdowns as the Monmouth University football team earned their second victory of the year, topping Central Connecticut State in New Britain by a score of 51-36 last Saturday.

Sinisi scored five rushing touchdowns and caught one score for six total, breaking the school record held by Chris Reed (1998 vs La Salle). The redshirt sophomore finished the game with 26 carries (career-high) for 192 yards and four catches for 86 yards and had a fumble recovery on special teams.

MU struck first in the opening quarter on third down as Sinisi went virtually untouched for a 37-yard touchdown to put the Hawks up 7-0. The score marked the 19th straight game that he has scored in, the nation's longest scoring streak.

Less than a minute later, Cental's Jo Jo Freeman tied the game up on a 43-yard run, which would be the last time the game would be tied. Sinisi helped the Hawks take a 21-14 lead when he capped a three-play drive with a 46-yard screen to regain the lead for the Hawks with 11:05 to go in the first half.

Monmouth cornerback Ayo Falae picked off an Aubrey Norris pass, returning the ball down to the Central 17 yard line. MU freshman fullback Kevin Hahn scored his first touchdown of his career on a seven yard shovel pass from Burke to give the visitor's two touchdown lead.

Norris hooked up with Nick Colagiovanni for an easy touchdown pass after the Monmouth defender fell down to send the two teams into halftime with Monmouth holding onto a 28-21 lead.

Sinisi took his second direct snap of the game to end another drive, scoring his fourth touchdown on a four-yard run to give MU a 35-21 advantage. The red-shirt sophomore eclipsed the 100 yard mark on a 19 yard run that got the Hawks out of a second and 18, and then two minutes later Sinisi scored his fifth touchdown of the game on a four yard run, putting MU up 42-21. After the Blue Devils moved to midfield, Kevin Walsh came up with a sack on fourth down, giving the ball back to the Hawks. Monmouth moved the ball far enough for Fred Weingart to boot a 28 yard field goal, giving the Blue & White a 45-21 lead.

Sinisi scored his school record sixth touchdown on a seven yard pitch in the fourth quarter. His six touchdowns is also a NEC record by one player in a game. With 5:00 left Holmes closed the gap to 15 on a rushing touchdown, but time ran out on the Blue Devil comeback attempt.

Burke was efficient on offense, going 19-of-25 for 22 yards and two

MONMOUTH	7	21	17	6	51
CENTRAL CONN. STATE	0	21	0	15	36
MU - Sinisi 37 yard run (Weingart kick) 4:10 - 1st					
CC - Paul 22 yard pass from Norris (Bien kick) 14:54 - 2nd					
MU - Sinisi 3 yard run (Weingart kick) 13:15 - 2nd					
CC - Freeman 43 yard run (Bien kick) 12:49 - 2nd					
MU - Sinisi 46 yard pass from Burke (Weingart kick) 11:05 - 2nd					
MU - Hahn 7 yard pass from Burke (Weingart kick) 9:10 - 2nd					
CC - Colagiovanni, 19 yard pass from Norris (Bien kick) 1:04 - 2nd					
MU - Sinisi 4 yard run (Weingart kick) 11:37 - 3rd					
MU - Sinisi 5 yard run (Weingart kick) 6:20 - 3rd					
MU - Weingart 37 yard field goal 1:34 - 3rd					
MU - Sinisi 7 yard run (Burke rush failed) 9:41 - 4th					
CC - Freeman 8 yard run (Holmes rush) 8:07 - 4th					
CC - Holmes 16 yard run (Bien kick) 5:00 - 3rd					
<b>First Downs</b>	<b>24</b>		<b>28</b>		
<b>Rushes - Yards</b>	<b>54-302</b>		<b>45-294</b>		
<b>Passing Yards</b>	<b>222</b>		<b>259</b>		
<b>Passes (C-A-I)</b>	<b>19-26-1</b>		<b>14-27-2</b>		
<b>Total Offense</b>	<b>524</b>		<b>553</b>		
<b>Fumbles-Lost</b>	<b>2-0</b>		<b>4-4</b>		
<b>Penalties-Yards</b>	<b>7-48</b>		<b>2-30</b>		
<b>Time of Possession</b>	<b>35:53</b>		<b>24:07</b>		
<b>RUSHING: MU</b> - Sinisi 26-192 5 TD, Kiley 7-52, Giles 8-42, Easley 4-27, Yudin 2-3, Burke 6--11; <b>CCSU</b> - Freeman 19-130 2 TD, Hull 6-60, Norris 7-36, Holmes 7-40 TD, Roberts 1-18, McKenley 3-14, Paul 1-8, Cavanaugh 1--6					
<b>PASSING: MU</b> - Burke 19-25-0 192 2 TD, Weingart 0-1-1; <b>CC</b> - Holmes 7-13-1 118, Norris 5-9-1 91 2 TD, Cavanaugh 2-4 50					
<b>RECEIVING: MU</b> - Sinisi 4-86 TD, San Miguel 5-45, Yudin 3-41, Dowens 2-28, Kiley 2-5, Nalbone 1-7, Hahn 1-7 TD, Easley 1-3; <b>CCSU</b> - Colagiovanni 5-103 TD, Roberts 3-58, McCullough 3-55, Paul 1-22 TD, Rosnagle 1-15, Freeman 1-6					

**Monmouth Hawks 47**  
**St. Francis - Pa. 17**

**Nov. 3, 2007**

DeGol Field F Loretto, Pa.

The Monmouth University football team won its third consecutive game as they topped Saint Francis (Pa.) 47-17 on Saturday afternoon at DeGol Field in Loretto.

Quarterback Brett Burke threw for a career-best three touchdowns, wideout Adam San Miguel had two scores and his first 100 yard receiving game of the season and David Sinisi kept his consecutive games with a score streak alive. The Hawk defenders allowed 17 points in the game while forcing a trio of St. Francis turnovers.

Sinisi scored from a yard out to give the Hawks the game's first lead 6-0 with 6:39 left in the opening quarter. The score capped a 10-play, 68-yard drive that took just over three minutes off the clock. Less than two minutes later, Sinisi took a direct snap in the shotgun and threw his first career touchdown pass to John Nalbone to make the score 13-0 at the end of the first quarter. Fred Weingart drilled a 36-yard field goal to make the 16-0 early in the second quarter, and then Marion Easley scored his first career touchdown on a five-yard run to cap an 80-yard drive to make the score 23-0.

After a Red Flash field goal, San Miguel caught his first of two touchdown passes from Burke to make the score 30-3 with 2:58 left before halftime. Saint Francis (Pa.) scored a late first half touchdown to make the score at intermission 30-10.

After a scoreless third quarter, San Miguel and Burke hooked up again for a 58-yard touchdown, and the senior signal-caller came right back hit Steve Dowens on a 10-yard touchdown pass to make the score 44-10 with 9:09 left in the fourth quarter. Weingert hit another field goal after a second Red Flash touchdown to make the final 47-17 score.

Burke finished 17-for-30 with 224 yards and a career-high three touchdown passes. Sinisi had a 24 carries for 187 yards, his fifth 100-yard game of the season. The sophomore now ranks second in the MU record books for 100 yard games with seven. The 187 yards gained against the Red Flash now gives Sinisi an even 1,000 on the season, making him the second Hawk ever to total 1,000 rushing yards in a year (Chris Reed). San Miguel finished with seven catches for 134 yards and a pair of scores. San Miguel passed former Hawk Will Holder for second on MU's all-time career receiving list. Monmouth finished with 463 yards of total offense on the day.

MONMOUTH	13	10	7	17	47
SAINT FRANCIS (Pa.)	0	0	10	7	17
MU - Sinisi 1 yard run (Brady rush failed) 6:39 - 1st					
MU - Nalbone 3 yard pass from Sinisi (Weingart kick) 4:46 - 1st					
MU - Weingart 36 yard field goal 14:13 - 2nd					
MU - Easley 5 yard run (Weingart kick) 6:22 - 2nd					
SF - Scullilli 31 yard field goal 6:30 - 3rd					
MU - Sam Miguel 47 yard pass from Burke (Weingart kick) 2:58 - 3rd					
SF - Rivera 62 yard pass from Little (Scullilli kick) 2:39 - 3rd					
MU - Sam Miguel 58 yard pass from Burke (Weingart kick) 14:10 - 4th					
MU - Dowens 10 yard pass from Burke (Weingart kick) 9:09 - 4th					
SF - Rivera 17 yard pass from Little (Scullilli kick) 5:04 - 4th					
MU - Weingart 32 yard field goal 2:08 - 4th					
<b>First Downs</b>	<b>23</b>		<b>19</b>		
<b>Rushes - Yards</b>	<b>40-208</b>		<b>40-147</b>		
<b>Passing Yards</b>	<b>255</b>		<b>204</b>		
<b>Passes (C-A-I)</b>	<b>21-35-0</b>		<b>12-33-3</b>		
<b>Total Offense</b>	<b>463</b>		<b>351</b>		
<b>Fumbles-Lost</b>	<b>2-1</b>		<b>2-0</b>		
<b>Penalties-Yards</b>	<b>3-37</b>		<b>3-24</b>		
<b>Time of Possession</b>	<b>24:52</b>		<b>35:08</b>		
<b>RUSHING: MU</b> - Sinisi 24-187 TD, Giles 6-29, Kiley 2-8, Easley 1-5, Folsom 1-0, Burke 6--21; <b>SFU</b> - Williams 24-87, Yearwood 7-32, Little 8-28, Davis 1-0.					
<b>PASSING: MU</b> - Burke 18-31-0 234 3 TD, Folsom 2-3-0 18, Sinisi 1-1-0 TD; <b>SFU</b> - Little 12-33-3 2 TD					
<b>RECEIVING: MU</b> - San Miguel 7-134 2 TD, Dowens 3-35 TD, Nalbone 3-29 TD, Yudin 3-23, Easley 2-12, Sinisi 1-11, Kiley 1-7, Romeo 1-4; <b>SFU</b> - Rivera 5-106 2 TD, Winston 2-53, DeLeo 2-25, Bishop 1-14, Eison 1-9, Williams 1--1					

# 2007-08 GAME RECAPS

## Albany Great Danes 21

## Monmouth Hawks 3

Nov. 10, 2007

Kessler Field F West Long Branch, N.J.

The Monmouth University football team fell 21-3 to Northeast Conference rival Albany on a Saturday afternoon at Kessler Field. The Hawks led 3-0 at halftime before Albany outscored MU 21-0 after intermission.

The last time Monmouth failed to score at least a touchdown both in any game and at home was September 29, 2004, they fell to Stony Brook 27-0.

On Albany's first possession, Monmouth's Jon Stolarz forced a fumble by wide receiver Daniel Bocanegra and Joe Cella recovered for the Hawks at the Great Dane 41-yard line. Fred Weingert booted a 31-yard field goal to cap the Hawks drive and Monmouth took a 3-0 lead with 7:28 left in the first quarter.

The score remained 3-0 through the half, and out of the halftime break, Burke's first pass of the second half was intercepted by L.B. McCloskey as he tried to hit Adam San Miguel deep and he returned it to the MU 30-yard line, setting the Great Danes up in good field position with 10 minutes left in the third quarter. Albany moved the ball down to the MU five-yard line, where Jason Fralicker connected on a 22-yard field goal to tie the game with 6:26 left in the third quarter.

Albany's Chris Lynch pinned Monmouth at their own one-yard line after a 70 yard punt with less than a minute left in the third quarter. Sinisi then was tackled was Justin Brancaccio in the end zone for a safety, making the score 5-3 with 33 seconds left in the third quarter.

On MU's next drive, Burke hit Steve Dowens over the middle on a third down conversion with 10 minutes to go in the fourth quarter, but the Blue and White's drive stalled. On Albany's next possession, Kennedy sacked Esposito to force a third and 20, and a penalty on the next play made it third and 30 from their own 13 yard line, where Esposito hit Justin Gannon on a screen pass and he raced 87 yards for a touchdown, to make the game 14-3 with six minutes left in the game.

McCarty then put Albany up 21-3 with a 67-yard touchdown run on a third and four with four minutes left.

Sinisi finished with 59 yards on 24 carries, while back up quarterback Ryan Folsom added 35 yards on a pair of fourth-quarter scrambles. Burke finished 20-of-33 passing for 138 yards. San Miguel led MU with five grabs for 47 yards, while Troy Yudin caught five passes for 29 yards. Dowens caught three passes for 30 yards in the game as well.

In the game, Sinisi's consecutive games with a touchdown streak, which stood at 20, was snapped. The streak, which had covered every game the redshirt sophomore had played in his career, was the longest in the nation at any level.

<b>ALBANY</b>	<b>0</b>	<b>0</b>	<b>5</b>	<b>16</b>	<b>- 21</b>
<b>MONMOUTH</b>	<b>3</b>	<b>0</b>	<b>0</b>	<b>0</b>	<b>- 3</b>

MU - Weingart 36 yard field goal 6:12 - 1st  
 AU - Fralicker 22 yard field goal 6:25 - 3rd  
 AU - Briannccio safety 0:33 - 3rd  
 AU - Fralicker 40 yard field goal 12:06 - 4th  
 AU - Gannon 87 yard pass from Esposito (Esposito rush failed) 6:02 - 4th  
 AU - McCarty 67 yard run (Fralicker kick) 4:07 - 4th

	<b>ALBANY</b>	<b>MU</b>
<b>First Downs</b>	11	13
<b>Rushes - Yards</b>	46-175	34-102
<b>Passing Yards</b>	143	142
<b>Passes (C-A-I)</b>	8-17-1	21-35-1
<b>Total Offense</b>	318	244
<b>Fumbles-Lost</b>	2-2	1-0
<b>Penalties-Yards</b>	6-60	5-40
<b>Time of Possession</b>	29:20	30:40

**RUSHING:** AU - McCarty 1-167 TD, Gannon 6-12, Simmons 2-8, Johnson 2-4, Esposito 8--16; MU - Sinisi 24-59, Folsom 2-35, San Miguel 1-7, Burke 6-5, Kiley 1--4

**PASSING:** AU - Esposito 8-16-1 143 TD; MU - Burke 20-33-1 138, Folsom 1-2-0 4

**RECEIVING:** AU - Gannon 1-87 TD, Archer 1-14, DeAraujo 1-12, Bocanegra 1-10, Beigel 1-9, Poore 1-5, Wall 1-4, Smith 1-2; MU - San Miguel 5-47, Yudin 5-29, Sinisi 4-11, Dowens 3-30, Nalbone 2-24, Kiley 1-4, Easley 1-4

## Duquesne Dukes 20

## Monmouth Hawks 31

Nov. 17, 2007

Kessler Field F West Long Branch, N.J.

The Monmouth University football team defeated future Northeast Conference member Duquesne 31-20 in their 2007 season finale at Kessler Field.

The game was a historic one for redshirt sophomore David Sinisi, who became the all-time single season rushing yardage leader, surpassing Chris Reed's total of 1,166 rushing yards in 1998. He also tied two records, the first being program's career rushing touchdown mark of 30, also held by Reed, and the second being Matt Merklminger's record of eight career 100-yard rushing games.

Monmouth got on the board first when Sinisi capped off a 10-play, 79-yard drive with a six-yard touchdown run to give the Hawks a 7-0 lead with 9:51 left in the first quarter. Duquesne responded on the ensuing drive when preseason Metro Atlantic Athletic Conference Offensive Player of the Year wide receiver Bruce Hocker hauled in a nine-yard touchdown from quarterback Kevin Rombach to make the score 7-7 with 3:11 left in the opening quarter.

Sinisi put Monmouth back into the lead with his second touchdown pass of the season, both of them to John Nalbone. Sinisi took the direct snap and rolled right to find the senior tight end to put the Hawks on top 14-7 with 10:21 left before halftime. Duquesne scored on their next drive when Rombach found Casey Quinn on a three-yard touchdown pass, but Monmouth's Kevin Walsh blocked the extra point to keep the score at 14-13 with 4:05 left in the second quarter.

After a Monmouth drive stalled, Rombach's first pass of the drive was tipped by Ayo Falae and T.J. Cerezo intercepted the pass with 1:40 left before halftime. MU was able to translate the turnover into points with Sinisi scoring from three yards out to make the halftime score 21-13.

Out of the halftime break, Monmouth's Kenny Amsel intercepted a Rombach pass intended for Hocker and returned it 22 yards for a touchdown, boosting the MU lead to 28-13.

After holding the Dukes at bay, Monmouth was pushed back, but Weingert drilled a 30-yard field goal to make the score 31-13 at the 7:41 mark of the game.

Burke finished the game 16-for-21 passing for 187 yard, while Sinisi finished with 24 carries for 125 yards and a pair of scores. Dowens caught four passes for a career-high 88 yards, while Adam San Miguel caught four passes for 49 yards in his final game in a Monmouth uniform. Nalbone caught three passes for 41 yards and a score as well.

Falae led the defense with nine tackles, including three for loss.

<b>DUQUESNE</b>	<b>7</b>	<b>6</b>	<b>0</b>	<b>7</b>	<b>- 20</b>
<b>MONMOUTH</b>	<b>7</b>	<b>14</b>	<b>7</b>	<b>3</b>	<b>- 31</b>

MU - Sinisi 6 yard run (Weingart kick) 9:51 - 1st  
 DU - Hocker 9 yard pass from Rombach (Troyan kick) 3:11 - 1st  
 MU - Nalbone 20 yard pass from Sinisi (Weingart kick) 10:21 - 2nd  
 DU - Quinn 3 yard pass from Rombach (Troyan kick blocked) 4:05 - 2nd  
 MU - Sinisi 3 yard run (Weingart kick) 0:13 - 2nd  
 MU - Amsel 32 yard interception return (Weingart kick) 11:07 - 3rd  
 MU - Weingart 30 yard field goal 7:41 - 4th  
 DU - Rasky 27 yard pass from Rombach (Troyan kick) 1:16 - 4th

	<b>DUQUESNE</b>	<b>MU</b>
<b>First Downs</b>	16	14
<b>Rushes - Yards</b>	25-84	36-137
<b>Passing Yards</b>	226	207
<b>Passes (C-A-I)</b>	23-41-2	17-22-0
<b>Total Offense</b>	310	344
<b>Fumbles-Lost</b>	1-0	1-0
<b>Penalties-Yards</b>	8-69	6-67
<b>Time of Possession</b>	31:01	28:59

**RUSHING:** DU - Hough 13-38, Rombach 11-31, Roberson 1-15 MU - Sinisi 24-125, Giles 4-10, Kiley 2-8, Easley 1-4, Burke 2--1

**PASSING:** DU - Rombach 23-41-2 226; MU - Burke 16-21-0 186; Sinisi 1-1-0 20

**RECEIVING:** DU - Hocker 6-43, Roberson 5-58, Carter 4-34, Hough 3-41, Rasky 2-40, D'Orsie 1-8, Quinn 1-3, Rombach 1--1  
 MU - Dowens 4-88, San Miguel 4-49, Nalbone 3-41, Yudin 2-12, Kiley 2-6, Giles 1-9, Sinisi 1-2

## Monmouth Hawks 24

## Rhode Island Rams 27

Aug. 30, 2008

Meade Stadium F Kingston, R.I.

The Monmouth football team dropped its season opener to Rhode Island on Saturday, August 30 by a score of 27-24 but not before it rallied back from a 14 point first half deficit.

Back by 10 with just over three minutes to play, fifth-year senior Brett Burke led the Hawks on a six-play, 72-yard drive that culminated in sophomore Troy Yudin's first career touchdown catch. With just under a minute to play John Nalbone caught the onsides kick but the Hawks were hit with an illegal touching penalty that negated the play.

Down 17-3, Monmouth's Ayo Falae returned the second-half kickoff 50 yards down to the Ram's 35. Back-to-back Sinisi runs gave the Hawks a first down on the URI 11. One play later Sinisi broke three tackles en route to the endzone for the first Monmouth TD of the season. With the score, the senior running back broke Chris Reed's record for rushing TDs with 31 career touchdowns.

The Hawk defense held URI's next drive, forcing Louis Feinstein to convert his second field goal of the game as Monmouth trailed 20-10 with 10:11 to play in the third quarter. After another dazzling Falae return, Monmouth was set up with the ball on the URI 47 yardline. On third and long, Burke hit Giles on a screen for a 30 yard pickup, setting up a first down on the Ram 19. Four plays later wideout Nick Romeo caught a tipped pass in the endzone and the Hawks cut the lead to 20-17 with 5:35 to play in the third quarter.

After a MU punt, Cassidy moved the Rams down to the Hawk 24 yardline hitting Joe Bellini over the middle for a pickup of 28 yards. Two plays later Cassidy connected with a wide open Shawn Leonard in the corner of the endzone for a touchdown. With 4:31 to play, Monmouth trailed Rhode Island 27-17, setting up the final scoring drive for MU.

URI got on the board with a play action pass on the first play following the turnover as Cassidy connected with wideout Tolbert Evans for a 26 yard TD with 10:20 to play in the opening quarter. Sinisi picked up three yards and the Hawks elected to attempt a 44 yard field goal which Fred Weingart snuck over the crossbar, cutting the lead to 7-3 with 7:24 to play in the first.

Burke finished 18-of-26 for 180 yards with two touchdowns and the pair of picks. Sinisi had 138 yards on 21 carries for 138 yards.

<b>MONMOUTH</b>	<b>3</b>	<b>0</b>	<b>14</b>	<b>7</b>	<b>- 24</b>
<b>RHODE ISLAND</b>	<b>7</b>	<b>10</b>	<b>3</b>	<b>7</b>	<b>- 27</b>

URI - Evans 26 yard pass from Cassidy (Feinstein kick) 10:20 - 1st  
 MU - Weingart 44 yard field goal 7:33 - 1st  
 URI - Cassidy 3 yard run (Feinstein kick) 13:08 - 2nd  
 URI - Feinstein 47 yard field goal 9:42 - 2nd  
 MU - Sinisi 11 yard run (Weingart kick) 13:39 - 3rd  
 URI - Feinstein 27 yard field goal 10:11 - 3rd  
 MU - Romeo 13 yard pass from Burke (Weingart kick) 5:35 - 3rd  
 URI - Leonard 22 yard pass from Cassidy (Feinstein kick) 4:31 - 4th  
 MU - Yudin 14 yard pass from Burke (Weingart kick) 1:19 - 4th

	<b>MU</b>	<b>URI</b>
<b>First Downs</b>	18	18
<b>Rushes - Yards</b>	32-140	35-93
<b>Passing Yards</b>	180	257
<b>Passes (C-A-I)</b>	18-26-2	18-32-0
<b>Total Offense</b>	320	350
<b>Fumbles-Lost</b>	0-0	0-0
<b>Penalties-Yards</b>	7-39	2-15
<b>Time of Possession</b>	29:21	30:39

**RUSHING:** MU - Sinisi 21-138, Giles 6-9, Burke 4-0, Romeo 1--7 URI - Hughes 15-46, Lawrence 4-27, Casey 3-14, Cassidy 9-14

**PASSING:** MU - Burke 18-26-2 180; URI - Cassidy 18-31 257, Leonard 0-1 0

**RECEIVING:** MU - Nalbone 4-20, Dowens 3-30, Sinisi 3-29, Yudin 2-31, Giles 1-30, Romeo 1-13, Easley 1-10, Salomon 1-9, D'Urso 1-4, Kiley 1-4 URI - Leonard 6-80, Bellini 3-55, Evans 3-46, Bynum 3-8, Hughes 2-62, Johnson-Farrell 1-6



# 2008 GAME RECAPS

**Maine Blackbears 21**

**Coastal Carolina 26**

**Monmouth Hawks 30**

**Monmouth Hawks 17**

**Monmouth Hawks 7**

**Bryant Bulldogs 17**

**Sept. 6, 2008**

Kessler Field F West Long Branch, N.J.

The Monmouth University football team fell to the University of Maine 21-17 on a rain-soaked afternoon last Saturday at Kessler Field. The Hawks fall to 0-2 on the season while the Black Bears improve to 1-1.

In the game, Monmouth's David Sinisi ran 29 times for a season-high 182 yards and two scores to go along with two catches for 30 yards. On second and 10 in the fourth quarter, Sinisi took a handoff for six yards to move ahead of Chris Reed for the most rushing yards in school history with 2,258. Sinisi, who is technically a redshirt junior, has rushed for three straight 100-yard games dating back to the season finale in 2007.

On a fourth-and-21 from the Monmouth 23-yard line with 2:49 left in the fourth quarter, Maine quarterback Adam Farkes lofted a pass towards the end zone that was deflected by a MU player and caught by tight end Derek Buttles for what proved to be the deciding score, putting Maine up 21-17. The Hawks were unable to mount an offensive effort on the ensuing possession and Maine ran out the clock for the win.

After the teams traded punts to begin the affair, the Hawks scored the game's first points when Fred Weingart (New Egypt, N.J./New Egypt) connected on a 27-yard field goal to cap off a 13-play, 66-yard drive that took 6:04 off the clock, giving MU a 3-0 lead. After nearly a full quarter of scoreless play, the Hawks added to their lead when David Sinisi broke loose for a 33-yard touchdown run down the right sideline to finish off a 10-play, 66-yard drive and give Monmouth a 10-0 lead with 1:04 to go before halftime.

Maine got their offense going on the ensuing possession when Farkes led the Black Bears down the field in a two-minute drill, culminating in a 16-yard touchdown pass to Landis Williams to cut the MU lead to 10-7 at the half.

The Black Bears scored first after intermission when Farkes fired his second touchdown pass of the game, this one a 27-yarder to Jeremy Kelley in the right corner of the end zone to put the guests up 14-10 with 5:37 left in the third quarter. The Hawks answered with a touchdown of their own, this one a Sinisi one-yarder to cap off a 12-play, 75-yard march that took 6:25 off the clock, giving MU a 17-14 lead with just under 10 minutes to play.

SCORE BY QUARTERS	1	2	3	4	SCORE
MAINE	0	7	7	7	21
MU	3	7	0	7	17

**SCORING SUMMARY:**  
 1st 01:11 MU WEINGART 27 yd field goal,  
 2nd 01:04 MU SINISI, David 33 yd run (WEINGART kick)  
 00:24 MAINE Williams 16 yd pass from Farkes (Harvey kick)  
 3rd 05:37 MAINE Kelley 27 yd pass from Farkes (Harvey kick)  
 4th 09:23 MU SINISI, David 1 yd run (WEINGART kick)  
 02:49 MAINE Buttles 23 yd pass from Farkes (Harvey kick)

	MAINE	MU
FIRST DOWNS	18	14
RUSHES-YARDS	37-131	36-182
PASSING YDS	207	95
Passes Att-Comp-Int	28-17-0	26-10-0
TOTAL OFFENSE PLAYS-YARDS	65-338	62-277
Penalties-Yards	4-30	3-20
Possession Time	30:13	29:47
Third-Down Conversions	5 of 14	7 of 16
Red-Zone Scores-Chances	2-4	2-2

**RUSHING: MAINE**-Fluellen 26-102; Farkes 4-22; Boone 3-13; Session 1-2; **MU**-SINISI, David 29-182; GILES, Bobby 3-8; TEAM 1-minus 2; BURKE, Brett 3-minus 6.

**PASSING: MAINE**-Farkes 17-27-0-207; TEAM 0-1-0-0. **MU**-BURKE, Brett 10-26-0-95.

**RECEIVING: MAINE**-Williams 6-61; Fluellen 3-11; Buttles 2-55; Kelley 2-29, Turcotte 2-19; Brusko 1-26; Jones 1-6.

**Sept. 13, 2008**

Kessler Field F West Long Branch, N.J.

The Monmouth University football team dropped a 26-7 decision to Coastal Carolina on Saturday afternoon at Kessler Field.

The Hawks defense stiffened on the first drive of the game and CCU kicker Justin Durham converted a 28-yard field goal to give the visitors the initial 3-0 lead with 8:05 left in the first quarter. The kick capped a 9-play, 72-yard drive that took 2:52 off the clock.

On the ensuing Monmouth possession after the field goal, MU quarterback Brett Burke attempted a fade pass to Rodney Salomon that was picked off by Marrio Norman, giving the Chants the ball at their own 35-yard line. After a 42-yard pass and catch from MacDowall to receiver Jamar Anderson brought CCU down to the 2-yard line, running back Vince Starr completed the drive by burrowing into the end zone to give the Chants a 10-0 lead with 4:16 remaining in the first quarter.

The Chants then moved deep into MU territory after a scramble by MacDowall and a completion to Usher, aided by a pair of Monmouth personal fouls. The Hawks defense came up with a turnover as Jose Gumbs recovered a MacDowall fumble deep in MU territory, but the Hawks gave the ball right back when Bobby Giles fumbled around his own 20-yard line, setting the Chants up in good field position.

MacDowall then responded by firing an 18-yard touchdown pass to receiver Brandon Whitley to give CCU a 17-0 lead midway through the second quarter.

With less than a minute left in the first half, MU defensive end David Kennedy sacked MacDowall to force a third-and-12, and defensive back Ken Amsel broke up the pass on the next play. Durham then converted a 38-yard field goal to put CCU up 20-0 with 13 seconds remaining in the first half.

Coastal answered after MU turned the ball over on downs when Jamie Fordham scored a five-yard touchdown on their ensuing drive, but the extra point was missed, putting the Chants up 26-0 with 7:53 left in third quarter.

The Hawks got the crowd back on their feet when Amsel picked off a MacDowall pass with 7:20 left in the fourth quarter and returned it to the Chant's 20-yard line. From there, quarterback Andrew Mandeville engineered a short scoring drive that ended when Giles powered his way into the end zone from three yards out to cut the lead to 26-7 with 5:22 left in the game.

COASTAL CAROLINA	10	10	6	0	26
MONMOUTH	0	0	0	7	7

CCU - Durham 28 yard field goal 8:05 - 1st  
 CCU - Starr 2 yard run (Durham kick) 4:16 - 1st  
 CCU - Whitley 18 yard pass from MacDowall (Durham kick) 7:32 - 2nd  
 CCU - Durham 38 yard field goal :13 - 2nd  
 CCU - Fordham 5 yard run (Durham kick failed) 7:53 - 3rd  
 MU - Giles 3 yard run (Weingart kick) 5:22 - 4th

	CCU	MU
First Downs	23	16
Rushes - Yards	42-183	35-142
Passing Yards	233	125
Passes (C-A-I)	17-26-1	18-31-2
Total Offense	416	267
Fumbles-Lost	4-2	1-1
Penalties-Yards	5-40	5-46
Time of Possession	27:03	32:57

**RUSHING: CCU** - O'Neal 13-53, Sitton 10-51, Fordham 6-39, MacDowall 7-29, Childers 2-6, Starr 3-5, Jones 1-0 **MU** - Sinisi 21-79, Mandeville 4-27, Giles 7-21, Burke 1-10, Yudin 1-7, TEAM 1--2

**PASSING: CCU** - MacDowall 17-26-1-233; **MU** - Burke 14-26-2-84, Mandeville 4-5-0-41

**RECEIVING: CCU** - Usher 5-80, Whitley 4-39, O'Neal 2-20, Fordham 2-10, Anderson 1-41, Willis 1-19, Jones 1-15, Greene 1-9 **MU** - Romeo 4-34, Nalbhone 3-12, Yudin 3-9, Kiley 2-39, Easley 2-19, Salomon 2-3, Sinisi 1-7, Giles 1-2

**Sept. 20, 2008**

Bulldog Stadium F Smithfield, R.I.

Monmouth University's football team got its first victory of the 2008 season this past Saturday with a 30-17 victory over future Northeast Conference member Bryant College.

Running back David Sinisi ran for a pair of touchdowns to lead MU, the first of which made him Monmouth's all-time leading scorer. The Hawk defense forced two turnovers and had four sacks as head coach Kevin Callahan earned his 90th career victory.

After the teams traded punts, MU QB Brett Burke found a wide open John Nalbhone for a touchdown to give the Blue & White a 7-0 lead with 9:05 left in the first. Bryant quarterback Graber completed six straight passes on the next drive, the last one going for a five yard touchdown pass to Solimando to tie the game at 7-7.

On MU's next drive, Fred Weingart converted a 20 yard field goal with just over 10 minutes in the second half left, MU led 10-7.

Cornerback Ken Amsel picked off his second pass of the season after Graber was hit by Kevin Walsh while throwing, setting up the Hawk offense at their own 39 yardline. With junior Andrew Mandeville under center, MU moved the ball into Bryant territory but a personal foul backed the Hawks up with a second and 17 from their own 44. Evading pressure, Mandeville hit running back Bobby Giles for a 20 yard pass reception. Three plays later Giles finished the drive with a three yard touchdown run, his second of the season.

The Bulldogs set themselves up with a first and goal after halftime from the four but MU's defense came up with three straight stops, forcing Bryant to settle for a field goal, cutting the lead to 17-10 with 7:30 left in the third quarter.

Sinisi answered for MU, barreling into the endzone, becoming the Hawks all-time leading scoring in the process. Monmouth missed the extra point after a bad hold but held a 23-10 lead with 13:05 to play in regulation.

On fourth down, MU linebacker T.J. Cerezo intercepted a tipped ball in the endzone and the Hawks took over on their own 20. Three straight Sinisi runs, including a 70 yard touchdown run, ended the drive, with MU ahead 30-10 with 7:34 showing on the clock.

Graber hit Solimando late in the game for his second touchdown reception, cutting the MU lead to 30-17 with 1:57 left on the clock.

MONMOUTH	7	10	0	13	30
BRYANT	7	0	3	7	17

MU - Nalbhone 6 yard pass from Burke (Weingart kick) 9:05 - 1st  
 BRY - Solimando 5 yard pass from Graber (Bird kick) 3:32 - 1st  
 MU - Weingart 20 yard field goal 11:28 - 2nd  
 MU - Giles 3 yard run (Weingart kick) 1:50 - 2nd  
 BRY - Bird 19 yard field goal 7:30 - 3rd  
 MU - Sinisi 2 yard run (Mandeville rush failed) 13:05 - 4th  
 MU - Sinisi 70 yard run (Weingart kick) 7:34 - 4th  
 BRY - Solimando 4 yard pass (Bird kick) 1:57 - 4th

	MU	BRY
First Downs	14	20
Rushes - Yards	34-218	30-56
Passing Yards	179	261
Passes (C-A-I)	15-17-0	26-46-2
Total Offense	397	317
Fumbles-Lost	1-1	1-0
Penalties-Yards	9-81	4-32
Time of Possession	28:30	31:30

**RUSHING: MU** - Sinisi 26-171; Giles 6-24; Burke 1-15; Mandeville 1-8 **BRY** - Gamble 15-43; Smith 9-29; Canfora 1-3; Graber 5--19

**PASSING: MU** - Burke 13-15-0-150; Mandeville 2-2-0-29 **BRY** - Graber 26-45-1-261; TEAM 0-1-0-0

**RECEIVING: MU** - Kiley 3-37; Easley 3-6; Dowens 2-75; Salomon 2-19; Nalbhone 2-10; Giles 1-20; Romeo 1-8; Sinisi 1-4 **BRY** - DiNaso 5-70; Giffune 5-45; Solimando 5-42; South 3-41; Buckley 3-37; Gamble 3-16; Smith 1-8; Canfora 1-2

## 2008 GAME RECAPS

**Monmouth Hawks 34**

**Saint Francis - Pa. 15**

**Monmouth Hawks 31**

**Robert Morris 26**

**Monmouth Hawks 42**

**Wagner Seahawks 17**

**Sept. 27, 2008**

Joe Walton Stadium F Moon Twp., Pa.

Monmouth picked up their first conference victory of the season with a 34-26 victory at Robert Morris on Saturday.

After two straight David Sinisi runs set up a third and goal, Burke dropped back and hit Nalbhone in the right corner of the endzone to give the Hawks a 7-0 lead with 7:49 to go in the first.

Burke used his legs to get the Hawks into Colonial territory on their next drive, turning a third and long into a 22 yard carry. On the next play, wide receiver Rodney Salomon took a reverse 36 yards toeing the line into the endzone to put the Hawks up 14-7 with 11:02 to play.

Two plays later Cwalinski hit James O'Quinn for the second Colonial TD. On the extra point, cornerback Ken Amsel appeared to get a hand on the ball, forcing the ball to miss the upright left as MU held a 14-13 lead.

On the following second down, Burke went deep to Yudin, who stretched his arms over the endzone to score the Hawks' third touchdown. Robert Morris moved the ball to the Monmouth 35 but the drive stalled there and MU held a 21-13 edge going into the break.

Two straight third down conversions by Sinisi set up the Hawks with a first and goal situation from the nine, when the senior took the ball the rest of the way for his 36th career touchdown, putting the Hawks up 28-19 with 4:58 to go.

A 44-yard pass from Burke to Nick Romeo set up a first and goal which led directly to a one-yard Bobby Giles touchdown. The TD marked the third straight game in which the redshirt sophomore tallied a rushing score. With over 14 minutes left in the game, MU led 34-19.

Two straight Cwalinski completions put the ball on the Monmouth 13 before Russ took the ball off tackle to the right, bounced the ball outside and ran in untouched for Robert Morris' fourth score. After the four play-86 yard drive, RMU trailed 34-26 with 13:05 to play.

Burke finished with 211 yards through the air, his first 200-yard performance of the season. Sinisi claimed his fourth 100-yard rushing performance of the year, finished with a career-high 33 carries for 152 yards and one touchdown. Yudin led the wideouts with 71 yards, including his career-best 46 yard touchdown.

30

<b>MONMOUTH</b>	<b>7</b>	<b>14</b>	<b>7</b>	<b>6</b>	<b>34</b>
<b>Robert Morris</b>	<b>0</b>	<b>13</b>	<b>6</b>	<b>7</b>	<b>26</b>

MU - Nalbhone 10 yard pass from Burke (Weingart kick) 7:49 - 1st  
 RMU - Flowers 8 yard pass from Cwalinski (Clawson kick) 13:36 - 2nd  
 MU - Salomon 36 yard run (Weingart kick) 11:02 - 2nd  
 RMU - O'Quinn 12 yard pass from Cwalinski (Clawson kick failed) 3:05 - 2nd  
 MU - Yudin 46 yard pass from Burke (Weingart kick) 1:38 - 2nd  
 RMU - Kings 11 yard pass from Cwalinski (Johnson rush failed) 10:30 - 3rd  
 MU - Sinisi 9 yard run (Weingart kick) 4:58 - 3rd  
 MU - Giles 1 yard run (Weingart kick failed) 14:54 - 4th  
 RMU - Russ 11 yard run (Clawson kick) 13:05 - 4th

	<b>MU</b>	<b>RMU</b>
<b>First Downs</b>	24	19
<b>Rushes - Yards</b>	47-245	31-198
<b>Passing Yards</b>	211	197
<b>Passes (C-A-I)</b>	27-16-0	23-11-0
<b>Total Offense</b>	456	395
<b>Fumbles-Lost</b>	1-0	0-0
<b>Penalties-Yards</b>	6-98	8-123
<b>Time of Possession</b>	36:59	23:01

**RUSHING:** MU - Sinisi 33-147, Giles 9-40, Salomon 1-36, Burke 2-24, Team 2--2. **RMU** - Russ 25-205, Link 2-6, Johnson 1-1, Cwalinski 3--14.

**PASSING:** MU - Burke 16-27-0-211. **RMU** - Cwalinski 11-23-0-197.

**RECEIVING:** MU - Nalbhone 6-42, Yudin 3-71, Romeo 2-49, Dowens 1-17, Kiley 1-16, Sinisi 1-11, Easley 1-3, Salomon 1-2. **RMU** - Flowers 4-53,

**Oct. 4, 2008**

Kessler Field F West Long Branch, N.J.

The Monmouth University football team, behind a school-record 247 rushing yards and four rushing touchdowns from David Sinisi, downed Saint Francis 42-15 in Northeast Conference play last week.

MU outgained the Red Flash 413-361 in the game and held a 260-39 advantage in rushing yards. Sinisi ran for his school record yards on 32 carries, one shy of his career-high for carries in a game.

Michel Avent returned the opening kickoff 45 yards to the SFU 41-yard line, setting Monmouth up with good starting field position to begin the game. The Hawks moved the ball efficiently down the field on their first drive as Sinisi capped off an eight-play, 41-yard drive with a touchdown with 10:37 left in first quarter. The Hawks held SFU to a three-and-out on their first drive of the game and Sinisi found the endzone on the ensuing MU jaunt, scoring from 10 yards out to increase the lead to 14-0 midway through the second quarter.

Later in the second quarter, Andrew Mandeville came on at quarterback and had the offense moving, but he threw an interception to Robert Horne in SFU territory. The Red Flash turned the pick into points when quarterback George Little scored a rushing touchdown from one-yard out, but Garrett Culloo blocked the extra point to keep the score 14-6 MU late in the second quarter.

Monmouth responded to the Saint Francis score with a 6-play, 74-yard scoring drive in 1:44 that Sinisi took into the endzone for his third score of the half to make it 21-6.

Saint Francis took the second half's opening kickoff and drove 71 yards on 11 plays, converting on a Zak Campbell 20-yard field to cut the lead to 21-9 with 10:43 left in the third quarter. Monmouth again answered the Red Flash score with one of their own as Burke found Romeo on a six-yard touchdown to increase the lead to 28-9.

SFU came right back and responded to the Monmouth score when they converted a fourth-and-four on their scoring drive; Omar Winston scored on an 11-yard reverse to cut the lead to 28-15 with 3:34 left in the third period. Monmouth continued their scoring streak when Sinisi scored his fourth rushing touchdown of the day from six yards out, capping off a seven-play, 46-yard drive to make the score 35-15.

Midway through the fourth quarter, Sinisi ripped off a 50-yard scamper to give him a new career-high in rushing yards in a game. Burke and Rodney Salomon ended the drive that Sinisi set his record on with a two-yard scoring connection to make the MU lead 42-15.

<b>Saint Francis</b>	<b>0</b>	<b>6</b>	<b>9</b>	<b>0</b>	<b>15</b>
<b>Monmouth</b>	<b>14</b>	<b>7</b>	<b>14</b>	<b>7</b>	<b>42</b>

MU - Sinisi 1 yard run (Weingart kick) 10:37 - 1st  
 MU - Sinisi 10 yard run (Weingart kick) 7:04 - 1st  
 SFU - Little 1 yard run (Campbell kick blocked) 2:39 - 2nd  
 MU - Sinisi 10 yard run (Weingart kick) 00:47 - 2nd  
 SFU - Campbell 20 yard field goal 10:43 - 3rd  
 MU - Romeo 6 yard pass from Burke (Weingart kick) 6:59 - 3rd  
 SFU - Winston 11 yard run (Sipe rush failed) 3:25 - 3rd  
 MU - Sinisi 6 yard run (Weingart kick) 00:16 - 3rd  
 MU - Salomon 2 yard pass from Burke (Weingart kick) 3:33 - 4th

	<b>SFU</b>	<b>MU</b>
<b>First Downs</b>	19	22
<b>Rushes - Yards</b>	17-39	40-260
<b>Passing Yards</b>	322	153
<b>Passes (C-A-I)</b>	59-32-0	25-18-2
<b>Total Offense</b>	76-361	65-413
<b>Fumbles-Lost</b>	0-0	0-0
<b>Penalties-Yards</b>	2-20	4-46
<b>Time of Possession</b>	28:41	31:19

**RUSHING:** SFU - Williams 9-25, Winston 1-11, Little 7-3. **MU** - Sinisi 32-247, Mandeville 2-13, Giles 4-8, TEAM 1--2, Burke 1--6.

**PASSING:** SFU - Little 32-58-0-322. TEAM 0-1-0-0. **MU** - Burke 17-22-1-147, Mandeville 1-3-1-6.

**RECEIVING:** SFU - Williams 11-78, Winston 9-119, Colmer 4-15, Howze 3-66, Zarnich 2-12, Parker 1-17, Gillman 1-13, Dixon 1-2. **MU** - Nalbhone 6-91, Kiley 3-17, Romeo 2-25, Yudin 2-13, Salomon 2-8, D'Urso 1-2,

**Oct. 11, 2008**

Wagner College Stadium F Staten Island, N.Y.

The Monmouth Hawks scored a pair of fourth quarter touchdowns within three minutes of each other to break a tie game en route to a 31-17 victory over Wagner on Saturday.

The two teams entered the fourth quarter knotted at 17, before quarterback Brett Burke found a wide open John Nalbhone for the go ahead touchdown with 6:48 to play in regulation. After a Wagner turnover on the following series, back Dave Sinisi clinched the win with a 22 yard scoring scamper, his third of the day. The Hawks improved to 4-3 overall (3-0 NEC) with the win, while Wagner fell to 2-4 (0-2 NEC).

Burke had an impressive day throwing, completing 23-of-28 passes for 152 yards and one touchdown, while Sinisi had 16 rushes for 137 yards and a trio of scores.

The Hawks appeared to force a three and out on Wagner's first possession but a roughing the kicker call gave the Seahawks a first down along with a free 15 yards. On second and long, Abbey dropped back for a play action pass and found wideout Tyrone Collins on one-on-one coverage for a Wagner touchdown.

Down by a touchdown, it took two plays for the MU offense to move into Wagner territory. Mixing in the run and the pass, the Hawks set up a first and 10 from the Wagner 15 on a nine yard Nick Romeo reception. One play later Sinisi took the ball to the left side, breaking two Seahawk tackles en route to the Hawks' first touchdown of the game.

Collins caught his second touchdown pass of the afternoon on a 16 yard flag route, giving the Seahawks a 14-10 advantage with 2:11 showing on the clock. On a third and two, Sinisi took the ball up the middle, going untouched for 32 yards and the Hawks' second touchdown. The run, capped a four-play 61 yard drive that put the Hawks back up 17-14 with 13:15 to play in the third quarter.

Back-to-back first down passes from Abbey set the home squad up on the MU 34, before he hit Woods on a fade at the Hawk eight. On second down, Abbey was dropped by David Kennedy (Fort Lee, N.J./Paterson Catholic) and T.J. Cerezo (Stanhope, N.J./Lenape), setting up a third and goal from the 16. The Seahawks tried a draw, which was snuffed out by cornerback Joe Arneith (Jackson, N.J./Jackson Memorial) setting up a 34 yard Eric Ortiz field goal attempt. After Ortiz's field goal, the game was tied 17-17.

After the two teams' traded punts in the early part of the fourth quarter before the Hawks moved the ball down to the Seahawk 29 on a six-yard third down Sinisi run. On first down, Burke hit a wide open Nalbhone for a 16 yard completion and the go-ahead touchdown with 6:48 to play in the fourth quarter.

On Wagner's next possession, Abbey fumbled and the ball shot backwards where it was recovered by MU linebacker Joe Valenti (Bayonne, N.J./St. Peter's Prep). One play later, Sinisi went untouched off the right side for a 22 yard score to push the Hawk lead to 31-17 with 4:21 to play in regulation.

Giles had a career-high 75 yards on 17 carries, while Kiley hauled in six passes for a career-best 58 yards. Nalbhone finished with five catches for 32 yards.

The Monmouth defense held Wagner to 228 yards of total offense, including 71 on the ground. Abby was 13-of-24 throwing two touchdowns and one interception. Ryan Middleton led the Seahawks with 55 yards on the ground while Woods finished with three catches for 59 yards.

<b>MONMOUTH</b>	<b>7</b>	<b>3</b>	<b>7</b>	<b>14</b>	<b>31</b>
<b>Wagner</b>	<b>7</b>	<b>7</b>	<b>3</b>	<b>0</b>	<b>17</b>

WC - Collins 22 yard pass from Abbey (Ortiz kick) 7:44-1st  
 MU - Sinisi 15 yard run (Weingart kick) 3:52 - 1st  
 MU - Weingart 42 yard Field goal 5:31 - 2nd  
 WC - Collins 16 yard pass from Abbey (Ortiz kick) 2:11 - 2nd  
 MU - Sinisi 32 yard run (Weingart kick) 13:15 - 3rd  
 WC - Ortiz 34 yard Field goal 8:56 - 3rd  
 MU - Nalbhone 16 yd pass from Burke (Weingart Kick) 6:48 - 4th  
 MU - Sinisi 22 yard run (Weingart kick) 4:21 - 4th

	<b>MU</b>	<b>WC</b>
<b>First Downs</b>	21	17
<b>Rushes - Yards</b>	37-195	33-71
<b>Passing Yards</b>	152	157
<b>Passes (C-A-I)</b>	23-28-0	13-24-1
<b>Total Offense</b>	347	228
<b>Fumbles-Lost</b>	1-1	2-1
<b>Penalties-Yards</b>	6-73	3-35
<b>Time of Possession</b>	32:35	27:25

**RUSHING:** MU - Sinisi 16-137 3TD, Giles 17-75, Burke 4--17

**WC** - Middleton 13-55, Davis 17-42, Abbey 3--26.

**PASSING:** MU - Burke 23-28-0 152 1 TD; **WC** - Abbey 13-24-2 157 2TD.

**RECEIVING:** MU - Kiley 6-58, Nalbhone 5-31, Romeo 3-32, Yudin 3-17,

Easley 2-5, Salomon 1-5, Dowens 1-5, Burke 1-0, Giles 1-0; **WC**

-Woods 3-59, Collins 3-39 2TD, Trueblood 2-25, Zagorski 2-22,

Crawford 1-9, Middleton 1-2, O'Reilly 1-1.



# 2008 GAME RECAPS

Central Conn. St. 20

Monmouth Hawks 17

Sacred Heart 7

Monmouth Hawks 30

Albany Great Danes 35

Monmouth Hawks 19

Oct. 25, 2008

Kessler Field F West Long Branch, N.J.

The Monmouth University football team defeated Northeast Conference rival Central Connecticut State 30-20 on Homecoming at Kessler Field on Saturday afternoon. In the game, Monmouth running back David Sinisi scored four rushing touchdowns and tied former Wagner running back Rick Sarille for the NEC all-time scoring record with 300 career points.

Sinisi finished with 194 rushing yards on 29 carries to go along with his four scores. Bobby Giles added 76 rushing yards on eight carries while quarterback Brett Burke was 8-of-17 throwing the football for 93 yards on a very windy afternoon.

The Blue Devils took the game's initial lead when running back James Mallory scored on a four-yard touchdown, but Joe Izzo missed the extra point, to make the score 6-0 CCSU with 6:57 remaining in the first quarter. Central's initial drive went 13 plays and 73 yards, taking 6:10 off the clock. The Hawks, and more specifically Sinisi, responded with four unanswered scoring drives in a row, all capped off by Sinisi rushing touchdowns. His first score of the afternoon game MU a 7-6 lead with 3:32 left in the first quarter. The senior's second score, which came from 17 yards out, gave the Hawks a 14-6 lead with less than a minute left in the opening quarter.

The second quarter began the same way the first one ended with the Cedar Grove, N.J. native scoring from three yards out to push the lead to 21-6, which was the score at halftime. The Hawks then scored the second half's first touchdown when Sinisi rumbled in from 30 yards out.

Mallory scored his second touchdown of the afternoon to cut the lead to 27-13 with 3:02 left in the third quarter, but MU responded with a Eric McCutcheon 24-yard field goal, the sophomore's first of his career. The scoring concluded when Mallory scored his third and final touchdown to make the final 30-20 score with 7:01 left in the fourth quarter.

The Hawks outgained CCSU 380-316, including 287-254 on the ground. John Nalbone hauled in three passes for 58 yards while Chris Kiley caught three passes for 13 yards.

Joe Valenti paced the MU defense with seven tackles, including a half a tackle for loss. Joe Arneith added six tackles, including five solo stops while Chris Mastrangelo contributed six stops. David Kennedy added a sack and four tackles and Kenny Amsel added two tackles, his team-leading third interception of the season and two pass break-ups.

Nov. 1, 2008

University Field F Albany, N.Y.

Monmouth University surrendered a 14 point halftime lead, dropping their first Northeast Conference contest of the season by a score of 35-17 to the University of Albany on November 1.

Monmouth held a 14-0 halftime lead on a pair of Brett Burke touchdown passes, while the defense held All-NEC back David McCarty to 23 yards in the first half of play. The second half was a completely different story as the Great Danes outscored the visiting Hawks 35-3.

After the opening kickoff sailed out of bounds and MU's offense took over on their own 40, Burke completed his first pass of the afternoon to Chris Kiley for a gain of eight yards. On second down Burke connected with Nick Romeo for a 21 yard touchdown strike, putting the Hawks up 7-0.

The second quarter began with Burke hitting his seventh consecutive completion, this one a six yard pass to Troy Yudin. On third and six Burke unleashed a pass over the middle that tight end John Nalbone caught in traffic for a 15-yard touchdown catch, his fourth of the season.

With Albany getting the ball first in the second half, Gannon took the kickoff to midfield, setting up the Great Danes with great field position. The home squad converted two third down conversions, before a facemask call on a six yard McCarty run set the Danes up with a first and 10 from the Hawk 11 yard line. On third down from the MU seven, Esposito hit wideout Tim Bush for a touchdown.

Monmouth's offense was held to a three and out for the second straight possession and Albany took over at the MU 48. Albany's Bush took a reverse the 19 yards needed to tie the game up with 6:26 to play to answer.

After a Sinisi fumble, Albany's Bush was hammered by Amsel after a first down reception, popping the ball loose where Stolarz recovered it at the Albany 20. Three plays later Weingart converted a 28 yard field goal attempt, regaining Monmouth the lead 17-14 with 4:20 to play in the third quarter.

The first play of the final quarter gave the Great Danes the lead, when Esposito plowed in on a quarterback sneak. Glass' extra point put the game at 21-17 with 14:55 to play in the game.

On third and one, McCarty appeared to be stopped but broke the tackle and took the ball 19 yards for Albany's fourth touchdown. The score extended McCarty's consecutive-games-with-a-touchdown streak to 17 games.

A three and out with 5:27 remaining all but doomed the Hawks as Daniels' punt was fair caught by Gannon at Albany's 44 yard line. Four minutes later, Esposito scored his second touchdown on the game to ice the game for the Great Danes.

Nov. 7, 2008

Kessler Field F West Long Branch, N.J.

The Monmouth University football team defeated Sacred Heart 19-7 in Northeast Conference play at a rainy Kessler Field on Saturday. The Hawks improve to 6-4 and 5-1 in the league with the win, while Sacred Heart falls to 8-2 and 4-2 in the conference with the loss. In the game, Monmouth's David Sinisi became the NEC's all-time leading scorer when he scored his first of two touchdowns late in the third quarter. He came in to the game tied with former Wagner running back Rick Sarille at 300 points.

The Monmouth defense was the story of the day, limiting the league's best offense to 183 total yards, 186 below their season average and seven points, 26.2 points below their league-best mark of 33.2 points per contest. Both totals represent season-lows for the Pioneers offense.

Monmouth kicked got a pair of field goals from Fred Weingart early to take a 6-0 lead early in the second quarter. Sacred Heart responded with an 18-play, 84-yard drive of their own, capped off when quarterback Dale Fink hit running back Evin Jones on a one-yard touchdown pass on fourth-and-goal to put the Pioneers up 7-6 at halftime.

Sinisi took over after halftime, scoring a pair of rushing touchdowns, the first of which set the conference scoring record. The senior ran 29 times for 87 yards in the game. Quarterback Brett Burke enjoyed his finest performance of the season, completing 20-of-25 passes for 227 yards in a steady rain. John Nalbone hauled in five passes for 71 yards in the game, while Rodney Salomon caught three passes for 41 yards. Steve Downes made three catches for 37 yards while Nick Romeo caught of passes for 21 yards.

The Monmouth defense, which limited Jones to 26 yards, almost 100 below his season average, was paced by Jeff Brady eight tackles and first career interception. Kendall Haley made seven tackles, including four solo stops. David Kennedy made two tackles-for-loss and had a sack and a pass break-up in the game.

Fink was 19-of-33 passing for 150 yards in the game, 75 yards below his season average. Tony Patterson caught six passes for 47 yards while Steve Tedesco pulled down five passes for 52 yards. Brian Flumere made nine tackles in the game for SHU, while Rich Marrone made six stops.

The game also marked Senior and Family Day, and the Hawks celebrated their 13 senior student-athletes playing in their final home game.

<b>CCSU</b>	<b>6</b>	<b>0</b>	<b>7</b>	<b>7</b>	<b>20</b>
<b>MONMOUTH</b>	<b>14</b>	<b>7</b>	<b>6</b>	<b>3</b>	<b>30</b>

CCSU - Mallory 4 yard run (Izzo kick failed) 6:57 - 1st  
 MU - Sinisi 3 yard run (Weingart kick) 3:32 - 1st  
 MU - Sinisi 17 yard run (Weingart kick) 00:54 - 1st  
 MU - Sinisi 3 yard run (Weingart kick) 9:13 - 2nd  
 MU - Sinisi 30 yard run (Weingart kick) 11:24 - 3rd  
 CCSU - Mallory 3 yard run (Izzo kick) 3:02 - 3rd  
 MU - McCutcheon 24 yard feild goal 13:40 - 4th  
 CCSU - Mallory 3 yard run (Izzo kick) 7:01 - 4th

	<b>CCSU</b>	<b>MU</b>
<b>First Downs</b>	19	18
<b>Rushes - Yards</b>	45-254	43-287
<b>Passing Yards</b>	62	93
<b>Passes (C-A-I)</b>	27-7-1	17-8-0
<b>Total Offense</b>	72-316	60-380
<b>Fumbles-Lost</b>	0-0	1-1
<b>Penalties-Yards</b>	5-38	4-30
<b>Time of Possession</b>	28:14	31:46

**RUSHING:** CCSU- Mallory 24-134, Norris 8-49, Vargas 8-49  
 MU- Sinisi 29-194, Giles 8- 76, Burke 2-13

**PASSING:** CCSU- Norris 6-18-0-61, Wanket 1-7-1-1 MU - Burke 8-17-0-93

**RECEIVING:** CCSU- Roberts 4-31, Gomes 1-13, Colagiovanni 1-10, Paul 1-8 MU- Nalbone 3-58, Kiley 3-13, Dowens 1-14, Romeo 1-8

<b>MU</b>	<b>7</b>	<b>7</b>	<b>3</b>	<b>0</b>	<b>17</b>
<b>Albany</b>	<b>0</b>	<b>0</b>	<b>14</b>	<b>21</b>	<b>35</b>

MU - Romeo 21 yard pass from Burke (Weingart kick) 9:46 - 1st  
 MU - Nalbone 15 yard pass from Burke (Weingart kick) 10:23 - 2nd  
 Albany - Bush 6 yard pass from Esposito (Glass kick) 10:52 - 3rd  
 Albany - Bush 17 yard run (Glass kick) 6:26 - 3rd  
 MU - Weingart 27 yard field goal 4:20 - 3rd  
 Albany - Esposito 1 yard run (Glass kick) 14:55 - 4th  
 Albany - McCarty 14 yard run (Glass kick) 6:14 - 4th  
 Albany - Esposito 1 yard run (Glass kick) 2:00 - 4th

	<b>MU</b>	<b>Albany</b>
<b>First Downs</b>	14	23
<b>Rushes - Yards</b>	32-137	47-273
<b>Passing Yards</b>	141	107
<b>Passes (C-A-I)</b>	28-17-0	20-13-0
<b>Total Offense</b>	60-278	67-380
<b>Fumbles-Lost</b>	3-2	2-2
<b>Penalties-Yards</b>	5-51	6-68
<b>Time of Possession</b>	31:21	28:39

**RUSHING:** MU- Sinisi 27-118, Giles 4-26, Burke 1--7. Albany- McCarty 31-208, Esposito 11-37, Bush 1-17, Simmons 3-10, Gannon 1-1.

**PASSING:** MU- Burke 17-28-0-141. Albany- Esposito 13-20-0-107.

**RECEIVING:** MU- Kiley, 4-37, Yudin 4-27, Nalbone 3-37, Romeo 2-26, Sinisi 2-3, Salomon 1-9, D'Urso 1-2. Albany- Bush 9-83, McCarty 2-10, Archer 1-8, Poore 1-6.

<b>SHU</b>	<b>0</b>	<b>7</b>	<b>0</b>	<b>0</b>	<b>7</b>
<b>MU</b>	<b>3</b>	<b>3</b>	<b>7</b>	<b>6</b>	<b>19</b>

MU - Weingart 41 yard field goal 10:17 - 1st  
 MU - Weingart 24 yard field goal 11:42 - 2nd  
 SHU - Jones 1 yard pass from Fink (Schroeder kick) 2:27 - 2nd  
 MU - Sinisi 3 yard run (Weingart kick) 00:26 - 3rd  
 MU - Sinisi 12 yard run (Burke pass failed) 8:58 - 4th

	<b>SHU</b>	<b>MU</b>
<b>First Downs</b>	12	20
<b>Rushes - Yards</b>	15-33	34-80
<b>Passing Yards</b>	150	227
<b>Passes (C-A-I)</b>	33-19-1	26-20-0
<b>Total Offense</b>	48-183	60-307
<b>Fumbles-Lost</b>	0-0	0-0
<b>Penalties-Yards</b>	9-75	11-65
<b>Time of Possession</b>	23:14	36:39

**RUSHING:** SHU- Jones 10-26, Fink 3-4, Friedman 2-3. MU- Sinisi 29-87, Giles 4-5, Burke 1--12.

**PASSING:** SHU- Fink 19-33-1-150. MU- Burke 20-25-0-227. Team 0-1-0-0.

**RECEIVING:** SHU- Patterson 6-47, Tedesco 5-52, Rossi 4-29, Jones 3-15, Kemp 1-7. MU- Nalbone 5-71, Salomon 3-41, Dowens 3-37, Romeo 2-21, Yudin 2-18, Easley 2-16, Sinisi 1-14, Kiley 1-5, Giles 1-4.

## 2008-09 GAME RECAPS

**Monmouth Hawks 30**

**Colgate Raiders 35**

**Coastal Carolina 24**

**Duquesne Dukes 14**

**Monmouth Hawks 23**

**Monmouth Hawks 17**

**Nov. 14, 2008**

Rooney Field F Pittsburgh, Pa.

Monmouth's offense racked up a season-high 497 yards while junior David Sinisi ran for a trio of scores to set the school record for touchdowns in a season en route to Monmouth's 37-14 victory at Duquesne.

MU trailed 14-10 late in the first quarter, then rattled off 27 unanswered points in the win. Quarterback Brett Burke, playing in his final game, threw for the second most yards in his career (and a season high), finishing with 263 yards and two touchdowns on 14-of-23 passing attempts. Sinisi had 174 yards on 23 attempts (7.6 avg) and three touchdowns, while tight end John Nalbone hauled in two catches for 89 yards. The Hawks wrapped up the 2008 season with a 7-4 overall mark and a 6-1 Northeast Conference record.

The Monmouth defense held the NEC's best passing attack to 134 yards, while Duquesne quarterbacks were sacked four times. Walsh ended his career with a spectacular day, finishing with six tackles (including four for a loss), two sacks, a forced fumble and a fumble recovery. Jose Gumbs led the Hawks in tackles with eight. Duquesne managed just 195 yards of total offense in the game, marking just the second time all season the Dukes were held under 200 yards of total offense.

The Hawks struck first after receiving the ball to begin the game on a Sinisi one-yard run after a 37 yard pass from Burke to Romeo set up the scoring drive. Duquesne answered minutes later with a Rombach keeper. With 4:08 to play in the first quarter, kicker Fred Weingart.

Duquesne took their first lead of the game when Michigan state transfer Connor Dixon connected with Brian Layhue for a 3 yard TD pass.

With 3:40 to play in the third quarter, Sinisi exploded for a 33 yard score that would put MU on top of the scoreboard for good. Burke and future NFL draft pick John Nalbone connected for an 83 yard touchdown bomb with 1:20 remaining in the 3rd, and Sinisi added another short TD run in the fourth quarter to make the score 37-14.

Sinisi finished his record setting season with 22 touchdowns and 1674 rushing yards. With the 7-4 record, 2008 marked the 10th time in school history the Hawks had a winning season.

<b>MU</b>	<b>17</b>	<b>0</b>	<b>13</b>	<b>7</b>	<b>37</b>
<b>DU</b>	<b>14</b>	<b>0</b>	<b>0</b>	<b>0</b>	<b>14</b>

MU - Sinisi 1 yard run (Weingart kick) 8:55 - 1st  
 DU - Rombach 10 yard run (Trojan kick) 7:36 - 1st  
 MU - Weingart 39 yard kick 4:08 - 1st  
 DU - Layhue 3 yard pass from Dixon (Trojan kick) 1:30 - 1st  
 MU - Salomon 57 yard pass from Burke (Weingart kick) 00:42 - 1st  
 MU - Sinisi 33 yard run (Weingart kick) 3:40 - 3rd  
 MU - Nalbone 83 yard pass from Burke (Weingart kick failed) 1:20 - 3rd  
 MU - Sinisi 1 yard run (Weingart kick) 13:56 - 4th

	<b>MU</b>	<b>DU</b>
<b>First Downs</b>	22	12
<b>Rushes - Yards</b>	39-234	27-61
<b>Passing Yards</b>	263	134
<b>Passes (C-A-I)</b>	14-23-1	18-27-0
<b>Total Offense</b>	62-497	54-194
<b>Fumbles-Lost</b>	0-0	1-1
<b>Penalties-Yards</b>	5-42	4-30
<b>Time of Possession</b>	31:27	28:33

**RUSHING: MU-** Sinisi 23-174, Giles 12-67, Caprio 3-3, Burke 1--10 **DU-** Williams 15-38, Rombach 8-14, Smoot 1-8, Hough 1-3, Dixon 2--2

**PASSING: MU-** Burke 14-23-1-263 **DU-** Rombach 12-16-0-71, Dixon 6-11-0-63

**RECEIVING: MU-** Yudin 3-23, Nalbone 2-84, Salomon 2-62, Romeo 2-45, Kiley 2-18, Sinisi 2-9, Dowens 1-17 **DU-** Spinks 7-57, Williams 4-2, Layhue 2-24, Roorback 1-18, Carter 1-13, Hough 1-10, Spragg 1-6,

**Sept. 5, 2009**

Andy Kerr Stadium F Hamilton, N.Y.

Despite holding a 16-14 halftime lead, Monmouth University's football team fell to 0-1 on the season after dropping a 35-23 affair to Colgate on the road Saturday night.

Colgate scored twice under a minute in the third quarter to regain the lead while forcing a pair of MU turnovers en route to the season opening victory. The Raider defense held Monmouth scoreless almost the entire second half until 2:40 were left on the scoreboard.

After stopping the opening MU drive at the 'Gate 38, the Raiders used a mix of runs and passes, including two converted third and longs en route to the game's first touchdown. The 14 play- 98 yard drive ate up 6:51 of game time and ended with a one yard Nate Eachus touchdown run, giving the Raiders 1 7-0 advantage. The 98 yard drive was the longest in Colgate football history.

On Monmouth's second drive, redshirt freshman Kyle Frazier and company took over after another solid Mike Avent kickoff return. Frazier went three-for-three on the drive, with tailback David Sinisi rushing for 28 yards on the 10 play drive that covered 50 yards. Sinisi tied the game up when he rumbled in the endzone from two yards out on second down.

'Gate answered right back, moving the ball through the air and eventually taking a 14-7 lead on a Greg Sullivan to Pat Simonds nine yard touchdown pass. The score was set up by a 23 yard completion from Sullivan to Doug Rosnick in the middle of the field.

It took two plays for the Hawks to score, with Sinisi following up a first down run with a 50 yard screen pass which he took to the house. Eric McCutcheon missed the extra point wide left and MU trailed with 8:39 to play by a score of 14-13.

With 16 seconds left before the break, McCutcheon converted a 23 yard field goal to give MU a 16-14 lead.

The Raiders' drive went for 11 plays and covered 74 yards to give the home squad a 21-16 lead with 7:28 to play.

On the ensuing kickoff Colgate intentionally kicked the ball shallow, and Raider Zach LaSavage found himself with the ball for MU's first turnover. Two plays later Eachus ran untouched for 35 yards to give 'Gate a 28-16 lead.

<b>MU</b>	<b>0</b>	<b>16</b>	<b>0</b>	<b>7</b>	<b>23</b>
<b>CU</b>	<b>7</b>	<b>7</b>	<b>14</b>	<b>7</b>	<b>35</b>

CU - Eachus 1 yard run (Colborne kick) 4:46 - 1st  
 MU - Sinisi 2 yard run (McCutcheon kick) 13:47 - 2nd  
 CU - Simonds 3 yard pass from Sullivan (Colborne kick) 9:53 - 2nd  
 MU - Sinisi 50 yard pass from Mandeville (McCutcheon kick failed) 8:48 - 2nd  
 MU - McCutcheon 23 yard kick 0:16 - 2nd  
 CU - Eachus 4 yard run (Colborne kick) 7:28 - 3rd  
 CU - Eachus 35 yard run (Colborne kick) 6:41 - 3rd  
 CU - Simonds 28 yard pass from Sullivan (Colborne kick) 7:24 - 4th  
 MU - George 11 yard pass from Sinisi (McCutcheon kick) 2:40 - 4th

	<b>MU</b>	<b>CU</b>
<b>First Downs</b>	17	22
<b>Rushes - Yards</b>	36-154	51-258
<b>Passing Yards</b>	146	136
<b>Passes (C-A-I)</b>	14-20-0	8-14-0
<b>Total Offense</b>	56-300	65-394
<b>Fumbles-Lost</b>	3-2	1-1
<b>Penalties-Yards</b>	9-55	6-51
<b>Time of Possession</b>	28:58	31:02

**RUSHING: MU-** Sinisi 26-102 TD, Mandeville 6-33, Salomon 1-9, Giles 2-6, Frazier 1-4 **CU-** Eachis 2-139 3TD, Sullivan 14-83, Colon 13-33, Simonds 2-5

**PASSING: MU-** Frazier 6-9-0 38, Mandeville 7-9-0 97, Sinisi 1-1 11 1 TD **CU-** Sullivan 8-14-0 136 2 TD

**RECEIVING: MU-** Salomon 5-39, Sinisi 3-56, George 3-26, Lauch 2-11, Romeo 1-14 **CU-** Simonds 4-80 2 TD, Rosnick 3-41, Cadet 1-15

**Sept. 12, 2009**

Brooks Stadium F Conway, S.C.

Monmouth University's football team fell to 0-2 on the season after suffering a 24-17 setback at Coastal Carolina last Saturday.

Back by two scores, MU corner Mike Avent came up with his first career interception with 5:31 to go, giving the Hawks a fresh set of downs on the Coastal 41. Kyle Frazier connected with Ron Lauch on a fade, bringing the Hawks one score closer.

After trading punts, on third and 10 from the MU 45, Monmouth's Brian Brikowski intercepted a Zack MacDowell pass and returned it 53 yards down to the Coastal five yardline. It was the first time a Monmouth defender intercepted an opposing quarterback since a 2008 win over Sacred Heart.

It took four plays for the Hawks to take the lead, with Sinisi barreling in on the left hash for a one-yard touchdown with 3:02 left in the first quarter. On the ensuing Chanticleer possession, David Kennedy dropped MacDowell for a five yard loss on second down but a 16 yard MacDowell to David Duran completion gave the home squad a fresh set of downs. Three plays later MacDowell found a wide open Chris Presley on the right sideline for a 50 yard touchdown pass to tie the game at 7-7.

MacDowell needed just over two minutes to get the Chants efficiently down the field. The junior went five-of-seven on the drive while rushing for an additional 14 yards while driving his squad to the MU five. Monmouth's defense held on three straight drives, where Jeff Durham nailed a 24 yard field goal for the Chants first lead of the game.

It would only take the Chanticleers eight plays of the second half to tally their second TD of the game. On a third and seven, Duran hauled in a MacDowell pass over the middle and sprinted for a 47 yard gain, getting caught from behind at the MU three yard line. Two plays later tailback Eric O'Neal powered into the endzone putting Coastal up 17-7.

Monmouth answered on their opening possession of the quarter, mainly on the legs of Sinisi who ran the ball six times for 38 yards. Facing a fourth and one from the Coastal eight, Callahan called on Eric McCutcheon to convert a 24 yard field goal, cutting the lead to 17-10.

Coastal responded with a 13 play drive that ended with a four-yard O'Neal touchdown run that put his team

<b>MU</b>	<b>7</b>	<b>0</b>	<b>3</b>	<b>7</b>	<b>17</b>
<b>CC</b>	<b>0</b>	<b>10</b>	<b>7</b>	<b>7</b>	<b>24</b>

MU - Sinisi 1 yard run (McCutcheon kick) 3:02 - 1st  
 CC - Presley 50 yard pass from MacDowell (Durham kick) 11:40 - 2nd  
 CC - Durham 24 yard field goal 0:15 - 2nd  
 CC - O'Neal 3 yard run (Durham kick) 11:56 - 3rd  
 MU - McCutcheon 24 yard field goal 4:18 - 3rd  
 CC - O'Neal 4 yard touchdown run (Durham kick) 13:40 - 4th  
 MU - Lauch 19 yard pass from Frazier (McCutcheon kick) 5:04 - 4th

	<b>MU</b>	<b>CC</b>
<b>First Downs</b>	9	24
<b>Rushes - Yards</b>	31-97	54-207
<b>Passing Yards</b>	77	203
<b>Passes (C-A-I)</b>	9-8-0	19-14-2
<b>Total Offense</b>	40-174	73-410
<b>Fumbles-Lost</b>	0-0	0-0
<b>Penalties-Yards</b>	9-76	4-40
<b>Time of Possession</b>	25:55	34:05

**RUSHING: MU-** Sinisi 21-84, Giles 1-8, Frazier 1-3, Mandeville 6-2, Hahn 1-2 **CC-** Fraser 14-74, O'Neal 17-64 2 TD, Height 11-48, MacDowell 10-21, Sullivan 1-2, Team 1-minus 2

**PASSING: MU-** Mandeville 5-6-0 27, Frazier 3-3 50 **CC-** MacDowell 14-19-2-203

**RECEIVING: MU-** Lauch 2-28 TD, Salomon 2-17, George 2-5, Sinisi 1-22 Henderson 1-5 **CC-** Whitley 4-34, Duran 3-82, O'Neal 3-16, Fraser 2-8, Presley 1-50, Morgan 1-13



# 2009 GAME RECAPS

**Duquesne Dukes 10**

**Monmouth Hawks 31**

**Wagner Seahawks 27**

**Monmouth Hawks 17**

**Old Dominion 28**

**Monmouth Hawks 24**

**Sept. 19, 2009**

Kessler Field F West Long Branch, N.J.

The Hawks rode an opportunistic defense and another 100-yard rushing performance from senior David Sinisi for their first win of the season, 17-10 over Duquesne.

The defense forced four turnovers with two fumble recoveries and two interceptions, including the game's decisive play, a 65-yard pick for a score from junior safety Kendall Haley with 6:22 left in the game. Haley picked the pass off near the middle of the field, cut to right sideline and back across the field, breaking tackles in the process, for the winning score.

After a scoreless first quarter, the Dukes took the game's first lead when Eric Duale connected on a 37-yard field goal with 10:34 left in the first half. The Hawks responded with their own long scoring drive, marching 63 yards on 10 plays, capped by a Sinisi one-yard scoring plunge with 4:58 left before halftime to take a 7-3 lead. The Dukes were able to take a 10-7 lead going into halftime after fullback Marek Lupinski scored on an 11-yard pass from Rombach with 32 seconds left.

After Duquesne forced a Monmouth punt early in the third, the Hawks special teams were able to get the ball back. Running back Bobby Giles hit DU returner Dave Williams and forced and recovered a fumble at the 17-yard line. From there, kicker Eric McCutchen converted a 30-yard field goal to draw MU even at 10-10, setting up Haley's heroics.

Sinisi led the way offensively with 122 yards rushing on a season-high 32 carries; the 19th time the senior has gone over the century mark in his career. He also surpassed Robert Morris' Sam Dorsett as the NEC's second all-time leading rusher. Rodney Salomon hauled in a career-high tying five passes for a career-best 64 yards. Mike Roeder, Kevin Hahn, Alex Laipple and Mike D'Urso each logged their first catches of the year. Laipple and Roeder also each caught their first career passes in the contest as well.

Brian Brikowski and Jon Stolarz each led the defense with eight tackles. Joe Valenti, Kenny Amsel and Kendall Haley each added six tackles. Valenti and Amsel also added a tackle-for-loss, while Haley also contributed a forced fumble to go along with his game-turning interception. Mike Avent contributed five tackles, including one for loss and fumble recovery. David Kennedy had five tackles, one sack and 1.5 tackles for loss.

<b>DU</b>	<b>0</b>	<b>10</b>	<b>0</b>	<b>0</b>	<b>- 10</b>
<b>MU</b>	<b>0</b>	<b>7</b>	<b>10</b>	<b>0</b>	<b>- 17</b>
DU - Duale 24 yard field goal 10:34 - 2nd					
MU - Sinisi 1 yard run (McCutcheon kick) 4:58 - 2nd					
DU - Lapinski 11 yard pass from Rombach (Duale kick) 0:32 - 2nd					
MU - McCutcheon 30 yard kick 11:51 - 3rd					
MU - Haley 65 yard interception return (McCutcheon kick) 6:22 - 3rd					
		<b>MU</b>		<b>DU</b>	
<b>First Downs</b>		12		23	
<b>Rushes - Yards</b>		40-110		40-135	
<b>Passing Yards</b>		168		262	
<b>Passes (C-A-I)</b>		25-12-0		36-22-2	
<b>Total Offense</b>		65-278		76-397	
<b>Fumbles-Lost</b>		1-21		0-0	
<b>Penalties-Yards</b>		8-59		3-28	
<b>Time of Possession</b>		31:30		28:30	
<b>RUSHING:</b> MU- Sinisi 32-122 TD DU- Williams 23-109, McCoy 10-38, Lapinski 1-0					
<b>PASSING:</b> MU- Mandeville 5-13-0 76, Frazier 7-12-0 92, DU- Rombach 22-36-2 262					
<b>RECEIVING:</b> MU- Solomon 5-64, Sinisi 2-18, Roeder 1-28, Hahn 1-19, DU- Williams 23-109, Rasky 6-106, Spinks 6-43, Lapinski 1-11					

**Sept. 26, 2009**

Foreman Field F Norfolk, Va.

Backed by running back David Sinisi's career-high 41 carries, Monmouth handed Old Dominion its first loss of the 2009 season, 31-28 two weeks ago at Foreman Field.

Sinisi recorded his third 200+ yard rushing performance, grinding out 216 yards and running for a pair of scores while throwing another in the game that found his Hawks down 14-0 just 2:53 into the game. The Hawks overcame two special teams turnovers that led directly to ODU touchdowns.

The Monarchs scored on drives of six plays, three plays, three plays and one play, as Monmouth dominated the time of possession, 39:11-20:49. The Hawks were also 11-of-16 on third down, while the MU defense held ODU to just three-of-14. The fourth quarter belonged to Monmouth, who held the ball for 13:14 while outgaining the Monarchs 150-15, 109 coming from Sinisi's 17 carries in the period.

ODU scored twice in the game's first 2:53 to take an early 14-0 lead. MU responded cutting the lead to seven after Sinisi went virtually untouched on third and short for eight yards and the score. With the Monarch's driving again, Ken Amsel intercepted a pass and returned it 55 yards up the left sideline to the ODU 30. The pick gave Amsel six in his career, moving him into ninth all-time at MU.

Sinisi scored again, finishing a drive with his 57th career touchdown, tying the game 14-14 with 7:36 to play in the half. Kicker Jake DelVento gave the Hawks their first lead of the game, converting a 31 yard field goal on the first possession of the second half to give MU a 17-14 advantage. With 4:35 to play in the third quarter, Old Dominion drove 50 yards on three plays to go up 21-17 on the Hawks.

Sinisi responded again, this time finding a wide open Bobby Giles for the TD, putting the Hawks back ahead with 1:31 to play in the third.

QB Kyle Frazier hit tight end Tyler George for a score from eight yards out to put the Blue & White ahead 31-21.

Frazier, in his first career start, went 14-of-19 with 138 yards and a touchdown. Giles had a career-high four catches for 47 yards and a touchdown. George also had a career-best three catches for 29 yards and a score.

<b>MU</b>	<b>7</b>	<b>7</b>	<b>10</b>	<b>7</b>	<b>- 31</b>
<b>ODU</b>	<b>14</b>	<b>0</b>	<b>7</b>	<b>7</b>	<b>- 28</b>
ODU - Mayers 55 yard pass from DeMarco (Hareza kick) 13:05 - 1st					
ODU - Davis 7 yard pass from DeMarco (Hareza kick) 12:07 - 1st					
MU - Sinisi 8 yard run (McCutcheon kick) 9:34 - 1st					
MU - Sinisi 1 yard run (McCutcheon kick) 7:36 - 2nd					
MU - Delvento 31 yard kick 10:25 - 3rd					
ODU - DeMarco 9 yard run (Hareza kick) 4:35 - 3rd					
MU - Giles 24 yard pass from Sinisi (Delvento kick) 1:31 - 3rd					
MU - George 8 yard pass from Frazier (Delvento kick) 10:10 - 4th					
ODU - Williams 15 yard run (Hareza kick) 6:56 - 4th					
		<b>MU</b>		<b>ODU</b>	
<b>First Downs</b>		25		17	
<b>Rushes - Yards</b>		53-259		27-167	
<b>Passing Yards</b>		171		215	
<b>Passes (C-A-I)</b>		16-21-0		16-36-2	
<b>Total Offense</b>		74-430		63-382	
<b>Fumbles-Lost</b>		4-2		0-0	
<b>Penalties-Yards</b>		3-25		6-50	
<b>Time of Possession</b>		39:11		20:49	
<b>RUSHING:</b> MU- Sinisi 41-216 2TD, Giles 4-17, Mandeville 2-14, Frazier 5-14, ODU- Crawford 9-64, Williams 5-43 TD, DeMarco 10-42 TD, Parham 3-18					
<b>PASSING:</b> MU- Frazier 14-19-0-138 TD, Sinisi 1-1-0-24 TD, Mandeville 1-1-0-9, ODU- DeMarco 16-35-1-215 2TD, Hareza 0-1-1-0					
<b>RECEIVING:</b> MU- Giles 4-47 TD, Lauch 3-33, George 3-29 TD, Salomon 3-28, Hahn 2-20, Folsom 1-14 ODU- Evans 5-71, Meyers 3-83 TD, Jackson 3-21, Williams 2--2, Edwards 1-27, Crawford 1-8, Davis 1-7 TD					

**Oct. 10, 2009**

Kessler Field F West Long Branch, N.J.

The Monmouth University football team fell behind early to Wagner and could not complete its second half comeback attempt, falling 27-24 to Wagner.

The Hawks, trailing by three to the Seahawks, missed a game-tying field goal attempt as time expired when Eric McCutchen's 37-yarder fell short. MU had trailed Wagner 27-17 entering the final period, cutting the lead to three when David Sinisi scored from eight yards out to cut the visitor's advantage to three.

The Seahawks struck first in the game when they scored on a trick play as Lon Woods completed a 40-yard touchdown to David Crawford off a double reverse pass with 7:27 left in the first quarter.

The Hawks got back in the game when safety Jose Gumbs picked off a Wagner pass and returned it 35 yards for a touchdown to tie the game with 2:48 left in the opening quarter. WC got a 30-yard kickoff return from Frantz Placide on the ensuing possession out to the MU 37-yard line. From there, Doscher hit Wagner's second big play, a 37-yard scoring strike to Woods to put the Seahawks up 14-7.

Monmouth was able to respond when Kyle Frazier drove the team down to the Wagner 18-yard line on its next possession. McCutchen connected on a 35-yard field goal to cut the lead to 14-10 with 12:59 left before halftime. Wagner struck for its third long touchdown of the half as Doscher hit a streaking Woods for a 43-yard score 18 seconds shy of the half. Wagner's extra point was blocked, so they took a 20-10 lead into the half.

MU hit when Bobby Giles scooted 60 yards for a score early in the third quarter, a career-long rush for the senior, cutting the lead to 20-17. The Seahawks responded with a long, 14-play drive that consumed seven and a half minutes of the third quarter, culminating in a 14-yard TD run from Doscher.

Sinisi had 124 rushing yards on 27 carries. Giles added 66 yards on two carries and a score. Frazier completed 15-of-27 passes for 164 yards in the game, with Ron Lauch having a career day with seven catches for 70 yards. Tyler George caught four passes for 53 yards while freshman Matt Plautz made his first career catch, a 17-yarder.

Gumbs led the MU defense with 10 tackles, including two for loss, with a sack, forced fumble and the interception.

<b>WAGNER</b>	<b>14</b>	<b>6</b>	<b>7</b>	<b>0</b>	<b>- 27</b>
<b>MONMOUTH</b>	<b>7</b>	<b>3</b>	<b>7</b>	<b>7</b>	<b>- 24</b>
WAGNER - Crawford 40 yd pass from Woods (Lopez kick) 7:27 - 1st					
MU - Gumbs, 35 yd interception return (McCutchen kick) 2:48 - 1st					
WAGNER - Woods 37 yd pass from Doscher (Lopez kick) 2:26 1st					
MU - McCutcheon 35 yd field goal 12:59 - 2nd					
WAGNER - Woods 43 yd pass from Doscher (Lopez kick blkd) :18 - 2nd					
MU - Giles 60 yard run (McCutcheon kick) 12:18 - 3rd					
WAGNER- Doscher 14 yard run (Lopez kick) 4:32 - 3rd					
MU - Sinisi 8 yard run (McCutcheon kick) 14:54 - 4th					
		<b>WC</b>		<b>MU</b>	
<b>First Downs</b>		19		19	
<b>Rushes - Yards</b>		33-124		38-202	
<b>Passing Yards</b>		300		164	
<b>Passes (C-A-I)</b>		15-28-1		15-29-0	
<b>Total Offense</b>		61-424		67-366	
<b>Fumbles-Lost</b>		2-1		1-0	
<b>Penalties-Yards</b>		1-5		5-29	
<b>Time of Possession</b>		36:21		23:39	
<b>RUSHING:</b> WC- Williams 18-72, Doscher 14-55 TD, Woods 1--3, MU- Sinisi 27-124 TD, Giles 2-66 TD, Frazier 8-14					
<b>PASSING:</b> WC- Doscher 14-27-1-260 2TD, Woods 1-1-0-40 TD MU- Frazier 15-27-0-164					
<b>RECEIVING:</b> WC- Woods 6-117 2TD, Williams 3-47, Crawford 2-60 TD, Collins 2-45, Matthews 1-20, O'Reilly 1-11 MU- Lauch 7-70, George 4-53, Folsom 1-20, Plautz 1-17, Laipple 1-4, Giles 1-0					

## 2009 GAME RECAPS

**Monmouth Hawks 42**  
**Sacred Heart 20**

**Oct. 17, 2009**  
Campus Field F Fairfield, Conn.

The Monmouth offense compiled a season-high 513 yards as redshirt freshman Kyle Frazier passed for a career-high 322 yards and four touchdowns as Monmouth cruised past Sacred Heart 42-20.

Frazier became the first Monmouth signal caller to throw for over 300 yards since Brian Boland threw for 348 in a 2005 loss at Lehigh.

Lauch, who had a career-high three-catches for 114 yards became the first Hawk to earn 100 yards receiving since Adam San Miguel had a 134 yards against Saint Francis in 2007. David Sinisi ran for 135 yards on 20 carries with two touchdowns while catching another for a 50 yard score.

Leading 21-6 coming out of halftime, Monmouth's defense forced a three and out and the offense took just under four minutes to score their fourth TD of the game. The drive started with a heavy dose of Sinisi, with freshman Matt Plautz and Mike D'Urso picking up third downs through the air. Frazier threw his third touchdown of the game, a beautifully placed pass over the shoulder of tight end Mike Roeder for a 23 yard scoring strike.

On Monmouth's next possession, Sinisi took a direct snap and went untouched 48 yards for his third touchdown of the game, pushing the Blue & White's lead to 35-6 with 8:39 to play in the third quarter.

The Hawks offensive prowess continued, as MU scored their sixth touchdown on a seven yard Ryan Folsom reception, the first TD catch of his career.

Fink moved the Pioneers down the field quickly on SHU's first possession, completing three straight first down passes to set up a quick down on the MU 14 yardline. The Hawk defense held, forcing three consecutive incompletes but Sacred Heart's Jason Plescow converted a 25 yard field goal to give the home squad a 3-0 lead.

It took two plays for Monmouth to take a 7-3 lead, as Frazier rolled out on second down and hit a wide open Ron Lauch who raced 58 yards for the Hawk touchdown. The connection was a career-long pass for Frazier as well as a career-long reception for Lauch.

Monmouth converted two third downs through the air on its third possession of the game before Frazier launched a 36 yard pass on far sideline that was caught by Folsom on the SHU 11. Two plays later Folsom caught a ball on a crossing route and battled down to the one with Sinisi finishing off the drive to give MU a 13-3 lead with 2:22 left in the first quarter.

Sinisi scored his second touchdown of the game, this time through the air, when the fifth year senior took a screen pass and went virtually untouched for 50 yards and MU's third score of the game. With the pass, Frazier eclipsed his career high in passing, with almost eight minutes to play in the half.

Sacred Heart converted a 23 yard field goal with 2:49 to play in the half then had a shot at another but Monmouth's defense tackled Coles in bounds on the five yard line and time expired.

Frazier completed passes to 10 receivers, including five to Folsom who had 86 yards, both career-bests. Sophomore Alex Laipple hauled in a career-best three passes, while Roeder's touchdown was the first of his career.

Safety Kendall Haley tallied career-high 11 tackles, while linebacker Joe Valenti finished with 10. Junior Dave Ogden was credited with 1.5 sacks on the day and two tackles.

**Albany Great Danes 35**  
**Monmouth Hawks 10**

**Oct. 24, 2009**  
Kessler Field F West Long Branch, N.J.

The Monmouth University football team fell to first-place Albany 35-10 on Homecoming at Kessler Field on Saturday afternoon. In the contest, MU fifth-year senior running back David Sinisi became the Northeast Conference's all-time career rushing leader, eclipsing the previous mark of Wagner's Rick Sarille.

The two squads traded punts twice to begin the contest, and on Monmouth's third punt of the game it pinned Albany on its own six-yard line. Forcing the Great Danes to pass from deep inside their own territory, MU safety Kendall Haley picked off UAlbany quarterback Vinny Esposito and took it to the Great Danes 21-yard line.

The Hawks drive stalled and they settled for a Jake DelVento 32-yard field goal to take a 3-0 lead with 12:21 left before halftime.

Albany took control of the contest from that point on, scoring the game's next 28 points over the next two quarters. The Great Danes began their scoring with an Esposito five-yard scoring pass to John Lullen, capping off an eight-play, 70-yard drive, to take a 7-3 lead with 8:48 left before the half.

The Great Danes got another score before the half when QB/RB Andrew Smith scored on a one-yard plunge to take a 14-3 lead with just less than two minutes to go in the opening half.

UAlbany scored twice in the first 5:01 of the second half, first on a 31-yard receiver pass from Smith to Tim Bush, and then a Justin Gannon 23-yard scamper, to take a 28-3 lead with 9:59 left in the third quarter. MU broke the Great Danes scoring streak when Sinisi scored from three yards out, but that was all Monmouth could muster in the game.

Esposito scored on a one-yard run to conclude the game's scoring with 13:42 left in the final quarter.

Albany outgained MU 320-268 in total yards, including 172-83 on the ground. The Hawks did hold the ball for 32:41, compared to 27 minutes for the Great Danes. Sinisi broke the record in the second half en route to gaining a game-high 84 yards on 21 carries. The fifth-year senior back now has 4,479 yards, eclipsing Sarille's previous mark. He also caught four passes for 66 yards in the contest.

Redshirt freshman QB Kyle Frazier completed 18-of-27 passes for 185 yards in the game, but he was sacked four times in the contest. Senior Ron Lauch led the MU receiving corps with six catches for 67 yards in the game.

David McCarty, who left the game in the third quarter, finished with nine rushes for 64 yards. Gannon ran 13 times for 52 yards while Smith rushed 12 times for 36 yards. Receiver Tim Bush caught seven balls for 114 yards in the game, including a 41-yard long. Esposito completed 12-of-19 passes for 117 yards, and added 20 rushing yards.

Haley led the Monmouth defense with 11 stops, a tackle for loss and a career-best two interceptions. Fellow safety Jose Gumbs added 11 tackles and a TFL, while linebacker Joe Valenti had seven stops.

Dave Casale led the Great Danes with 11 tackles, a forced fumble, and a pass break up. Defensive lineman Eddie Delaney added seven stops and 1.5 TFL.

**Bryant Bulldogs 6**  
**Monmouth Hawks 10**

**Oct. 31, 2009**  
Kessler Field F West Long Branch, N.J.

The Monmouth University football team won its 100th all-time game on Saturday, defeating Bryant 10-6 in Northeast Conference action on Kessler Field.

Another milestone occurred in the game when Monmouth fifth-year senior running back David Sinisi became the first Hawk ever to rush for at least 1,000 yards in three consecutive seasons. Sinisi ran for 139 yards on 29 carries in the contest, his 23rd career 100-yard game.

Bryant received the ball first and got one first down before the Hawks collected their first of three first half interceptions when Mike Avent stepped in front of a Michael Croce pass for his second pick of the season.

MU was unable to get any points on the ensuing possession, and punted the ball back to Bryant. The Hawks ended up punting on their first four drives. The Bulldogs took the game's initial lead when kicker Chris Bird drilled a 27-yard field goal to complete a 15-play, 70-yard drive with 1:17 left in the first quarter.

The Blue and White was able to quell to other BU first half drives via the interception, one from Kenny Amsel, his third of the season, and the other from freshman Elijah Philips, his first career pick. The Hawks and Bulldogs went into intermission with the score holding at 3-0.

The Hawks scored the game's only touchdown with just less than seven minutes left in the third quarter when quarterback Kyle Frazier hit Sinisi on an 11-yard screen pass to take a 7-3 lead.

Bryant responded with an 11-play, 50-yard drive that took almost six minutes off the clock when Bird drilled another 27-yarder to cut Monmouth's lead to one point. The Hawks added some much-needed insurance when kicker Jake DelVento drilled a 28-yard field goal to put the Hawks up 10-6 with 6:37 left in the game.

Monmouth outgained Bryant 262-255 in total offense in the game. The Bulldogs ran for 176 yards, but MU limited the Bulldogs to 79 passing yards in the game. MU converted 8-of-16 third downs, while limiting BU to 3-of-12 third down conversions.

Frazier went 9-for-23 passing with 126 yards and the one score. Sinisi also caught four passes for 29 yards while Ron Lauch caught three balls for 68 yards. Freshman Matt Plautz added one grab for 21 yards.

Jerrell Smith led BU with 139 yards on 32 carries, while Mike Canfora added 40 yards on five carries. Croce was 8-of-19 passing for 79 yards to go along with those three picks. Canfora added three catches for 18 yards while Matt Tracey had two catches for 27 yards.

MU's defense, which sacked Croce three times, was paced by Jose Gumbs and Joe Valenti, who each had 11 tackles. Kendall Haley added eight stops while the Hawks had five tackles for loss as a team.

Jason Riffe led Bryant with nine tackles, including one for loss, while Don Smith added six stops and a game-high two sacks.

Monmouth allowed its fewest points in a game since its 19-0 win over Albany on November 11, 2006, which claimed the program's fifth league title.

34

<b>MU</b>	<b>14</b>	<b>7</b>	<b>14</b>	<b>7</b>	<b>42</b>
<b>SHU</b>	<b>3</b>	<b>3</b>	<b>0</b>	<b>14</b>	<b>20</b>

SHU - Plescow 25 yard field goal 11:20 - 1st  
 MU - Lauch 58 yard pass from Frazier (McCutchen kick) 10:31 - 1st  
 MU - Sinisi 1 yard run (McCutchen kick) 2:22 - 1st  
 MU - Sinisi 50 yard pass from Frazier (McCutchen kick) 7:53 - 2nd  
 SHU - Plescow 22 yard field goal 7:53 - 2nd  
 MU - Roeder 23 yard pass from Frazier (McCutchen kick) 9:59 - 3rd  
 MU - Sinisi 48 yard run (McCutchen kick) 8:39 - 3rd  
 MU - Folsom 7 yard pass from Frazier (McCutchen kick) 13:50 - 4th  
 SHU - Coles 7 yard pass from Fink (Plescow kick) 9:42 - 4th  
 SHU - Tedesco 25 yard pass from Fink (Plescow kick) 1:27 - 4th

	<b>MU</b>	<b>SHU</b>
<b>First Downs</b>	22	26
<b>Rushes - Yards</b>	32-183	26-81
<b>Passing Yards</b>	330	373
<b>Passes (A-C-I)</b>	26-19-1	54-36-0
<b>Total Offense</b>	58-513	80-454
<b>Fumbles-Lost</b>	0-0	1-0
<b>Penalties-Yards</b>	4-25	4-43
<b>Time of Possession</b>	29:04	30:56

**RUSHING:** MU- Sinisi 20-135 2TD, Giles 7-30, Sloan El 3-13, Folsom 1-9, Frazier 1- -4, SHU- Coles 5-48, Friedman 12-34, Fink 9- -1

**PASSING:** MU- Frazier 18-24-0-322 4TD SHU- Fink 36-54-0-373 2TD

**RECEIVING:** MU- Folsom 5-86 TD, Lauch 3-114 TD, Laipple 3-13, Plautz 2-12, Sinisi 1-50 TD, Roeder 1-23, D'Urso 1-10, Giles 1-8, Henderson 1-8, George 1-6 SHU- Tedesco 11-168 TD, Patterson 6-72, Coles 5-41, Rossi 5-39, Friedman 5-22, Jamiel 3-21, Rapp 1-10

<b>ALBANY</b>	<b>0</b>	<b>14</b>	<b>14</b>	<b>7</b>	<b>35</b>
<b>MU</b>	<b>0</b>	<b>3</b>	<b>7</b>	<b>0</b>	<b>10</b>

MU - Delvento 32 yard field goal 12:21 - 2nd  
 ALBANY - Lullen 5 yard pass from Esposito (Glass kick) 8:48 - 2nd  
 ALBANY - Smith 1 yard run (Glass kick) 1:48 - 2nd  
 ALBANY - Bush 31 yard pass from Smith (Glass kick) 12:11 - 3rd  
 ALBANY - Gannon 23 yard run 9:59 - 3rd  
 MU - Sinisi 3 yard run (Delvento kick) 4:05 - 3rd  
 ALBANY - Esposito 1 yard run (Glass kick) 13:42 - 4th

	<b>ALBANY</b>	<b>MU</b>
<b>First Downs</b>	17	14
<b>Rushes - Yards</b>	39-172	37-83
<b>Passing Yards</b>	148	185
<b>Passes (A-C-I)</b>	21-13-2	27-18-0
<b>Total Offense</b>	60-320	64-268
<b>Fumbles-Lost</b>	0-0	0-0
<b>Penalties-Yards</b>	3-20	2-13
<b>Time of Possession</b>	27:00	32:41

**RUSHING:** ALBANY- McCarty 9-64, Gannon 13-52 TD, Smith 12-36 TD, Esposito 5-20 TD MU- Sinisi 21-84 TD, Giles 5-18, Folsom 1-5, Frazier 10- -24

**PASSING:** ALBANY- Esposito 12-19-1-117 Di Lella 0-1-1-0, Smith 1-1-0-31 TD MU- Frazier 18-27-0-185

**RECEIVING:** ALBANY- Bush 7-114 TD, Lullen 3-14 TD, Smith 1-10, Kenneally 1-6, Kirchner 1-4 MU- Lauch 6-67, Sinisi 4-66, Salomon 2-21, Folsom 2-9, D'Urso 1-9, Hahn 1-8, Plautz 1-3, Giles 1-2

<b>BRYANT</b>	<b>3</b>	<b>0</b>	<b>3</b>	<b>0</b>	<b>6</b>
<b>MU</b>	<b>0</b>	<b>0</b>	<b>7</b>	<b>3</b>	<b>10</b>

BRYANT - Bird 27 yard field goal 1:17 - 1st  
 MU - Sinisi 11 yard pass from Frazier (Delvento kick) 6:51 - 3rd  
 BRYANT - Bird 27 yard field goal 1:05 - 3rd  
 MU - Delvento 28 yard field goal 6:37 - 4th

	<b>BRYANT</b>	<b>MU</b>
<b>First Downs</b>	16	15
<b>Rushes - Yards</b>	42-176	38-136
<b>Passing Yards</b>	79	126
<b>Passes (A-C-I)</b>	19-8-3	23-9-0
<b>Total Offense</b>	61-255	61-262
<b>Fumbles-Lost</b>	0-0	0-0
<b>Penalties-Yards</b>	3-25	5-46
<b>Time of Possession</b>	29:30	30:30

**RUSHING:** BRYANT- Smith 32-139, Canfora 5-40, Croce 5- -3 MU- Sinisi 29-139, Giles 3-9, Team 1- -2, Frazier 5- -10

**PASSING:** BRYANT- Croce 8-19-3-79 MU- Frazier 9-23-0-126

**RECEIVING:** BRYANT- Canfora 3-18, Tracey 2-27, Mullane 1-15, Wilson 1-13, South 1-6 MU- Sinisi 4-29 TD, Lauch 3-68, Plautz 1-21, Salomon 1-8



# 2009 GAME RECAPS

**St. Francis - Pa. 10**  
**Monmouth Hawks 24**

**Nov. 7, 2009**  
DeGol Field F Loretto, Pa.

Monmouth defeated Saint Francis 24-10, spoiling homecoming for the Red Flash at DeGol Field.

Monmouth's defense did not let up a touchdown until there were less than three minutes left in the game. The Hawk defenders stopped Saint Francis four of six fourth down attempts. The defense also held the Red Flash to just 283 yards of offense, with the Blue & White's offense putting up 357 yards of offense.

Sinisi accounted for all of Monmouth's offensive yards on its first drive (excluding 10 penalty yards), carrying the ball four times for 37 yards also tallying a two yard reception out of the backfield. Jake DelVento gave the Hawks a 3-0 lead after converting a 34 yard field goal.

Saint Francis answered right back, marching down the field with a balanced attack before Monmouth's defense stiffened at their own 15, forcing a fourth down. Red Flash kicker Josh Thiel tied the game up at the 6:38 mark of the first quarter with a 32 yard field goal.

On second and goal, Sinisi caught a swing pass from quarterback Kyle Frazier on the right side and went nine yards to put Monmouth up 10-3 with 3:54 to play in the first quarter, capping MU's second drive.

The kicking game continued to help the Red Flash, as the offense was set up on its second drive from the Monmouth 39. Saint Francis lined up to attempt a 34 yard field goal with 11 seconds left in the quarter but cornerback Mike Avent came clean around the left side and blocked the kick.

Coupled with a 19 yard Sinisi dash, Monmouth took advantage of two SFPA penalties to set up a first and 10 from the SFPA 34. Five plays later, Frazier put the Hawks up 16-3 when he connected with Ryan Folsom for a 10 yard touchdown on first down. DelVento's kick sailed wide right and the Hawks held a 13 point lead with 11:21 remaining in the second quarter.

Kenny Amsel recorded his eighth career interception and the fourth of the year on the following Red Flash possession, moving him into a tie for fourth with former Hawk defensive back Aaron Edwards. Sinisi dominated the ensuing drive, capping it off with a one yard touchdown run on fourth down. Frazier floated a pass up to Ron Lauch on the two-point conversion to give the Hawks a 24-3 lead with 5:34 to play in the game.

The Red Flash would not go away quietly, needing just two plays to get down to the MU three yardline. The Hawks forced fourth and goal from the one, but fullback Daniel Conley plowed ahead to cut the lead to 24-10 with 2:46 to play.

Sinisi finished with 168 yards on 27 carries with a rushing touchdown and a receiving score. Frazier had an impressive game, throwing for 128 yards on 17-of-21 passing with a pair of touchdowns. Giles finished with nine carries for 64 yards as Monmouth racked up 229 yards on the ground with an average of 5.5 yards per rush. George led all MU receivers with five catches for 55 yards, while Folsom had three grabs for 23 yards and a TD.

Safety Jose Gumbs, playing linebacker for the second straight week, led all defenders with 17 tackles, a career high. Freshman defensive back Elijah Phillips had a career-high 10 tackles and a forced fumble. Joe Valenti also had 10 tackles in the game.

<b>MONMOUTH</b>	<b>10</b>	<b>6</b>	<b>0</b>	<b>8</b>	<b>24</b>
<b>SAINT FRANCIS</b>	<b>3</b>	<b>0</b>	<b>0</b>	<b>7</b>	<b>10</b>

MU - Delvento 34 yard field goal 12:21 - 1st  
SFU - Thiel 32 yard field goal 6:38 - 3rd  
MU - Sinisi 9 yard pass from Frazier (Delvento kick) 3:54 - 1st  
MU - Folsom 10 yard pass from Frazier (Delvento kick) 11:21 - 2nd  
MU - Sinisi 1 yard run (Lauch pass from Frazier) 5:39 - 4th  
SFU - Conley 1 yard run (Thiel kick) 2:48 - 4th

	<b>MU</b>	<b>SFU</b>
<b>First Downs</b>	24	14
<b>Rushes - Yards</b>	42-229	36-141
<b>Passing Yards</b>	128	142
<b>Passes (A-C-I)</b>	21-17-0	19-12-1
<b>Total Offense</b>	63-357	55-283
<b>Fumbles-Lost</b>	0-0	1-0
<b>Penalties-Yards</b>	4-30	5-43
<b>Time of Possession</b>	29:53	30:07

**RUSHING:** MU- Sinisi 27-168 TD, Giles 9-64, Frazier 3-0, Team 3- -3  
SFU- Harbridge 9-88, Yearwood 16-46, Kelly 7-15, Conley 3-4 TD, Myers 1- 12

**PASSING:** MU- Croce 17-21-0-128 SFU- Kelly 12-19-1-142

**RECEIVING:** MU- George 5-55, Sinisi 4-11 TD, Folsom 3-23 TD, Lauch 2-17, Plautz 1-10, Laipple 1-7, Hahn 1-5 SFU- Rivera 6-66, Harbridge 2-5, Howze 1-31, Zarnich 1-17, Winston 1-17, Conley 1-6

**Monmouth Hawks 19**  
**Central Conn. St. 20**

**Nov. 14, 2009**  
Arute Field F New Britain, Conn.

Monmouth University's football team held a 19-0 lead going into the fourth quarter against Central Connecticut State but the Blue Devils scored 20 unanswered points to snatch away not only the victory

Clinging to a six point lead with 3:08 to play, Monmouth's offense ran the ball three straight times, picking up only six yards but forcing CCSU to burn all three of their timeouts. Punting into a stiff wind, Monmouth's Jack Daniels booted a 38 yarder that rolled out of bounds at the Central 30 yard line.

One play later, junior wideout Josue Paul caught a first down pass and broke a tackle to spring free for a 69 yard touchdown, putting his squad up 20-19 with just over two minutes to play. Monmouth was able to get into Central territory but turned the ball over on downs and Central was able to run the clock out.

The MU offense got a slow start to the day, with Kyle Frazier tossing his first interception of the season on the Hawks' opening possession, with Central's Marcus Dorsey taking the ball down to the MU 21.

With their backs to the wall, the MU defense held, highlighted by Haley breaking up a third down TD pass with a hit on CCSU tight end Tyler Rosznagle. Blue Devil Joe Izzo's ensuing 32 yard field goal attempt sailed right, the first miss of the year for the junior kicker.

The Hawk defense kept the momentum up on the next Blue Devil possession, with Dave Ogden coming up with a 14 yard sack on a first down. Sinisi and the offensive line took over on the following drive, with a 25 yard run to set the Hawks up with a fresh set of downs on the CCSU 31. After a bad snap forced a third and long, Sinisi ran off the right guard and not only picked up the first down but went for 34 yards down to the Blue Devil three. The fifth year senior finished the drive on the next play, giving the Hawks a 6-0 lead after a high snap on the PAT caused the kick to be blocked.

Junior Bobby Giles ran the ball five times for 31 yards getting the Hawks down to the three yard line. Sinisi finished the drive from two yards out on third down, putting MU ahead 13-0 with 5:29 to play in the first half.

Trailing by 13 at the start of the third quarter, Central's offense moved the ball into Monmouth territory once again, but the Hawk defenders forced a turnover on downs for the third time in the afternoon. Defensively, the drive was highlighted by Ogden tossing CCSU back James Mallory for a four yard loss on a third and three from the MU23.

A two play drive, consisting of Sinisi runs of 27 and 17 yards, gave the Hawks a 19-0 lead with 3:30 to play in the third quarter.

Central went into a hurry up offense on their ensuing possession, putting together its best drive. On third and two, tailback Brian Fowler dashed for 15 yards and a CCSU first down at the MU 14. Two plays later fullback Eric Richardson put the Blue Devils on the board on a six yard run, cutting the MU lead to 19-7 with 13:36 to play in the game.

After stopping the Hawks, CCSU went back to work on offense, with Norris doing most of the damage through the air, connecting on a number of key first downs with junior Josue Paul. Central ran three straight times inside the five, the third time resulting in an Norris touchdown run. The kick was blocked and Monmouth held on to a 19-13 lead with 3:12 to play.

<b>MONMOUTH</b>	<b>6</b>	<b>7</b>	<b>6</b>	<b>0</b>	<b>19</b>
<b>CENTRAL CONN. STATE</b>	<b>0</b>	<b>0</b>	<b>0</b>	<b>20</b>	<b>10</b>

MU - Sinisi 3 yard run (Delvento kick blocked) 1:56 - 1st  
MU - Sinisi 2 yard run (Delvento kick) 5:30 - 2nd  
MU - Sinisi 17 yard run (Frazier pass failed) 3:30 - 3rd  
CCSU - Richardson 6 yard run (Izzo kick) 13:36 - 4th  
CCSU - Norris 4 yard run (Izzo kick blocked) 3:12 - 4th  
CCSU - Paul 69 yard pass from Norris (Izzo kick) 2:23 - 4th

	<b>MU</b>	<b>CCSU</b>
<b>First Downs</b>	18	17
<b>Rushes - Yards</b>	49-228	43-173
<b>Passing Yards</b>	80	158
<b>Passes (A-C-I)</b>	17-9-1	19-10-0
<b>Total Offense</b>	66-308	62-331
<b>Fumbles-Lost</b>	0-0	0-0
<b>Penalties-Yards</b>	3-30	3-26
<b>Time of Possession</b>	31:02	28:58

**RUSHING:** MU- Sinisi 36-201 3 TD, Giles 5-31, Frazier 7-5 CCSU- Mallory 22-98, Norris 13-39, Fowler 4-28, Richardson 1-6, Dennis 1-2, Team 2-0

**PASSING:** MU- Frazier 9-17-1-80 CCSU- Norris 10-19-0-158

**RECEIVING:** MU- Folsom 2-27, Lauch 2-19, Salomon 2-15, George 1-13, Roeder 1-9, Sinisi 1- minus 3 CCSU- Paul 6-131, Martin 1-12, Grochowski 1-12, Mallory 1-3, Colagiovanni 1-0

**Robert Morris 23**  
**Monmouth Hawks 9**

**Nov. 21, 2009**  
Kessler Field F West Long Branch, N.J.

The Monmouth University football team fell to Robert Morris, 23-9 in its final contest of the 2009 season on Saturday at Kessler Field. MU ends the season at 5-6 overall and 4-4 in the Northeast Conference while the Colonials end their campaign at 5-6 and 5-3 in the league.

The contest marked the final one for 12 Monmouth seniors, including running back David Sinisi who finished with 62 yards on 20 carries.

The game opened with three straight punts before the Colonials took a 7-0 lead with 2:52 left on a 10-yard Myles Russ touchdown run. The score capped a seven-play, 34-yard drive for RMU. The contest remained scoreless through halftime as each defense stepped up and played well with neither team breaking 100 total yards in the first half.

The Colonials scored the second half's first points as well when Garrett Clawson connected on a 26-yard field goal to give RMU a 10-0 lead with six minutes to go in the third quarter. Robert Morris increased its lead to sixteen after Sherrod Evers caught a touchdown on a four-yard fade from QB Jeff Sinclair, but Jose Gumbs blocked the extra point and returned it for two points to cut the lead to 16-2.

Sinclair struck again, this time tossing a 31-yard scoring pass to Anthony Coleman, to increase the visitor's lead to 23-2 with 11:26 left in the fourth quarter. Monmouth QB Kyle Frazier got the Hawks a touchdown, tossing a 15-yard score to senior Ron Lauch with just under five minutes to go in the game.

RMU outgained the Hawks 272-192 in total offense in the game, including 144-62 on the ground. Frazier was 13-of-34 passing with 130 yards, a touchdown and three interceptions. Lauch led the team with five grabs for 57 yards and a score, while Rodney Salomon caught three passes for 31 yards. Ryan Folsom also caught three passes for 27 yards.

Myles ended the game with 74 rushing yards and a score, while Sinclair was 13-of-17 passing with 128 yards and two scores, and added 47 rushing yards. Sherrod Evers hauled in four passes for 29 yards and a score, while Anthony Coleman caught three passes for 50 yards and a score.

Dave Ogden led the Monmouth defense with eight stops, including three for loss, and a sack. Kendall Haley also had eight tackles, joining Jeff Brady with eight tackles. Safety Kenny Amsel also had eight tackles and added his team-leading fifth interception.

<b>RMU</b>	<b>7</b>	<b>0</b>	<b>3</b>	<b>13</b>	<b>23</b>
<b>MU</b>	<b>0</b>	<b>0</b>	<b>0</b>	<b>9</b>	<b>9</b>

RMU - Russ 10 yard run (Clawson kick) 2:52 - 1st  
RMU - Clawson 26 yard field goal 6:00 - 3rd  
RMU - Evers 4 yard pass from Sinclair (Clawson kick blocked) 12:39 - 4th  
MU - Gumbs PAT Return 12:39 - 4th  
RMU - Coleman 31 yard pass from Sinclair (Clawson kick) 11:26 - 4th  
MU - Lauch 15 yard pass from Frazier (Delvento kick) 6:34 - 4th

	<b>RMU</b>	<b>MU</b>
<b>First Downs</b>	14	15
<b>Rushes - Yards</b>	42-144	31-62
<b>Passing Yards</b>	128	132
<b>Passes (A-C-I)</b>	18-13-1	34-13-3
<b>Total Offense</b>	60-272	65-192
<b>Fumbles-Lost</b>	0-0	1-1
<b>Penalties-Yards</b>	8-65	5-47
<b>Time of Possession</b>	33:05	26:55

**RUSHING:** RMU- Russ 23-74, Sinclair 10-47, Link 3-20, Johnson 4-7, Team 2--4 MU- Sinisi 20-62, Frazier 10-2, Team 1--2

**PASSING:** RMU- Sinclair 12-17-0-128, Crouse 0-1-1-0 MU- Frazier 13-34-3-130

**RECEIVING:** RMU- Evers 4-29, Coleman 3-50, Russ 3-15, King 2-21, Girting 1-13 MU- Lauch 5-57, Salomon 3-31, Folsom 3-22, George 1-17, Laipple 1-3

# 2010 GAME RECAPS

## COLGATE 30 MONMOUTH 29

Sept. 4, 2010 • Andy Kerr Stadium • Hamilton, N.Y.

## MAINE 31 MONMOUTH 23

Sept. 11, 2010 • Kessler Field • West Long Branch, NJ

Monmouth University dropped its 2010 season opener to #22 Colgate University, 30-29 last Saturday at Andy Kerr Stadium.

The Hawks battled back from double-digit deficits twice in the game and had an opportunity to go ahead with 1:34 left in regulation on a two-point conversion. After a fourth-down stop, MU drove 52 yards down the field to the seven yard line where Kyle Frazier hit tight end Tyler George in the end zone to close the gap to 30-29. Coach Kevin Callahan decided with momentum on MU's side he would go for two and the potential win. Quarterback Andrew Mandeville would get the call on the PAT, taking the QB draw off the right side but was stopped by safety Brad Keele inches short of the goal line. Monmouth's ensuing onsidies kick was unsuccessful and Colgate was able to run out the clock to preserve the win.

MU trailed 23-7 with just over 10 minutes left in the third quarter but gained a bit of momentum when fifth year senior Bobby Giles returned the ensuing kickoff 90 yards for the score. A quick Colgate score put the home squad ahead 30-13 but MU would hold the Raiders scoreless for the final 22 minutes while putting up 16 unanswered points.

Trailing 17-7 at the start of the second half, the Hawks attempted and recovered an onsidies kick but an illegal formation penalty negated the play. After a series of runs got the ball to midfield, Raider QB Greg Sullivan connected with senior Doug Rosnick for a 50 yard scoring strike. The score put Colgate up 23-7 with 10:28 to go in the third quarter.

Colgate answered immediately with a kickoff return to the MU 35, finishing the drive with a touchdown three plays later on a Sullivan TD run. Colburne converted the PAT, pushing the score to 30-13.

In the third quarter, MU put together a drive that ended with a 33-yard Eric Spillane field goal. The 14-play drive took 7:01 off the clock and the Hawks trailed 30-16 with 47 seconds.

Defense held for the Hawks, forcing Colgate to punt for the first time all game with 13:19 showing on the clock. MU took over on its own nine, with Mandeville engineering Monmouth's hurry up offense. The fifth-year senior quarterback capped the 11 play, 91-yard drive with a 20 yard touchdown run to cut the lead to 30-23 with 8:54 to play in regulation.

Colgate struck first with a substantial drive on its first possession marching 72 yards on eight plays, which ended in a four yard Nate Eachus touchdown run.

After a MU punt, Gate drove the length of the field again scoring a 16 yard Sullivan touchdown run with 37 ticks left in the first quarter.

Working from their own 40, the Hawks complete three straight passes to work down to the Raider 28. Two plays later Frazier connected with Chris Hogan on a slant for a 17 yard TD. The grab was his first reception as a Hawk and it cut the Raider lead to 14-7.

On the following drive Eachus rumbled 35 yards on a third and short down to the Hawk three yard line. MU's defense dropped the Raiders on three straight plays, forcing a Colgate field goal by Evan Colborne ending the first half scoring 17-7.

MU	0	7	9	13	- 29
CU	14	3	13	0	- 30

CU - Eachus 4 yd. run (Colborne kick) 9:24 - 1st  
 CU - Sullivan 16 yd. run (Colborne kick) :37 - 1st  
 MU - Hogan 17 yd. pass from Frazier (Spillane kick) 13:03 - 2nd  
 CU - Colborne 31 yd. field goal 8:02 - 2nd  
 CU - Rosnick 50 yd. pass from Sullivan (Colborne kick failed) - 10:28 - 3rd  
 MU - Giles 90 yd. kickoff return (Frazier pass failed) - 10:13 - 3rd  
 CU - Sullivan 2 yd. run (Colborne kick) - 7:53 - 3rd  
 MU - Spillane 33 yd. field goal - :47 - 3rd  
 MU - Mandeville 20 yd. run - 8:54 - 4th  
 MU - George 7 yd. pass from Frazier (Mandeville rush failed) - 1:34 - 4th

	MU	CU
First Downs	18	20
Rushes - Yards	28-142	54-244
Passing Yards	143	180
Passes (C-A-I)	15-23-0	11-14-0
Total Offense	51-285	68-424
Fumbles-Lost	0-0	0-0
Penalties-Yards	2-11	4-26
Time of Possession	21:33	38:27

**RUSHING:** MU- Giles 12-66, Mandeville 7-55 TD, Caprio 4-22, Sloan El 2-5, TEAM 1--1, Frazier 2 --5 CU- Eachus 30-145 TD, Sullivan 15-74 TD, Jackson 6-23, Rizzo 1-5, Rosnick 1-2, TEAM 1-5  
**PASSING:** MU- Frazier 10-16-0 TD 105, Mandeville 5-7-0 38 CU- Sullivan 11-14-0 TD 130  
**RECEIVING:** MU- George 4-26 TD, Roeder 3-22, Romeo 2-21, Folsom 2-18, Hogan 1-17 TD, Pandorf 1-11, Giles 1-5, Plautz 1-3 CU- Rosnick 7-103 TD, Cason 1-36, Cvetic 1-22, Cadet 1-14, Eachus 1-5

The Monmouth University football team dropped its second straight contest to begin the 2010 season, falling 31-23 to Maine on Saturday afternoon at Kessler Field.

The Black Bears (1-1) struck for the contest's first points when running back Jared Turcotte, who led the way for the visitors with 144 rushing yards on 29 carries, scored from three yards out with 3:31 left in the first quarter to give UM a 7-0 lead.

Monmouth (0-2) was able to get into the scoring column midway through the second quarter when freshman kicker Eric Spillane (Howell, N.J. /Colts Neck) converted a 32-yard field goal with 8:47 showing to cut the Maine lead to 7-3. The Hawks then took a 10-7 lead three and a half minutes later when quarterback Kyle Frazier (Gaithersburg, Md. / Damascus), who ran for a career-high 64 yards on seven carries, scored on a 16-yard jaunt.

The Black Bears then struck for 14 unanswered points, on scoring runs from Turcotte and Derek Session, to take a 21-10 lead with 5:26 showing in the third quarter. MU was able to cut the Maine lead to 21-17 less than two minutes later when L.J. Caprio (North Caldwell, N.J. /West Essex) piled in on a two-yard run, capping a three-play, 64-yard drive that took only 1:23 off the clock.

Maine's Brian Harvey started the fourth quarter's scoring with a 23-yard field goal with 12:51 left to put the Black Bears up 24-17. Spillane answered for Monmouth with a 25-yarder of his own with 9:00 left, but UM's Steven Barker returned the ensuing kickoff 64 yards down to the Hawks' 17-yard line. Turcotte put the exclamation point on the short Maine drive, scoring from seven yards out to increase its lead to 31-20. Spillane ended the afternoon's scoring with a 37-yard field goal, his third of the afternoon, but the Hawks could draw no closer than the 31-23 final.

Maine outgained the Hawks, 433-334 in total offense, including 239-87 on the ground. Monmouth outgained the Black Bears through the air, 247-194 in the contest, but the visitor's held a slight 32:19-27:41 advantage in time of possession. Neither team was effective on third down as the Hawks converted 1-of-15 chances and Maine converted 4-of-15.

Frazier, who accounted for 304 yards of total offense, was 20-of-36 passing for 240 yards in the game to go along with team-high rushing total. All Monmouth rushers other than the redshirt sophomore signal-caller combined for 23 yards on 19 carries in the game. Matt Plautz (Harmony, Pa. /Seneca) led the receiving corps with a career-high six grabs for 70 yards, while fifth-year senior Ryan Folsom (Somerdale, N.J. /Triton Regional) added six catches for 44 yards.

Fifth-year senior Jack Daniels (Franklin Lakes, N.J. /Don Bosco Prep) had a solid afternoon, punting eight times for an average of 46.4 yards per kick. Junior Jose Gumbs (Queens, N.Y. /Hebron Academy) led the defense with 12 tackles, including 10 solo stops, adding a pass break-up.

Maine QB Warren Smith went 17-of-26 passing for 194 yards for Maine. Session led the Black Bears with four catches for 78 yards to go along with his 22-yard rushing TD.

MU	0	10	7	6	- 23
UM	7	7	7	10	- 31

UM - Turcotte 3yd run (Harvey kick) 3:31 - 1st  
 MU - Spillane 32yd Field goal 8:47- 2nd  
 MU - Frazier 16yd Td run (Spillane kick) 5:13 - 2nd  
 UM - Turcotte 51 Yd Td Run (Harvey Kick) 3:59 - 2nd  
 UM - Session 22yd Td Run (Spillane Kick) 5:26 -3rd  
 MU - Caprio 2yd Td run (Spillane Kick) 3:57 - 3rd  
 UM - Harvey 23yd Field goal 12:51 - 4th  
 MU - Spillane 25 yd. field goal 9:00 - 4th  
 UM - Turcotte 7yd Td run 1:16 - 4th  
 MU - Spillane 37yd Field goal 3:05 - 4th

	MU	UM
First Downs	17	17
Rushes - Yards	26-87	41-239
Passing Yards	247	194
Passes (C-A-I)	39-21-0	26-17-0
Total Offense	65-334	67-433
Fumbles-Lost	0-0	0-0
Penalties-Yards	4-25	11-100
Time of Possession	27:41	32:19

**RUSHING:** UM- Turcotte 29-144; Brown 6-42; Smith 4-26; Session 1-22; Boone 1-5. MU- Frazier 7-64; Sloan 4-18; Giles 9 -10; Caprio 3-5 ; Mandeville 1-1.  
**PASSING:** UM- Smith 17-26-0-194. MU- Frazier 20-36-0-240; Mandeville 1-3-0-7.  
**RECEIVING:** UM- Session 4-78; Randall 3-15; Johnson 2-28; Jones 2-26; McDonald 2-21; Buttes 2-21; McCall 1-4; Turcotte 1-1. MU- Plautz 6-70; Folsom 6-44; Giles 2-38; Romeo 2-31; Pollard 2-30; D'urso1-17; George 1-17; Hogan 1-0.



# 2010 GAME RECAPS

## OLD DOMINION 35 MONMOUTH 21

## MONMOUTH 44 DUQUESNE 17

Sept. 25, 2010 • Kessler Field • West Long Branch, NJ

Oct. 2, 2010 • Rooney Field • Pittsburgh, Pa.

Backed by Thomas DeMarco's career day, Old Dominion (2-2) defeated Monmouth University (0-3) by a score of 35-21 Saturday afternoon on Kessler Field.

DeMarco threw for a career-high 407 yards on 28-of-47 passing with four touchdowns. Junior Prentice Gill was DeMarco's favorite target, hauling in six catches for 154 yards and a pair of scores. Monmouth had a solid day from its own quarterback, Kyle Frazier who finished with 192 yards on 18-of-24 passing with a touchdown.

On the opening drive of the game, Old Dominion was forced with third and six when Don Brooks III picked off Thomas DeMarco's pass at the MU 40 yard line. It was the first career interception for Brooks and Monmouth's first turnover of the season. MU stopping the Monarchs on the opening drive was only the fifth time in ODU's 14 game history it has not scored on its first drive of a game.

On the ensuing drive, Bobby Giles scampered 23-yards down the left side to the ODU 17 to set up the Hawks inside the redzone for the first time on the day. Three plays later, Frazier connected with Chris Hogan over the middle for a 24 yard score and a 7-0 Hawks lead.

On the next series, ODU got a kick of return of 39 yards by Colby Goodwyn to the Monarchs 44 yard line. The Monarchs drove 54 yards on six plays and Jarod Brown's 23 yard field got on the scoreboard and cut the Hawks lead to 7-3.

Disaster struck on the next MU drive as Carvin Powell stripped Hogan after a completion which led to ODU's second field goal. Old Dominion then reeled off 21 more points to take a 27-7 lead into halftime. During ODU's 24 point second quarter outburst, DeMarco threw for 241 yards and a trio of touchdowns.

The third quarter belonged to the Hawks as ODU ran just seven offensive plays for four yards. On the final play of the third quarter, Frazier scooted into the endzone from 10 yards out for his second career TD run. The score cut the Old Dominion lead to 27-14 going into the final frame.

Two drives later DeMarco needed just five plays to regain a three score lead, hitting Gill for a 48 yard touchdown pass with just over seven minutes to play.

The Hawks would score on the ensuing drive with a big 53 yard pass from Andrew Mandeville to Giles setting up MU on the Monarch 16. Mandeville's next pass attempt would find Nick Romeo wide open in the endzone, slicing the lead to 35-21 with 4:44 showing on the clock. The game ended with the Hawks knocking on the door again, but time ran out on the home squad with a second and goal from the ODU two yardline.

ODU	3	24	0	8	-	35
MU	7	0	7	7	-	21

MU - Hogan 15 yd pass from Frazier (Spillane kick)6-54, 8:59 - 1st  
 ODU - Brown 23yd Field goal,13-52, 4:43 - 1st  
 ODU - Brown 20 yd Field goal, 11-68, 8:51- 2nd  
 ODU - Evans 22yd pass from DeMarco (Brown kick) 3-33, 6:58 - 2nd  
 ODU - Gill 21yd pass from DeMarco (Brown kick) 6-53, 3:18 - 2nd  
 ODU - Lovitt 4yd pass from DeMarco (Brown kick) 8-87, 0:43- 2nd  
 MU - Frazier 5yd run (Spillane kick) 15-87, 00:00- 3rd  
 ODU - Gill 48yd pass from DeMarco (Gill pass from DeMarco)4-6, 7:24 - 4th  
 MU - Romeo 10yd pass from Mandeville (Spillane Kick) 5-60, 2:33-4th

	MU	ODU
First Downs	19	27
Rushes - Yards	37-89	28-65
Passing Yards	256	407
Passes (C-A-I)	31-21-0	47-28-1
Total Offense	68-345	75-472
Fumbles-Lost	2-1	1-0
Penalties-Yards	4-49	7-46
Time of Possession	31:33	28:19

**RUSHING:** ODU- Crawford 16-49, DeMarco 10-14, Goodwyn 2-2, MU- Giles 18-22, Frazier 7-21, Sloan 4-6, Capro 4-1, Mandeville 2- minus 1; team 2 minus 4.

**PASSING:**ODU -DeMarco 28-47-1-407.MU - Frazier 18-24-0-192; Mandeville 3-7-0-64

**RECEIVING:**ODU - Gill 6-154, Evans 6-95, Lovitt 5-41, Mayers 4-67, Crawford 3-25, Williams 2-3, Goodwyn 1-11, Blanco 1-11. MU- Romeo 4-37, George 3-37, Hogan 3-27, Folsom 3-22, Plautz 3-11, Pollard 2-60 ,Giles 1-53, Henderson 1-8, Caprio 1-1.

Backed by Thomas DeMarco's career day, Old Dominion (2-2) defeated Monmouth University (0-3) by a score of 35-21 Saturday afternoon on Kessler Field.

DeMarco threw for a career-high 407 yards on 28-of-47 passing with four touchdowns. Junior Prentice Gill was DeMarco's favorite target, hauling in six catches for 154 yards and a pair of scores. Monmouth had a solid day from its own quarterback, Kyle Frazier who finished with 192 yards on 18-of-24 passing with a touchdown.

On the opening drive of the game, Old Dominion was forced with third and six when Don Brooks III picked off Thomas DeMarco's pass at the MU 40 yard line. It was the first career interception for Brooks and Monmouth's first turnover of the season. MU stopping the Monarchs on the opening drive was only the fifth time in ODU's 14 game history it has not scored on its first drive of a game.

On the ensuing drive, Bobby Giles scampered 23-yards down the left side to the ODU 17 to set up the Hawks inside the redzone for the first time on the day. Three plays later, Frazier connected with Chris Hogan over the middle for a 24 yard score and a 7-0 Hawks lead.

On the next series, ODU got a kick of return of 39 yards by Colby Goodwyn to the Monarchs 44 yard line. The Monarchs drove 54 yards on six plays and Jarod Brown's 23 yard field got on the scoreboard and cut the Hawks lead to 7-3.

Disaster struck on the next MU drive as Carvin Powell stripped Hogan after a completion which led to ODU's second field goal. Old Dominion then reeled off 21 more points to take a 27-7 lead into halftime. During ODU's 24 point second quarter outburst, DeMarco threw for 241 yards and a trio of touchdowns.

The third quarter belonged to the Hawks as ODU ran just seven offensive plays for four yards. On the final play of the third quarter, Frazier scooted into the endzone from 10 yards out for his second career TD run. The score cut the Old Dominion lead to 27-14 going into the final frame.

Two drives later DeMarco needed just five plays to regain a three score lead, hitting Gill for a 48 yard touchdown pass with just over seven minutes to play.

The Hawks would score on the ensuing drive with a big 53 yard pass from Andrew Mandeville to Giles setting up MU on the Monarch 16. Mandeville's next pass attempt would find Nick Romeo wide open in the endzone, slicing the lead to 35-21 with 4:44 showing on the clock. The game ended with the Hawks knocking on the door again, but time ran out on the home squad with a second and goal from the ODU two yardline.

DUQ	0	7	10	0	-	17
MU	14	17	3	10	-	44

MU - Caprio 1yd run (Spillane Kick) 3-48, 11:41 - 1st  
 MU - George 12yd pass from Frazier, (Spillane kick) 9-80, 2:16- 1st  
 MU - Caprio 3yd run (Spillane kick), 3-61, 13:02 - 2nd  
 MU - Ogden 31yd Interception return (Spillane kick) 11:09- 2nd  
 MU - Spillane 20yd Field Goal 13-51, 3:01 - 2nd  
 DUQ - Dixon 4yd pass from Mitchell(Duale Kick) 3-56, 1:39- 2nd  
 DUQ - Duale 22yd Field Goal, 4-5, 12:20 - 3rd  
 MU - Spillane 45 yd Field goal, 13-47, 7:03 - 3rd  
 DUQ - Cangilla 21yd pass from Mitchell, (Duale Kick) 1-21, 6:47  
 MU - Spillane 34yd Field Goal, 11-53, 11:39 - 4th  
 MU - Amsel 50yd interception return (Spillane Kick) 0:50 -4th

	MU	DUQ
First Downs	22	12
Rushes - Yards	41-157	28-77
Passing Yards	283	163
Passes (C-A-I)	33-19-1	27-16-6
Total Offense	74-440	55-240
Fumbles-Lost	0-0	1-9
Penalties-Yards	7-50	6-55
Time of Possession	33:53	26:07

**RUSHING:** DUQ- McCoy 18-74, Ho 5-14, Bair 1-2, Lapinski 1-0, Patterson 2 minus 5, Mitchell 1 minus 8; MU- Giles 20-95, Sloan 8-27, Frazier 7-17, Caprio 4-13, Mandeville 1-4, Romeo 1-1.

**PASSING:**MU - Frazier 15-29-1-232, Mandeville 4-4-0-51. DUQ - Mitchell 10-18-4-135, Patterson 6-9-2-28.

**RECEIVING:**MU - Folsom 6-88, George 6-79, Romeo 2-30, Hogan 1-41, McAfferty 1-25, Plautz 1-15, Pandorf 1-3, Pollard 1-2. DUQ - Moore 4-19, Williams 3-43, Dixon 3-21, Bunevich 2-54, Bair 2-3, Cangilla 1-21, Ho 1-2.

# 2010 GAME RECAPS

## ROBERT MORRIS 17 MONMOUTH 16

Oct. 9, 2010 • Joe Walton Stadium • Moon Twp., Pa.

## MONMOUTH 21 BRYANT 12

Oct. 16, 2010 • Kessler Field • West Long Branch, N.J.

38

MOON, Pa.- Monmouth University's comeback attempt fell short when Robert Morris' Corey Nolton blocked a potentially game-winning 28 yard field goal attempt with two seconds left to hold on to a 17-16 victory.

MU trailed 17-10 going late into the fourth quarter when quarterback Kyle Frazier connected with Chris Hogan on an eight-yard fade route to close to 17-16 with 1:38 remaining in regulation. The drive ate up 9:35 on the clock and covered 88 yards on 15 plays to close the gap to one. Freshman placekicker Eric Spillane drove the ball off the left upright, his first missed extra point of the season.

Safety Jose Gumbs gave the Hawks a shot at redemption when he recovered the ensuing onside kick at the Monmouth 45. Frazier led the Hawks down the field on a seven-play 44 yard drive which included a 25 yard completion to Ryan Folsom. MU got down to the RMU 11 and called time out with six seconds left to bring Spillane on for a 28 yard attempt. The kick was a bit low and Nolton, a 6-4 sophomore defensive tackle, was able to get a partial hand on the ball. The kick was almost powerful enough to be successful even with the block, but the ball rang off the crossbar to keep the Colonials undefeated. Prior to the kick Spillane was a perfect 8-for-8 on field goals.

After mustering a paltry 82 yards of offense in the first half, Monmouth finished the game with 311 yards of offense while the Hawk defense limited the explosive RMU offense to 75 yards in the final 30 minutes of play.

Robert Morris scored on their opening possession, driving 52 yards on seven plays. MU tallied the games next points after Don Brooks III intercepted Sinclair at the Colonial 10 yardline and returned it to the RMU five. The Hawks attempted a pair of fade passes on the ensuing drive but could not get into the end zone and had to settle for a 22 yard Eric Spillane field goal.

Sinclair found a wide open Shadre King from 12 yards out to cap a seven-play 62 yard drive that put RMU ahead 14-3 with 14:34 left in the second half.

After Mike Avent's 43 yard kickoff return gave Monmouth the ball at the Hawk 47, where MU went 53 yards on eight plays. L.J. Caprio's fourth touchdown run of the season cut the RMU lead to 14-10 with just over 10 minutes to play in the second.

Robert Morris scored the last points of the half on a 34 yard Garrett Clawson field goal with three seconds remaining. The Colonials used a 11-play 63-yard drive to move from their own 20 into the senior's field goal range.

	MU	RMU
<b>Final Score</b>	<b>3 7 0 6 - 16</b>	<b>7 10 0 0 - 17</b>
RMU - Sinclair 10yd run (Clawson Kick) 7-52, 11:26 - 1st		
MU - Spillane 22yd field goal, 4-0, 3:43- 1st		
RMU - King 12yd pass from Sinclair (Clawson kick), 7-62, 14:34 - 2nd		
MU - Caprio 1yd run (Spillane kick) 8-53, 10:29- 2nd		
RMU - Clawson 34yd field goal 11-63, 00:03 - 2nd		
MU - Hogan 8yd pass from Frazier (Spillane kick failed) 15-88, 00:38- 4th		
	<b>MU</b>	<b>RMU</b>
<b>First Downs</b>	20	16
<b>Rushes - Yards</b>	33-122	33-138
<b>Passing Yards</b>	189	148
<b>Passes (C-A-I)</b>	19-30-1	10-19-1
<b>Total Offense</b>	63-311	52-286
<b>Fumbles-Lost</b>	1-0	1-1
<b>Penalties-Yards</b>	6-55	8-69
<b>Time of Possession</b>	32:49	27:09
<b>RUSHING:</b> RMU- Russ 17-95, Sinclair 5-37 TD, Link 4-6, Johnson 5-4, Cobb 1 minus 3; MU- Giles 17-76, Frazier 7-27, Sloan 5-18, Caprio 3-2 TD.		
<b>PASSING:</b> RMU - Sinclair 110-19-1-148 TD. MU - Frazier 19-30-1-189 TD.		
<b>RECEIVING:</b> RMU - Cobb 3-72, King 3-41 TD, Coleman 2-20, Myles 1-9, Green 1-6. MU - Pollard 4-64, Folsom 4-50, Tyler 4-63, Plautz 3-19, Roeder 1-10, Hogan 1-8, Pandorf 1-2, Giles 1-0.		

WEST LONG BRANCH, N.J. - The Monmouth University football team topped Bryant, 21-12 in Northeast Conference action on Saturday afternoon at Kessler Field to improve to 2-1 in league play. The Hawks now move to 2-4 on the season overall, while the Bulldogs fall to 4-3 and 1-2 in the conference.

Monmouth got on the board first by virtue of its first safety since logging two against Sacred Heart on October 8, 2005 when Jose Gumbs blocked Nolan Gelman's punt into the end zone with 11:54 showing in the first quarter. It was also MU's first blocked punt since 2008 against Coastal Carolina.

After the free kick, MU drove down to the 13-yard line where freshman Eric Spillane knocked in a 26-yard field goal to put the Blue and White up 5-0 with 8:14 left in the opening quarter.

Gumbs continued his tremendous all-around game when he recovered a fumble later in the quarter, leading to a LJ Caprio three-yard touchdown run to put the Blue and White up, 12-0 with 2:22 left in the opening stanza. The hosts extended their lead to 18-0 when quarterback Kyle Frazier scored on a 34-yard scamper with 9:18 left before halftime.

Bryant was able to get on the scoreboard right before the half ended when quarterback Mike Croce scored on a three-yard run with 2:29 left to cut the MU lead to 18-6. The Bulldogs' drive consisted of 67 yards, 30 of which came on a pair of Monmouth penalties. The two teams went into halftime with the Hawks up by that 12-point margin.

After a scoreless third quarter, the Hawks added to their lead as Spillane connected on his second field goal of the game, giving MU a 21-6 lead with 6:26.

The Bulldogs got a late touchdown when freshman Jordan Harris scored on a 25-yard pass from Croce to give the game its final 21-12 score.

The two teams combined for 455 total yards and 9-for-30 third down conversions. The Hawks limited the potent Bryant rushing attack to 60 yards on 36 carries and 204 total yards in the contest.

Fifth-year senior running back Bobby Giles led the offense with 19 carries for 71 yards, including a season-long 30-yard run. Frazier, who ran for 33 yards and a score, completed 15-of-25 passes for 125 yards in the contest. Balial Sloan El ran for 23 yards on seven carries and added a blocked punt as well.

	MU	BRY
<b>Final Score</b>	<b>12 6 0 3 - 21</b>	<b>0 6 0 6 - 12</b>
MU - Team Safety - 1st		
MU - Spillane 26yd Field Goal, 9-34 3:29 - 1st		
MU - Caprio 3yd Run (Spillane Kick), 9-40 4:29- 1st		
MU - Frazier 34yd run (Spillane kick blocked), 2-52 0:42 -2nd		
BRY - Croce 3yd Run (Bird kick blocked), 11-67 6:39 -2nd		
MU - Spillane 33yd Field goal, 10-34 5:52 - 4th		
BRY - Harris 25yd Pass from Croce (Bird Kick Failed), 4-57 0:40		
	<b>MU</b>	<b>BRY</b>
<b>First Downs</b>	15	13
<b>Rushes - Yards</b>	35-126	30-60
<b>Passing Yards</b>	125	144
<b>Passes (C-A-I)</b>	22-12-0	26-15-0
<b>Total Offense</b>	61-251	58-204
<b>Fumbles-Lost</b>	0-0	0-0
<b>Penalties-Yards</b>	5-50	8-70
<b>Time of Possession</b>	30:49	29:11
<b>RUSHING:</b> BRY- Brown 27-67, Harris 1-6, Team 2 Minus 5, Croce 6 minus 8; MU- Giles 19-71, Frazier 7-33, Sloan 4-23, Caprio 2-3, Team 2 minus 2, Mandeville 1-minus 2.		
<b>PASSING:</b> BRY- Croce 12-21-0-144, Team 0-1-0-0. MU- Frazier 15-25-0-125; Mandeville 0-1-0-0.		
<b>RECEIVING:</b> BRY- Harris 4-77, Brown 4-43, Tracey 2-8, Pritchard 1-10, Mullan 1-6. MU- George 5-28, Pollard 2-34, Romeo 2-22, Plautz 2-12, McAfferty 1-11, Giles 1-7, Hogan 1-6, Roeder 1-5.		



# 2010 GAME RECAPS

## MONMOUTH 19 ST. FRANCIS 7

Oct. 23, 2010 • Kessler Field • West Long Branch, N.J.

## SACRED HEART 26 MONMOUTH 25

Oct. 30, 2010 • Kessler Field • West Long Branch, N.J.

WEST LONG BRANCH, N.J. - The Monmouth University football team defeated Saint Francis University, 19-7 in Northeast Conference action on Saturday afternoon in front of a crowd of 2,209 at Kessler Field. The Hawks improve to 3-4 overall and 3-1 in the league with the win, while the Red Flash fall to 1-6 and 1-4 in the conference.

Fifth-year senior running back Bobby Giles paced the Monmouth offense with a season-high 116 rushing yards on 23 carries. The Hawks ran for 204 yards on 42 carries as a team, good enough for a 4.9 yard-per-carry average. The Hawks outgained SFU, 382-178 in total yards, limiting the Red Flash to 66 yards on the ground.

Monmouth and Saint Francis played a scoreless first quarter, despite the Hawks outgaining the Red Flash by a 123-1 margin. MU came away empty-handed on two first quarter drives, one when Red Flash linebacker Scott Lewis blocked Eric Spillane's 22-yard field goal attempt with eight minutes showing, and the other when L.J. Caprio was stopped on a fourth-and-goal at the one-yard line.

The Hawks struck first when Balial Sloan El scampered 20 yards for his first career touchdown to cap off six-play, 31-yard drive, 3:35 into the second quarter. Lewis blocked Spillane's extra point attempt to keep the score at 6-0, early in the second quarter.

On the next Red Flash possession, the defense forced a punt and receiver Darvin Henderson stripped SFU returner Dane Domonkos of the ball and Jose Gumbs recovered at the 20-yard line. MU marched down to the one-yard line, where Spillane knocked in his first field goal of the day, to give the Hawks a 9-0 lead with five minutes remaining in the half.

On the ensuing drive, Red Flash quarterback Timmy Meyers connected with fullback Kevin Parker for a 43-yard pass, but Saint Francis' 28-yard field goal attempt went wide left to preserve the nine point lead.

Frazier marched the Monmouth offense into the red zone on the ensuing drive, where the sophomore signal-caller connected with Matt Plautz over the middle for a 21-yard

gain, coupled with a 15-yard personal foul penalty, which put the ball on the Red Flash 14-yard line. Frazier found Mike Roeder down the left side for the touchdown, Roeder's second score of the year, to cap off an eight-play, 80-yard drive and give the Hawks a 16-0 lead heading into the half.

The only MU scoring in the second half saw Spillane convert a career-long 46-yard field goal to extend the Hawks' lead to 19-0.

MU	0	16	3	0	- 19
SFU	0	0	0	7	- 7

MU - Sloan 20yd run (Spillane Kick blocked), 6-31 2:42 - 2nd		
MU - Spillane 18 yd field goal, 4-19 1:49 - 2nd		
MU - Roeder 14yd pass from Frazier (Spillane kick), 9-80 1:47 - 2nd		
MU - Spillane 46yd field goal, 10-36 3:15- 3rd		
SFU - Winston 10yd pass from Kelly (Thiel kick), 18-90 6:46		
	<b>MU</b>	<b>SFU</b>
<b>First Downs</b>	23	11
<b>Rushes - Yards</b>	42-204	25-66
<b>Passing Yards</b>	178	112
<b>Passes (C-A-I)</b>	29-18-0	28-11-1
<b>Total Offense</b>	71-382	53-178
<b>Fumbles-Lost</b>	0-0	3-1
<b>Penalties-Yards</b>	6-86	7-58
<b>Time of Possession</b>	33:49	26:11

**RUSHING:** SFU- Kelly 8-45, Yearwood 12-35, Conley 2-5, Myers 3-minus 19. MU - Giles 23-116, Sloan El 6-36, Mandeville 2-22, Frazier 8-15, Gumbs 1-14, Caprio 2-1.  
**PASSING:** SFU- Kelly 10-21-0-69, Myers 1-7-1-43. MU - Frazier 18-27-0-178, Mandeville 0-2-0-0.  
**RECEIVING:** SFU- Howze 5-43, Yearwood 3-2, Parker 1-43, Domonkos 1-14, Winston 1-10. MU- Romeo 6-67, Plautz 4-51, Roeder 2-31, Pandorf 1-16, Hogan 1-6, Folsom 1-6, McAfferty 1-2, Sloan El 1-0, Caprio 1-minus 1.

WEST LONG BRANCH, N.J. - The Monmouth University football team fell to Sacred Heart, 26-25 in Northeast Conference action on Saturday afternoon on Homecoming. The Hawks fall to 3-5 overall and 3-2 in the league, while the Pioneers improve to 3-6 and 1-5 in the conference.

The Hawks, trailing for all of the first half, scored 16 straight points to take a 20-19 lead with 12:55 to go in the fourth quarter. SHU retook the lead five minutes later but quarterback Andrew Mandeville connected with fifth-year senior Nick Romeo on a screen pass, which Romeo took 60 yards for a score. Trailing by five with 3:39 to play, Sacred Heart went on a nine-play 76 yard drive that was capped by a two yard Marcel Archer run to reclaim the lead for good.

The game was Monmouth's third one-point loss this season. MU is now 0-5 when trailing after the first 30 minutes of play.

Sacred Heart jumped out to an early 7-0 lead as Marcel Archer ran for his first of four touchdowns, scoring from three yards out to cap off a 14-play, 69-yard drive, with just less than 10 minutes left in the first quarter.

The Hawks were able to put points up on their second drive when Eric Spillane connected on a 33-yard field goal, cutting SHU's lead to 7-3, with three seconds left in the opening quarter. Spillane's field goal tied the Monmouth record, held by Steve Andriola, of made field goals in a single season with 13.

The Pioneers took an eleven-point lead after they converted a MU turnover into Archer's second rushing touchdown of the game, taking that 14-3 advantage into the half.

Mike Avent started with second half with a 40-yard kickoff return to the SHU 49-yard line. Fifth-year senior Andrew Mandeville came on in the second half and led the Hawks to their first touchdown drive of the game, capped off by a 13-yard rushing touchdown from Romeo, cutting the visitor's lead to 14-10.

Spillane drilled his second field goal of the game, establishing a new single-season MU record with 14, to cut the Pioneers' lead to a point at 14-13 on Monmouth's next possession after it held Sacred Heart to a three-and-out.

MU took a 19-14 lead on its next drive when Balial Sloan El ran up the middle for a 34-yard touchdown on a fourth-and-inches with 12:55 left in the game. The Hawks' two-point conversion attempt failed.

Sacred Heart responded on its next drive, going 81 yards over

six plays in 1:44, with Archer scampering 20 yards for his third score of the game. SHU also didn't convert its two-point attempt, leaving the game at 20-19.

Mandeville put Monmouth in front when he connected with Romeo for a 60-yard score to regain the lead 25-20, but the Hawks' two-point attempt again failed. SHU quarterback Dale Fink led the Pioneers down the field on its ensuing drive, resulting in Archer's fourth score of the game, giving the visitor's a 26-25 lead.

SHU	7	7	0	12	- 26
MU	3	0	10	12	- 25

SHU - Archer 3 yd run (Fredriksson kick), 9:13 - 1st		
MU - Spillane 33 yd field goal, :03 - 1st		
SHU - Archer 4 yd run (Fredriksson kick), 3:18 2nd		
MU - Romeo 13 yd run (Spillane kick), 3:11 - 3rd		
MU - Spillane 23 yd field goal, 5:54 - 3rd		
MU - Sloan El 34 yd run (Romeo rush failed), 12:55- 4th		
SHU - Archer 20 yd run (Fink pass failed), 11:10 - 4th		
MU - Romeo 60 yd pass from Mandeville (Mandeville pass intcpt), 9:24 - 4th		
SHU - Archer 1 yd run (Fink pass failed), 0:51 - 4th		
	<b>SHU</b>	<b>MU</b>
<b>First Downs</b>	17	21
<b>Rushes - Yards</b>	25-93	40-275
<b>Passing Yards</b>	220	199
<b>Passes (C-A-I)</b>	21-38-0	17-25-1
<b>Total Offense</b>	63-313	65-474
<b>Fumbles-Lost</b>	0-0	0-0
<b>Penalties-Yards</b>	3-52	5-38
<b>Time of Possession</b>	26:53	33:07

**RUSHING:** SHU- Archer 17-76, Ibe 7-22, Fink 1- minus 5, MU - Mandeville 7-110, Giles 16-64, Sloan El 8-64, Frazier 5-23, Romeo 1-13, Caprio 3-1.  
**PASSING:** SHU- Fink 21-38-0-220, MU - Frazier 12-19-1-110, Mandeville 5-6-0-89.  
**RECEIVING:** SHU- Patterson 6-77, Coles 5-29, Uyeno 3-18, Tate 2-31, Moore 2-23, Nahat 2-19, Rossi 1-23, MU- Romeo 5-82, George 3-21, Folsom 2-20, Pollard 2-19, Sloan El 2-16, Hogan 1-27, D'Urso 1-9, Plautz 1-5.

# 2010 GAME RECAPS

## WAGNER 31 MONMOUTH 20

Nov. 6, 2010 • Wagner Field • Staten Island, N.Y.

## CCSU 49 MONMOUTH 48

Nov. 13, 2010 • Kessler Field • West Long Branch, NJ

40

STATEN ISLAND- Led by sophomore quarterback Nick Doscher's 335 yards of total offense, including a pair of rushing touchdowns, Wagner (5-4, 3-3 NEC) defeated Monmouth (3-6, 3-3 NEC) on Saturday afternoon at Wagner College Stadium.

Doscher finished with 206 yards passing and 129 on the ground, throwing for one TD while rushing for two more.

After the Hawks opened up a 7-0 lead in the second quarter, Wagner out-scored Monmouth 31-13 over the final 31 minutes of the game to become the first home team to win a game in the series in seven tries. Monmouth closed to within eight in the fourth quarter but was unable to complete the comeback.

The Hawks got on the board first, when fifth year senior Bobby Giles bounced an inside handoff outside and raced 43 yards up the right sideline for a touchdown. It was Giles' first TD run since his 60 yarder against Wagner a season ago. The play was set up by a solid Nick Romeo punt return and an 11-yard Matt Plautz pass reception. The three-play, 55-yard drive put the Hawks up 7-0 with 7:25 to play in the half.

The Seahawks answered right back, with a Doscher to Tyrone Collins 46 yard pass that set Wagner up on the MU 7. The Hawks defense stiffened and forced a field goal attempt that sailed wide right.

The Hawks were driving again but Wagner's Greg Francios intercepted Kyle Frazier in the end zone, giving the Seahawks another shot at putting points on the board before halftime. Wagner tied the game up on a Doscher to Darnell Sapps 26 yard TD reception. The Wagner drive took just seven plays and 52 seconds to cover 80 yards for the score.

Chris Hogan intercepted Doscher on Wagner's first drive of the second half but MU's offense stalled and the Hawks were forced to punt for the fourth time in the game. Two plays later Wagner's Eric Foxworth busted through the middle of the MU defense and rumbled 51 yards down to the MU five yardline. Doscher finished the drive with a four yard TD run to put the Seahawks up 14-7 with 10:12 to play in the third quarter. That drive took just four plays, covered 61 yards in 1:31.

Monmouth tied up the game on a Frazier to Plautz 15 yard touchdown pass, completing a seven-play, 60 yard drive. Tyler George had a big 27-yard reception on the drive to set the Hawks up on the Wagner 16.

Wagner answered with a 40 yard Doscher to Collins connection, giving the home team a first and goal from the eight. Two plays later Doscher scored his second rushing touchdown of the game, putting the Seahawks ahead 21-14 with 13:22 to play in the game.

The Seahawks doubled their lead when Wagner senior Franz Placide blocked a MU punt and returned it 29 yards for a touchdown. Monmouth answered right back when Mandeville hit Mitchell Pollard on a slip screen for seven yard Hawk touchdown. Placide came through unblocked on the extra point attempt, blocking it to preserve a 28-20 lead for Wagner.

The Hawks kicked deep, hoping to stop Wagner with 7:13 on the clock but the defense was unable to get off the field as the Seahawks drove down the field and killing much of the clock in a drive that culminated in a 24 yard David Lopez field goal. The win gave Wagner coach Walt Hamline his 200th career victory, making him just the 64th collegiate coach to the milestone.

<b>MU</b>	<b>0</b>	<b>7</b>	<b>7</b>	<b>6</b>	<b>- 20</b>
<b>WAGNER</b>	<b>0</b>	<b>7</b>	<b>7</b>	<b>17</b>	<b>- 31</b>

	<b>WC</b>	<b>MU</b>
<b>First Downs</b>	16	19
<b>Rushes - Yards</b>	39-238	37-155
<b>Passing Yards</b>	206	201
<b>Passes (C-A-I)</b>	26-13-1	25-19-1
<b>Total Offense</b>	65-444	62-356
<b>Fumbles-Lost</b>	0-0	2-0
<b>Penalties-Yards</b>	6-96	4-20
<b>Time of Possession</b>	27:21	32:28

**RUSHING:** MU - Giles 13-96; Sloan EL 10-34; Mandeville 6-38; D'urso 1-5; Raymond 1-1; Team 1-1; Frazier 5 minus 10. WC - Doscher 25-129; Foxworth 12-109.

**PASSING:** MU - Frazier 17-22-1-182; Mandeville 2-3-0-19. WC - Doscher 13-26-1-206.

**RECEIVING:** MU - Pollard 5-49; Folsom 5-34; Plautz 3-37; Romeo 3-36; George 1-27; Roeder 1-12; Sloan EL 1-6. WC - Collins 4-112; Crawford 2-30; Matthews 2-16; Sapps 1-26; Jaeger 1-11; Munson 1-8; Ford 1-2.

WEST LONG BRANCH, N.J. - The Monmouth University football team dropped its first ever overtime contest, falling to Central Connecticut State, 49-48 in two extra periods on Saturday afternoon at Kessler Field.

After a scoreless first overtime period, the Hawks took a 48-41 lead after fifth-year senior LJ Caprio scored his third rushing touchdown of the game on a four-yard run. CCSU quarterback Gunnar Jespersen answered with a score from a yard out, and then the visitor's won the game when they elected to go for two, instead of tying the game with an extra point, when the signal-caller found receiver Josue Paul for the conversion.

The Blue Devils took the game's initial lead when running back Everette Benjamin scored from 29 yards out with 10:47 left in the first quarter. The Hawks tied the game at 7-7 when Caprio scored his first touchdown of the game with 7:34 left in the opening period. The fifth-year senior gave the Hawks a one-score lead early in the second quarter, scoring from two yards out with 14:27 showing before halftime.

CCSU then scored 14 straight points to take a 21-14 lead after Jespersen tossed scores on consecutive drives, the first a 42-yarder to Richie Martin and then a 26-yarder to Paul, respectively. The Hawks answered when quarterback Kyle Frazier connected with fifth-year senior receiver Ryan Folsom on a 69-yard touchdown to square the game at 21-21 with 1:50 left in the first half.

On the ensuing kickoff, CCSU defensive end Lawton Arnold picked up the pooch kick and raced 70 yards for a touchdown, putting the Blue Devils in front, 28-21 with 1:33 left. Monmouth answered when Frazier hit Nick Romeo for a 15-yard score with 32 seconds left in the half, but the Hawks missed the extra point and trailed, 28-27. MU then took a 34-28 lead into intermission when fifth-year senior Kenny Amsel picked off a Jespersen pass and went 72 yards for a score as the first half clock expired.

The Hawks added to their lead, going up 41-28 after their first drive of the second half when freshman Mitchell Pollard scored on a 13-yard run to cap a four-play, 62-yard jaunt. Central scored on its next two possessions, tying the game at 41-41 with 56 seconds left in the game, but had its extra point blocked, forcing overtime.

The two teams combined for over 1,000 yards of total offense in the shootout. Frazier completed 18-of-29 passes for 300 yards and two scores in the game, and led the ground attack with a career-high 115 yards on 16 carries. Caprio carried 23 times for 64 yards, adding three scores in the game. Tyler George caught a team-high five passes for 40 yards, while Pollard added four grabs for 73 yards.

Matt Plautz caught three passes for 45 yards, while Folsom contributed a pair of catches for 85 yards. Benjamin led CCSU with 184 rushing yards on 28 carries. Chris Tolbert added 72 yards on 11 carries as the Blue Devils ran for 338 yards on 63 carries. Jespersen completed 16-of-29 passes for 225 yards with three scores and two interceptions.

A quartet of Hawks each recorded 10+ tackles, led by Joe Valenti and his 14 stops. Jose Gumbs, Kendall Haley and Dave Ogden each recorded 11 tackles as Ogden added

<b>MU</b>	<b>7</b>	<b>27</b>	<b>7</b>	<b>0</b>	<b>7</b>	<b>0</b>	<b>8</b>	<b>- 48</b>
<b>CCSU</b>	<b>7</b>	<b>21</b>	<b>7</b>	<b>6</b>	<b>8</b>	<b>0</b>	<b>7</b>	<b>- 49</b>

	<b>CCSU</b>	<b>MU</b>
<b>First Downs</b>	29	22
<b>Rushes - Yards</b>	63-323	44-203
<b>Passing Yards</b>	225	302
<b>Passes (C-A-I)</b>	29-16-2	30-19-0
<b>Total Offense</b>	92-548	74-505
<b>Fumbles-Lost</b>	2-1	1-1
<b>Penalties-Yards</b>	4-59	4-32
<b>Time of Possession</b>	33:13	26:47

**RUSHING:** CCSU - Benjamin 28-184; Tolbert 11-72; Jespersen 13-28; Woolfold 3-27; Richardson 6-8; Pagan 2-4. MU - Frazier 16-115; Caprio 23-64; Pollard 1-13; Giles 2-9; Mandeville 2-2.

**PASSING:** CCSU - Jespersen 16-29-2-225. MU - Frazier 18-29-0-300; Mandeville 1-1-0-2.

**RECEIVING:** CCSU - Martin 3-78; Paul 3-53; Borawski 3-25; Debenedittis 2-34; Tolbert 2-18; Linares 1-8; Benjamin 1-5; Jubles 1-4. MU - George 5-40; Pollard 4-73; Plautz 3-45; Folsom 2-85; Giles 2-28; Romeo 1-15; Roeder 1-11; McIlafferty 1-5.



# 2010-11 GAME RECAPS

## ALBANY 28 MONMOUTH 19

Nov. 20, 2010 • University Field • Albany, N.Y.

## LEHIGH 49 MONMOUTH 24

Sept. 3, 2011 • Kessler Field • West Long Branch, N.J.

Despite closing to within two in the final minutes of the game, Monmouth University fell to The University at Albany 28-19 in the 2010 season finale Saturday.

Four second half turnovers doomed the Hawks, who are now 4-9 all-time against the Great Danes.

With 6:06 remaining in regulation and by eight, Kyle Frazier orchestrated an eight-play 75 yard drive that culminated in a three yard L.J. Caprio TD score to cut the lead to 21-19. The key play on the drive was a Frazier to Mike McLafferty 22-yard pass, in which the redshirt freshman tight end spun away from two tacklers to set the Hawks up on the UA three yard line. The score was Caprio's ninth of the season. On the two point attempt Frazier's pass was just high for the outstretched McLafferty and MU was left trailing by two with 3:09 to play.

MU's onside kick attempt was recovered by Albany but MU's defense forced a three-and-out and the Hawks got the ball back at their own 12 with 2:37 to play. Frazier was sacked on first down, had a ball batted down on second and third down setting up a fourth and 13 from the eight. Frazier connected with Matt Plautz on the next play for a 12 yard gain setting up a fresh set of downs from the MU 28. Two plays later Frazier fumbled while escaping pressure and Albany's Jon Morgan picked up the ball and ran it untouched to the endzone to put the Great Danes ahead 28-19. Frazier was intercepted on MU's final drive with UA running the ball out for the victory.

Albany sophomore Andrew Smith scored the first points of the day on a one yard TD plunge that he set up himself with a 44 yard fake punt one play earlier. Smith's seventh rushing score of the year put the Great Danes up 7-0 with 10:03 to play in the first quarter.

The Hawks mounted a great drive late in the first quarter with Frazier going five of eight on the drive for 38 yards through the air. With a pair of first down passes to Tyler George setting them up with a first and goal from the four, a high snap on second down forced a third and goal from the nine. Two plays later Spillane hit a 25 yard field goal to cut the lead to 7-4 with 12:49 to play. The drive went 84 yards on 17 plays covering 7:27 of game time.

Special teams woes struck again as UA freshman Dillon Romain returned the ensuing kickoff 48 yards to the MU 42 yardline. Two plays later Leathley hit Ryan Kirshner for a 28 yard completion to set up Ben Miseikis touchdown run on the following play. The Albany drive covered 42 yards on three plays and took just one minute off the clock.

MU caught a break when Albany punted into a whipping wind from its own 30, with the ball going just seven yards. The Hawk drive stalled but a 33 yard Eric Spillane field goal gave MU another three points, working Albany's advantage down to 14-6 with 5:59 to play in the half.

Trailing 14-6 to start the second half, a quirky play gave the Hawks the ball despite kicking off. Spillane's kickoff hung up in the wind and the ball bounced back right into the hands of Jose Gumbs who was hustling down on kick coverage. Taking over from the Albany 30, Frazier hit Plautz on a 17 yard come-back route to move into the.

Three plays later Frazier scampered into the endzone untouched from the four.

Another disastrous kick coverage effort gave the Great Danes great field position with a 15 yard face-mask penalty getting tacked on from the end. UA drove down to the MU one but couldn't get in on four tries and the Hawks took over from their own one. On the very next play Frazier fumbled from his own one with Albany pouncing on the loose ball. It took two plays for the Great Danes to capitalize on the mistake, with Leathley scoring on a keeper from a yard out on second down to put UA up 21-13 with 8:01 to play in the third frame.

<b>MU</b>	<b>0</b>	<b>6</b>	<b>7</b>	<b>6</b>	<b>- 19</b>
<b>ALBANY</b>	<b>7</b>	<b>7</b>	<b>7</b>	<b>7</b>	<b>- 28</b>

ALBANY - Smith, 1 yd run (Glass Kick), 9-74 3:23 - 1st  
 MU - Spillane, 25 yd field goal, 17-84 7:27 - 2nd  
 ALBANY - Miseikis, 10 yd run (Glass Kick), 3-42 1:00 - 2nd  
 MU - Spillane, 33 yd field goal, 5-21 2:17 - 2nd  
 MU - Frazier, 4 yd run (Spillane Kick), 5-30 2:33 - 3rd  
 ALBANY - Leathley, 1 yd run (Glass Kick), -3rd  
 MU - Caprio, 2 yd run (Frazier pass failed), 8-75 2:57 - 4th  
 ALBANY - Morgan, 21 yd fumble recovery (Glass Kick) - 4th

	<b>ALBANY</b>	<b>MU</b>
<b>First Downs</b>	12	21
<b>Rushes - Yards</b>	44-172	38-102
<b>Passing Yards</b>	83	219
<b>Passes (C-A-I)</b>	9-16-0	20-40-2
<b>Total Offense</b>	60-255	78-321
<b>Fumbles-Lost</b>	2-1	2-2
<b>Penalties-Yards</b>	8-70	2-25
<b>Time of Possession</b>	27:36	32:24

**RUSHING:** MU - Caprio 18-40; Frazier 13-34; Mandeville 7-28. ALBANY - Smith 14-97; Romain 18-71; Miseikis 3-12.  
**PASSING:** MU - Frazier 20-40-2-219. ALBANY - Leathley 9-15-0-83; Smith 0-1-0-0.  
**RECEIVING:** MU - Plautz 5-70; George 4-35; Folsom 3-27; McLafferty 3-26; Hogan 2-15; Pollard 1-33; Romeo 1-10; D'Urso 1-3. ALBANY - Kirshner 4-52; Smith 1-14; Chillis 1-6; Poore 1-5; Romain 1-3;

Lehigh senior quarterback Chris Lum threw for 346 yards and four touchdowns to lead No. 13 Lehigh University (1-0) past Monmouth University (0-1) at Kessler Field Saturday afternoon.

Lehigh had scoring plays of 73, 47, 32, 24 and 23 yards in the win.

Monmouth opened up a 7-0 lead after a 14-72 yard drive to open the game but Lehigh scored 21 unanswered points to take a lead they would not surrender again. The Hawks converted four third downs on that first drive, which culminated on a Pete Nagy two-yard touchdown run.

Lehigh answered that with a march of its own, covering 64 yards and 12 plays. Back Zach Barkett scored his first of two touchdowns on the day, the first from four yards out to tie the game 7-7 with 2:54 to play. On their next possession the Mountain Hawks scored on one- play, a 73 yard bomb from Lum to junior preseason All-Patriot League wideout Ryan Spadola. After a three-and-out by the Hawks, Lehigh went 85 yards on nine plays, but it was Barkett's 32 yard screen pass for a touchdown that put the visitors up 21-7 with 9:26 to play in the first half.

The Hawks cut the lead to 21-10 on a Eric Spillane field goal but once again LU scored three unanswered TDs to take a commanding 42-10 lead. Monmouth scored back to back TDs to close the gap but Mountain Hawk Marcus Dormevil had a 47 yard run with 1:14 to finish the scoring at 49-24.

Junior Elijah Phillips' 46 yard punt return provided a spark for the Hawks, setting up the offense on the Lehigh 30. A few plays later Hayes powered in from five yards out for his first career score.

<b>LEHIGH</b>	<b>7</b>	<b>14</b>	<b>14</b>	<b>14</b>	<b>- 49</b>
<b>MONMOUTH</b>	<b>7</b>	<b>0</b>	<b>3</b>	<b>14</b>	<b>- 24</b>

MU - Nagy 2yd Run (Spillane kick) 14-72, 8:26 1st  
 LU - Barkett 4yd Run (Peery kick) 12-64, 2:54 1st  
 LU - Spadola 73yd Pass from Lum (Peery kick) 1-73, 14:31 2nd  
 LU - Barkett 32yd Pass from Lum (Peery kick) 9-85, 9:34 2nd  
 MU - Spillane 30yd Field Goal, 8-42, 10:16 3rd  
 LU - Spadola 23 yd Pass from Lum (Peery kick) 4-71, 8:41 3rd  
 LU - Barkett 29yd Run (Peery kick) 4-74, 5:59 3rd  
 LU - Drwal 24yd Pass from Lum (Peery kick) 8-91, 14:52 4th  
 MU - Sloan EL 2yd Run (Spillane kick) 3-30, 6:03 4th  
 MU - Hayes 5yd Run (Spillane kick) 3-29, 3:20 4th  
 LU - Dormevil 47yd Run (Peery kick) 3-50, 1:14 4th

	<b>MU</b>	<b>LU</b>
<b>First Downs</b>	23	23
<b>Rushes - Yards</b>	32-102	27-183
<b>Passing Yards</b>	249	346
<b>Passes (C-A-I)</b>	42-24-1	35-22-1
<b>Total Offense</b>	351	529
<b>Fumbles-Lost</b>	0-0	2-1
<b>Penalties-Yards</b>	6-55	7-65
<b>Time of Possession</b>	32:40	27:20

**RUSHING:** LU - Barkett 13-80; Dormevil 5-65; Lum 1-27; Colvin 2-8; Farrell 6-3. MU - Frazier 11-28; Nagy 6-19; Peterson 2-17; Hayes 5-16; Sloan EL 7-16; Pollard 1-6.  
**PASSING:** LU - Lum 22-34-1-346; Colvin 0-1-0-0. MU - Frazier 22-39-1-225; Peterson 2-3-0-24.  
**RECEIVING:** LU - Drwal 8-117; Spadola 6-148; Haggins 2-33; Barkett 2-28; Jefferson 2-11; Wickware 1-5; Dormevil 1-4. MU - George 8-72; Pollard 4-44; Davenport 3-41; Sterling 3-34; Roberts 2-32 McLafferty 2-24; Nagy 1-3; Frazier 1-minus 1.

# 2011 GAME RECAPS

## MONMOUTH 20 VILLANOVA 9

Sept. 17, 2011 • Villanova Stadium • Villanova, Pa.

## MONMOUTH 24 CCSU 12

Oct. 1, 2011 • Arute Field • New Britain, Conn.

42

MU got its first win of the season over Villanova in front of 11,817 fans.

Down 10-7 at the start of the fourth quarter, Villanova had two tries to get in the endzone from the Monmouth one but were denied each time. On fourth and goal from the one, sophomore linebacker Dan Sullivan dropped Nova's running back for a two yard loss, giving the Hawks the ball and the momentum.

Monmouth then went 79 yards on seven plays and converted a 36 yard Eric Spillane field goal to take a 13-7 lead. Villanova's final points came when the Hawks elected to take a safety on fourth down from their own goal line rather than risk a blocked punt and get better field position for the defense, which held 'Nova out of the endzone the rest of the way. Senior running back Balial Sloan El put the game out of reach with a 44 yard touchdown run up the middle with 30 seconds remaining in the game.

The Monmouth defense, led by Sullivan's eight tackles, held Villanova's offense to 16 yards in the first quarter and 100 total yards in the first half. The key play of the half came with 25 seconds remaining, with quarterback Christian Culicerto hitting wideout Dorian Wells for what seemed to be a easy 49 yard touchdown. Senior safety Jose Gumbs chased down wells and punched the ball out around the MU five yard line. The ball scooted into the endzone where Wells recovered it but he was called out of bounds, resulting in a touchback for the Hawks.

The only scoring of the first half was a 32 yard successful field goal by Spillane that gave MU a 3-0 lead with 9:16 to play in the second quarter. Villanova took its only lead of the game the first drive of the second half, scoring on a 36 yard Austin Medley touchdown run.

The lead didn't last long as Monmouth answered with a 11-play 76 yard drive that ended with junior Tristan Roberts' first TD as a Hawk to put the Blue & White up 10-7 with 4:19 to play in the third quarter.

The win was the program's first over a current CAA team and snapped a two-plus year non-conference losing streak.

The Hawk defense allowed just 301 yards of total offense.

<b>MONMOUTH</b>	<b>0</b>	<b>3</b>	<b>7</b>	<b>10</b>	<b>- 20</b>
<b>VILLANOVA</b>	<b>0</b>	<b>0</b>	<b>7</b>	<b>2</b>	<b>- 9</b>
<p>MU - Spillane 32yd Field Goal, 7-24, 4:13 2nd                  VU - Medley 36yd Run (Hamilton kick) 10-83, 3:55 3rd                  MU - Roberts 7yd Pass from Frazier (Spillane kick) 11-76, 4:19 3rd                  MU - Spillane 36yd Field Goal, 7-79, 2:37 4th                  VU - Team safety 4th                  MU - Sloan El 44yd Run (Spillane kick) 2-45, 0:30 4th</p>					
		<b>MU</b>	<b>VU</b>		
<b>First Downs</b>		14	16		
<b>Rushes - Yards</b>		35-140	38-106		
<b>Passing Yards</b>		220	195		
<b>Passes (C-A-I)</b>		17-30-0	13-32-2		
<b>Total Offense</b>		65-360	70-301		
<b>Fumbles-Lost</b>		1-1	2-1		
<b>Penalties-Yards</b>		5-44	5-44		
<b>Time of Possession</b>		31:38	28:22		
<p><b>RUSHING:</b> MU - Sloan EL 13-76; Hayes 9-55; Frazier 9-17; Mclean 2-3; Pollard 1-minus 2; Mohr 1-minus 9. VU - Medley 7-53; Culicerto 12-34; Doss 14-26; Wells 1-minus 1; Polony 3-minus 3; Livers 1-minus 3.  <b>PASSING:</b> MU - Frazier 17-30-0-220. VU - Culicerto 11-24-1-183; Polony 2-8-1-12.  <b>RECEIVING:</b> MU - Pollard 7-118; Sterling 5-69; George 2-21; Sumlin 2-5; Roberts 1-7. VU - Wells 6-98; Miles 4-42; Doss 2-32; Craig 1-17; Livers 0-6.</p>					

**NEW BRITAIN, Conn.** - MU quarterback Kyle Frazier completed 21-of-27 passes for 195 yards and scored once each through the air and on the ground as the Monmouth University (2-1, 1-0 NEC) football team knocked off preseason NEC favorite Central Connecticut State (2-2, 1-1), 24-12, Saturday afternoon.

The win snapped the Blue Devils' 15-game home winning streak, dating back to the season opener in 2008. The Hawks improve to 2-1 with the win, while the Blue Devils fall to 2-2. Monmouth scored 17 straight points in the first half and forced three turnovers to down the defending conference co-champions.

Julian Hayes rushed for a game-high 79 yards and a touchdown on 18 carries. Hayes' yards and carries were both career highs. Mitchell Pollard had a game-high six receptions, while Neal Sterling had five catches for a career-high 78 yards. Steve Barroso led the Hawks' defense with 12 tackles and a sack.

Monmouth scored on its opening drive for the second time in three games, the first of which came when Sterling dragged three CCSU defenders into the endzone for a 32-yard TD. Sterling finished with 48 yards on the drive, which went six plays, 69 yards and took up 2:54 of time.

After a MU stop on defense, the Hawks took over at their own 19 and used a 13-play 57 yard drive that culminated with a Eric Spillane field goal of 41 yards. The Hawks went up 17-0 on second career touchdown from six yards out with 12:59 to play in the second quarter.

Taking over after a MU fumble, CCSU drove the length of the field and capped off a 14-play 85-yard drive with a nine yard Brian Fowler touchdown to cut the lead to 17-7 with 1:18 to play in the first half.

Frazier finished the first half 14-of-15 for 116 yards with a touchdown, while running for 28 yards on five carries.

The Blue Devils cut the Monmouth deficit to 17-10 on a 26-yard Juan Duque field goal with 9:37 remaining in the third quarter.

After the Hawks' defense forced a three-and-out for Central Connecticut, Frazier capped a seven-play, 49-yard drive at the 9:42 mark of the fourth quarter on an eight-yard touchdown run.

<b>MONMOUTH</b>	<b>10</b>	<b>7</b>	<b>0</b>	<b>7</b>	<b>- 24</b>
<b>CENTRAL CONN. STATE</b>	<b>0</b>	<b>7</b>	<b>3</b>	<b>2</b>	<b>- 12</b>
<p>MU - Sterling 32yd pass from Frazier (Spillane kick) 6-69,12:14 1st                  MU - Spillane, 41yd Field Goal 13-57, 2:54 1st                  MU - Hayes 6yd run (Spillane kick) 7-44, 12:59 2nd                  CCSU - Fowler 9yd run (Duque Kick) 14-84, 1:18 2nd                  CCSU - Duque 26yd Field Goal 13-60, 9:37 3rd                  MU - Frazier 8yd run (Spillane Kick) 7-49, 9:42 4th                  CCSU - TEAM safety</p>					
		<b>MU</b>	<b>CCSU</b>		
<b>First Downs</b>		21	16		
<b>Rushes - Yards</b>		39-191	36-119		
<b>Passing Yards</b>		195	148		
<b>Passes (C-A-I)</b>		27-21-0	32-15-1		
<b>Total Offense</b>		66-386	68-267		
<b>Fumbles-Lost</b>		3-1	2-2		
<b>Penalties-Yards</b>		3-34	4-22		
<b>Time of Possession</b>		31:25	28:35		
<p><b>RUSHING:</b> MU - Hayes,18-79; Sloan, 8-62; Frazier, 6-36; Roberts, 2-10; Nagy, 1-8; Team -4. CCSU - Fowler,10-54; Jespersen, 10-36; Tolbert, 11-35; Gaddy, 5-minus- 6.  <b>PASSING:</b> MU - Frazier 21-24-0-195. CCSU - Jespersen 15-32-1-148.  <b>RECEIVING:</b> MU - Pollard, 6-34; Sterling, 5-78; Roberts, 3-20; McIafferty, 2-41; Davenport, 2-17; George, 2-7; Hayes, 1 minus-2. CCSU - Bacarella, 4-60; Baker, 4-22; Jones, 2-22; Tolbert, 2-19; Debenedittis, 2-17; Fowler, 1-8.</p>					



# 2011 GAME RECAPS

## ROBERT MORRIS 23 MONMOUTH 20

Oct. 1, 2011 • Kessler Field • West Long Branch, N.J.

Mitchell Pollard made a career high 10 receptions for 88 yards and a touchdown, but the Monmouth University football team fell to Robert Morris, 23-20, Saturday afternoon at Kessler Field. With the loss, the Hawks fall to 2-2 (1-1 NEC), while the Colonials improve to 1-3 (1-0 NEC).

The Hawks were done in by their 13 penalties for 136 yards, none bigger than a fourth quarter procedure penalty which gave RMU's offense a first down instead of a punt. The Colonials drove down the field and took the lead on a Jeff Sinclair to Shadrae King 21 yard TD pass. Monmouth had 14 total penalties coming into the contest.

The Colonials got on the board first at the 5:46 mark of the first quarter, when Sinclair found King for a 19-yard touchdown reception to cap an eight-play, 72-yard drive.

After the Hawks' next drive stalled, Reggie Hildebrandt, Jr. forced and recovered a fumble at the Colonials' 35. The turnover led to a six-yard touchdown connection from Frazier to Pollard with 29 seconds left in the first quarter.

RMU's Greg Langer kicked a 34-yard field goal to briefly give the Colonials a 10-7 advantage at the 11:45 mark of the second quarter. Monmouth's Eric Spillane (Howell, N.J./Colts Neck) evened the score at 10-10 with a 29-yard field goal with 7:51 remaining in the first half.

Momentum swung the Hawks' way early in the second half, when a botched snap on a Robert Morris punt led to a fumble recovery and runback for an 11-yard touchdown by Pat Gray.

After the Hawks took the seven-point lead, 17-10, Monmouth's defense forced a three-and-out to get the ball back early in the third quarter. But Frazier's pass on 1st-and-12 on the Hawks' second play of the drive was intercepted by Cameron Chadwick and run back to Monmouth's nine yard line. Justin Brooks ran it in on the next play to tie the game, 17-17.

The Hawks bounced back on the next drive, moving 52 yards on nine plays to push within field-goal range for Spillane, whose 36-yard attempt was true to put Monmouth back on top, 20-17.

King caught the game winning TD pass on a third and six. MU's Hail Mary attempt fell short.

ROBERT MORRIS	7	3	7	6	23
MONMOUTH	7	3	10	0	20
RMU - King 19yd pass from Sinclair (Langer Kick) 8-72, 5:46 1st					
MU - Pollard 6yd pass from Frazier (Spillane Kick) 3-27, 0:29 1st					
RMU - Langer 34yd field goal, 8-28, 11:45 2nd					
MU - Spillane 29yd field goal, 9-51, 7:51 2nd					
MU - DGray 11yd fumble recovery (Spillane Kick) 13:30 3rd					
RMU - Brookes 9yd run (Langer kick) 1-9, 11:11 3rd					
MU - Spillane 36yd field goal, 9-52, 7:40 3rd					
RMU - King 21yd pass from Sinclair (Langer Kick blocked) 9-79, 5:15 4th					
	RMU	MU			
<b>First Downs</b>	15	18			
<b>Rushes - Yards</b>	35-14	30-104			
<b>Passing Yards</b>	211	241			
<b>Passes (C-A-I)</b>	24-18-0	41-27-2			
<b>Total Offense</b>	59-225	71-345			
<b>Fumbles-Lost</b>	4-3	0-0			
<b>Penalties-Yards</b>	5-60	13-136			
<b>Time of Possession</b>	29:25	30:35			
<b>RUSHING:</b> RMU - Brooks, 18-18; Howard, 4-15, Cromwell, 1-2; Team 2-minus-4; Sinclair, 9-minus-8; Lamancusa, 1-minus-9.					
<b>MU -</b> Frazier, 6-37; Hayes, 14-34; Nagy, 7-19; Pollard, 1-13; Roberts, 1-1; Sloan EL, 1-13; Mcclafferty, 1-minus-1.					
<b>PASSING:</b> RMU - Sinclair, 18-24-0-211. MU - Frazier, 27-39-2-241					
<b>RECEIVING:</b> RMU - King, 9-104; Jackson, 3-49; Brooks, 2-9; Jeter, 1-15; Smith, 1-13; Quarles, 1-12; Coleman, 1-9. MU - Pollard, 10-88; Sterling, 6-71; George, 4-17; Davenport, 3-45; Roberts, 2-8; Roberts, 2-8; Sloan EL, 1-13; Mcclafferty, 1-minus-1.					

## COLGATE 26 MONMOUTH 14

Oct. 8, 2011 • Kessler Field • West Long Branch, N.J.

All-American running back Nate Eachus led the Raiders with 146 yards on 27 carries, while quarterback Gavin McCarney followed with 87 yards and a touchdown run. McCarney also threw for 204 yards and two touchdowns. Daniel Cason led the Raiders receivers with 71 yards and a touchdown.

Monmouth quarterback Kyle Frazier had 185 yards passing and a touchdown through the air, as well as 71 yards rushing. Frazier was sacked twice and threw two interceptions. Neal Sterling and Mitchell Pollard had five receptions each for the Hawks, with Sterling accumulating a team-high 62 yards and a touchdown.

After the Hawks' defense forced a Colgate punt on the Raiders' opening drive, Julian Hayes capped a six-play, 35-yard drive by punching it in from yard out. Eric Spillane's extra point made it 7-0 Hawks at the 8:59 mark of the first quarter.

The Raiders responded with an 18-play, 80-yard drive, including two fourth-down conversions through the air from McCarney, the second of which gave Colgate a 15-yard touchdown to CJ Stempeck on the first play of the second quarter. Joe Uglietto's PAT sailed wide to preserve the Hawks' 7-6 lead.

The teams exchanged possession twice each before the Hawks gained momentum by quickly getting up to the line of scrimmage on several plays. The Hawks marched 74 yards on 13 plays in 6:16 to cushion its lead on Frazier's four-yard connection with Sterling in the back corner of the endzone at the 3:09 mark.

Colgate got six points back, due in large part to Eachus' 46-yard scamper on the drive's first play. Two plays later, the Raiders had a 2nd-and-1 from the Monmouth goal line. The Hawks twice stuffed Eachus for no gain before McCarney took it himself off his left guard for the score with 36 seconds left in the first half. Uglietto was again unsuccessful on the PAT, giving the Hawks a 14-12 advantage at the half.

After the Hawks stalled on their first drive of the second half, the Raiders went 87 yards on seven plays to take an 18-14 lead on Cason's 22-yard touchdown catch from McCarney less than five minutes into the third quarter. McCarney then ran in the two-point conversion to make it 20-14 Colgate.

Later in the fourth quarter, Colgate milked 7:28 off the clock on a 14-play, 80-yard drive, capped by Eachus' touchdown from one yard out. Uglietto's PAT attempt was blocked to account for the final score, 26-14.

COLGATE	0	12	8	6	26
MONMOUTH	7	7	0	0	14
MU - Hayes 1yd run (Spillane Kick) 6-35, 8:59 1st					
CU - Stempeck 15yd pass from McCarney (Spillane Kick) 18-80, 14:52 2nd					
MU - Sterling 4yd pass from Frazier (Spillane Kick), 13-74, 03:09 2nd					
CU - McCarney 1yd run (Uglietto kick failed), 6-67, 00:32 2nd					
CU - Cason 22yd pass from McCarney (McCarney rush), 7-87 10:15 3rd					
CU - Eachus 1yd run (Uglietto kick blocked) 14-80, 4:38 4th					
	CU	MU			
<b>First Downs</b>	23	20			
<b>Rushes - Yards</b>	49-212	33-147			
<b>Passing Yards</b>	204	185			
<b>Passes (C-A-I)</b>	23-16-0	29-19-2			
<b>Total Offense</b>	72-416	62-332			
<b>Fumbles-Lost</b>	0-0	1-1			
<b>Penalties-Yards</b>	10-70	1-15			
<b>Time of Possession</b>	35:23	24:37			
<b>RUSHING:</b> CU - Eachus 27-139; McCarney 20-60; Lewis 2-13.					
<b>MU -</b> Hayes 17-55; Frazier 9-54; Pollard 2-21; Nagy 4-19; Team 1-minus-2.					
<b>PASSING:</b> CU - McCarney, 16-23-0-204 2 TD. MU - Frazier, 19-29-2-185 TD					
<b>RECEIVING:</b> CU - Cason 4-71; Looney 3-41; Basil 3-32; Eachus 3-29; Stempeck 1-15; Morrison 1-13; Lewis 1-3 MU - Sterling 5-62; Pollard 5-34; George 4-24; Davenport 2-28; Mcclafferty 1-17; Nagy 1-12; Roberts 1-8.					

# 2011 GAME RECAPS

## MONMOUTH 40 BRYANT 35

Oct. 15, 2011 • Bulldog Stadium • Smithfield, R.I.

## MONMOUTH 31 SACRED HEART 17

Oct. 22, 2011 • Campus Field • Fairfield, CT

44

Monmouth University's football team (3-3, 2-1 NEC) remained perfect on the road in 2011 with a wild 40-35 affair at Bryant University (4-3, 2-2 NEC) on Saturday afternoon.

The Hawks forced three turnovers and got career-highs out of running back Julian Hayes and wideout Neal Sterling to improve to 2-1 in the NEC. Hayes had 32 carries for 89 yards and three touchdowns, all career highs. Sterling finished with a personal best 11 catches for 102 yards and the eventual game-winning touchdown.

Down by five with under a minute to play, Bryant had a fourth and one from the Monmouth six yard line. The Bulldogs, which had 155 yards and three touchdowns from junior RB Jordan Brown, elected for wide receiver screen which fell incomplete and clinched Monmouth's fourth straight win in the series.

Bryant drove to the MU endzone, sparked by a 44 yard Jordan Brown run down to the Monmouth 13. Three plays later Brown took it in for the score, capping a seven-play 71 yard drive.

Monmouth answered with an impressive drive of its own, driving 62 yards on 13 plays. Hayes powered in off the left side for a five-yard touchdown to tie the game with a 4:06. On the drive Sterling made three catches for 27 yards on the drive as Frazier was 5-of-8 passing.

Croce, who came into the game with just four interceptions, tossed his second pick of the game on the next BU possession. Croce dropped back and got hit by two MU defenders as he threw and the fly ball was intercepted by freshman LB Colin Cooper. The MU offense answered immediately with a 67 yard drive on seven plays. Hayes scored his second TD of the game from two yards out for MU to take a 14-7 lead on the first play of the second half.

Bryant tied the game up quickly, 7-play 67 yard drive with the scoring play coming on sophomore Jordan Harris' 46 yard reception. Harris had three catches for 66 yards on the drive that tied the game at 14-14 with 11:47 to play in the second half.

Frazier gave the Hawks the lead with his legs going untouched into the endzone for an eight yard TD, putting the Hawks up 21-14 with 9:05 before halftime.

<b>MONMOUTH</b>	<b>7</b>	<b>14</b>	<b>12</b>	<b>7</b>	<b>-</b>	<b>40</b>
<b>Bryant</b>	<b>7</b>	<b>7</b>	<b>7</b>	<b>14</b>	<b>-</b>	<b>-</b>
<b>35</b>						
BRY - Brown 2yd run (Alberti Kick) 7-71, 8:57 1st						
MU - Hayes 5yd run (Spillane Kick) 13-62, 4:06 1st						
MU - Hayes 2yd run (Spillane Kick) 9-31, 14:56 2nd						
BRY - Harris 46yd pass from Croce (Alberti Kick) 7-67, 11:47 2nd						
MU - Frazier 8yd run (Spillane Kick) 6-79, 9:12 2nd						
MU - Sutton safety, 11:50 3rd						
MU - Hayes 14yd run (Spillane Kick) 11-57, 6:19 3rd						
MU - Spillane 42yd field goal, 5-19, 3:00 3rd						
BRY - Brown 2yd run (Alberti Kick) 2-29, 2:04 3rd						
BRY - Brown 38yd run (Alberti Kick) 6-80, 13:54 4th						
MU - Sterling 18yd pass from Peterson (Spillane Kick) 12-70, 7:04 4th						
BRY - Tracey 11yd pass from Croce (Alberti Kick) 4-48, 5:31 4th						

	<b>MU</b>	<b>BRY</b>
<b>First Downs</b>	23	17
<b>Rushes - Yards</b>	53-235	27-155
<b>Passing Yards</b>	163	182
<b>Passes (C-A-I)</b>	30-20-0	27-13-3
<b>Total Offense</b>	83-398	54-337
<b>Fumbles-Lost</b>	2-1	2-0
<b>Penalties-Yards</b>	9-89	4-30
<b>Time of Possession</b>	39:05	20:55
<b>RUSHING:</b> MU - Hayes, 32-89; Frazier, 3-67; Pollard, 2-30; Sloan EL, 8-25; Peterson, 3-11; TEAM 2-minus 3. BRY - Brown, 26-160; Croce, 1-minus 5.		
<b>PASSING:</b> MU - Frazier, 13-19-0-93; Peterson, 7-11-0-70 BRY - Croce, 13-27-3-182.		
<b>RECEIVING:</b> MU - Sterling, 11-102; Roberts, 5-27; Pollard, 2-30; Pandorf, 1-10; George, 1-8. BRY - Harris, 5-114; Hunt, 3-28; Depadua, 2-22; Brown, 2-7; Tracey, 1-11.		

Monmouth University (4-3, 3-1 NEC) football team remained perfect on the road this season with a 31-17 victory over Sacred Heart (4-3, 2-2) in on Saturday.

The Hawks dominated the second half, scoring on three Julian Hayes runs while sacking SHU quarterback Tim Little six times in the frame. Redshirt junior quarterback Craig Peterson threw for 190 yards on 14-of-20 passing with a touchdown and one interception in his first collegiate start.

Monmouth took a 14-10 lead into halftime but surrendered that lead for the only time in the game on Sacred Heart's first possession of the second half. The Pioneers went 66 yards on just seven plays in a drive that ended with a Little to Rich Rossi 25 yard TD. From there on out it was all Hawks as MU scored the final three touchdowns of the game and held SHU to just 69 yards in the final 27:31.

The teams traded punts three times before MU would take the lead on a Peterson touchdown pass. The Hawks took over from their own 15 and went the length of the field on a drive in which Peterson was four-for-four passing. The Hawks faced a fourth and three from the SHU 31 but Peterson tossed his second TD of the year, this time to fullback Justin Pandorf. After fake to the running back, Peterson rolled left and hit Pandorf who picked up a key block by tight end Tyler George and went untouched for 31 yards. The scoring drive went 11 plays for 85 yards and covered 5:48 of game time. The touchdown, which was the first of Pandorf's career, gave MU a 7-0 lead with 46 seconds remaining in the first quarter.

Sophomore Steve Barroso ended the ensuing SHU drive with his first career interception, a diving grab on a third and long. The INT gave MU the ball at the Sacred Heart 38. The Hawks drove to the 13 where the drive stalled, prompting a successful 30 yard Eric Spillane field goal attempt. Spillane converted his eighth FG attempt of the year to put MU up 10-0.

Sacred Heart answered right back with a lengthy drive, covering 70 yards on 12 plays. SHU quarterback Tim Little moved out of the pocket on a second and goal from the seven and found running back Greg Moore open to cut the lead to 10-7 with 4:29 to play in the half.

Sacred Heart opened up the second half with an impressive drive, converting three first downs before Little found a wide open Rossi for a 25 yard touchdown in the middle of the field.

<b>MONMOUTH</b>	<b>7</b>	<b>3</b>	<b>7</b>	<b>14</b>	<b>-</b>	<b>31</b>
<b>SACRED HEART</b>	<b>0</b>	<b>7</b>	<b>7</b>	<b>3</b>	<b>-</b>	<b>17</b>
MU - Pandorf 31yd pass from Peterson (Spillane Kick) 11-85, 0:46 1st						
MU - Spillane 23yd field goal, 9-32, 9:57 2nd						
SHU - Moore 7yd pass from Little (Rogers Kick) 12-70, 4:32, 2nd						
SHU - Rossi 25yd pass from Little (Rogers Kick) 7-66, 12:31, 3rd						
MU - Hayes 8yd run (Spillane Kick) 3-37, 2:25, 3rd						
MU - Hayes 4yd run (Spillane Kick) 9-54, 11:27, 4th						
SHU - Rogers 34yd field goal, 10-47, 4:29, 4th						
MU - Hayes 15yd run (Spillane Kick) 2-76, 6:14, 4th						

	<b>MU</b>	<b>SHU</b>
<b>First Downs</b>	15	19
<b>Rushes - Yards</b>	41-133	30-40
<b>Passing Yards</b>	192	247
<b>Passes (C-A-I)</b>	20-14-1	47-29-2
<b>Total Offense</b>	61-325	77-287
<b>Fumbles-Lost</b>	0-0	2-1
<b>Penalties-Yards</b>	2-25	4-35
<b>Time of Possession</b>	29:33	30:27
<b>RUSHING:</b> MU - Hayes, 25-84; Peterson, 4-30; Sloan EL, 8-28; Team 2-minus4; Pollard, 2-minus5; SHU - Moore, 13-46; Spence, 10-24; Casey, 1-7; Little, 6-minus7.		
<b>PASSING:</b> MU - Peterson, 14-20-1-192 SHU - Little, 28-46-2-236, Moore, 1-1-0-11.		
<b>RECEIVING:</b> MU - Sterling, 5-43; George, 3-22; Pollard, 2-68; Pandorf, 2-32; McLafferty 1-17; Roberts, 1-10. SHU - Jamiel, 9-58; Coles, 6-37; Moore, 4-31; Tate, 2-46; Rossi, 2-37; Casey, 2-17; Robert, 2-9; Kessler, 1-8; Spence, 104.		



# 2011 GAME RECAPS

**DUQUESNE 16**

**MONMOUTH 0**

**MONMOUTH 48**

**ST. FRANCIS PA. 45**

Oct. 29, 2011 • Kessler Field • West Long Branch, N.J.

Nov. 5, 2011 • DeGol Field • Loretto, Pa.

**WEST LONG BRANCH, N.J.** - Monmouth turned the ball over four times and fell to Duquesne, 16-0, on Homecoming, Saturday afternoon at rain-soaked Kessler Field. With the loss, the Hawks fall to 4-4 (3-2 NEC), while the Dukes improve to 7-2 (5-1 NEC). The win is the first for Duquesne against the Hawks since joining the Northeast Conference in 2008.

Hawks freshman running back Julian Hayes rushed for a game-high 114 yards on 34 carries. Senior defensive back Jose Gumbs had a team-high eight tackles. It is Hayes' first career 100-yard rushing day.

Duquesne's Larry McCoy rushed for 110 yards on 35 carries. Quarterback Sean Patterson threw for 68 yards and a touchdown, and ran for 50 yards and a touchdown.

The Dukes won the coin toss, deferred the option to the second half and the Hawks opted to kick off. On the Dukes' second play from scrimmage, Monmouth's Ian Simon sacked Patterson, forcing a fumble that was recovered by the Hawks. But after a seven-play drive for the Hawks' offense stalled inside the red zone, the Hawks turned the ball over on downs.

Duquesne then drove 72 yards on nine plays, capped by Patterson's 19-yard touchdown run for the 5:21 mark of the first quarter. The point-after try was blocked, leaving the score at 6-0 Duquesne.

A Hayes fumble in Monmouth territory in the second quarter led to a 33-yard Charlie Leventry field goal with 2:04 left in the first half. On the ensuing Hawks possession, Tyler George caught a pass on 3rd-and-8, but fumbled to give the ball back to the Dukes with 57 seconds left in the first half. Two plays later, Patterson found Isaac Spragg for an 18-yard touchdown, putting Duquesne up, 16-0, at the half.

Neither team could muster any points in the second half. The Dukes missed on a pair of Leventry field goals and turned the ball over on downs inside the red zone once. Monmouth punted on both of its possessions in the third quarter, and turned the ball over on a fumble, downs and an interception in the fourth quarter.

MU quarterback Craig Peterson was 5-of-13 passing with an interception and 51 yards. George finished with two catches, which moves him into a tie with David Sinisi for seventh all-time with 83. He is also now ranked 10th in school history in reception yardage. Patterson finished 6-of-15 for 68 yards and a touchdown for Duquesne.

Monmouth has now lost six straight home games, the longest streak in school history. The Hawks are also 8-11 on homecoming games.

<b>DUQUESNE</b>	<b>6</b>	<b>10</b>	<b>0</b>	<b>0</b>	<b>- 16</b>
<b>MONMOUTH</b>	<b>0</b>	<b>0</b>	<b>0</b>	<b>0</b>	<b>- 0</b>
DUQ- Patterson 19yd run (Leventry kick Blocked), 9-74, 5:21 1st					
DUQ- Leventry 33yd field goal, 8-21, 2:04 2nd					
DUQ- Spragg 18yd pass from Patterson (Leventry Kick) 2-23, 0:40 2nd					
	<b>DU</b>	<b>MU</b>			
<b>First Downs</b>	12	11			
<b>Rushes - Yards</b>	46-159	49-124			
<b>Passing Yards</b>	68	51			
<b>Passes (C-A-I)</b>	15-6-0	13-5-1			
<b>Total Offense</b>	61-227	62-175			
<b>Fumbles-Lost</b>	1-1	5-3			
<b>Penalties-Yards</b>	3-29	2-10			
<b>Time of Possession</b>	31:39	28:21			

**RUSHING:** DUQ- McCoy, 35-110; Patterson, 8-35; Dixon, 1-14; Team 1-1; Bair, 1- minus 1. **MU** - Hayes, 34-114; Sloan EL, 5-20; Nagy, 1-3; Pollard, 3-1; Peterson, 6- minus 14.

**PASSING:** DUQ - Patterson, 6-15-0-68 **MU** - Peterson, 5-13-1-51

**RECEIVING:** DUQ - Spragg, 3-42; Roorback, 1-12; Dixon, 1-11; Dorsey, 1-3; **MU** - George, 2-28; Hayes, 1-12; McClafferty 1-6; Pollard, 1-5.

**LORETTO, Pa.-** Monmouth University's (5-4, 4-2 NEC) football team scored a season-high 48 points in a 48-45 shootout win over Saint Francis University (2-8, 1-6 NEC) at DeGol Field in Loretto, Pa. on Saturday.

The offense, led by Julian Hayes' career high 128 -yard, four-touchdown day, withstood 28 second half points by the Red Flash. MU quarterback Craig Peterson had a career-high 328 yards and a pair of touchdowns on 20-of-29 passing. The two teams combined for 93 points and 955 total yards in the offensive battle.

It was the most points scored by MU since a 49-7 victory over Sacred Heart in 2007. Monmouth finishes the regular season 5-0 on the road for the third time in school history and the first time since 2006.

Saint Francis took their first lead since the first quarter on a 25 yard touchdown pass with 12:44 left in the fourth quarter. The Hawks answered by going on a 91 yard drive, capped by Hayes' fourth touchdown of the game. Saint Francis had two shots to retake the lead, the first of which ended with their 39 yard field goal being blocked. The second ended when quarterback John Kelly threw his first interception of the game. From there the Hawks were able to run out the clock.

The second half started with a three-and-out for the Hawks which was followed up three plays later by a 78 yard Kyle Harbridge touchdown that cut Monmouth's lead to 27-24 with 12:40 to play in the third quarter. The TD run was the longest the Hawks have allowed since Wagner's Eric Foxworth scored from 51 yards out in 2010.

Sophomore Mitchell Pollard put the Hawks back on the board with an electrifying punt return for a touchdown, the first Hawk to do so since Kevin Falkner's 2002 return against Robert Morris. Pollard's 52 yard return put the Hawks up 34-24 with 7:41 to play in the third quarter.

The Red Flash offense answered once again, this time on a 10 yard Keion Wade delayed handoff. Wade's score cut the lead back down to three with 5:13 to play in the third.

Julian Hayes' 26 yard touchdown run with 2:37 to play in the third quarter gave the Hawks a 41-31 advantage. The play was the longest rush for Hayes, who recorded his third three-touchdown performance of the year.

<b>MONMOUTH</b>	<b>6</b>	<b>21</b>	<b>14</b>	<b>7</b>	<b>- 48</b>
<b>ST. FRANCIS (PA.)</b>	<b>10</b>	<b>7</b>	<b>21</b>	<b>7</b>	<b>- 45</b>
SFU - Harbridge 5 yd run (Thiel Kick), 11-66, 9:56 1st					
MU - Hayes 3yd run (Spillane Kick Blocked), 9-96, 5:26 1st					
SFU - Thiel 47 yd field goal, 7-30, 1:25 1st					
MU - Hayes 2 yd run (Spillane Kick) 9-59, 12:37 2nd					
MU - Roberts 12 yd pass from Peterson (Spillane Kick), 12-69, 4:55 2nd					
MU - Sterling 58 yd pass from Peterson (Spillane Kick), 3-64, 2:01 2nd					
SFU - Harbridge 2 yd run (Thiel Kick), 10-58, 0:21 2nd					
SFU - Harbridge 78 yd run (Thiel Kick), 2-75, 12:40 3rd					
MU - Pollard 52 yd punt return (Spillane Kick), 7:47 3rd					
SFU - Wade 10 yd run (Thiel Kick), 7-52, 5:13 3rd					
MU - Hayes 26 yd run (Spillane Kick), 5-63, 2:37 3rd					
SFU - Kelly 16 yd run (Thiel Kick), 7-61, 00:00 3rd					
SFU - Alexander 24 yd pass from Kelly (Thiel Kick), 4-40, 12:44 4th					
MU - Hayes 7 yd run (Spillane Kick), 11-91, 7:26 4th					
	<b>MU</b>	<b>SFU</b>			
<b>First Downs</b>	26	22			
<b>Rushes - Yards</b>	41-150	40-295			
<b>Passing Yards</b>	316	194			
<b>Passes (C-A-I)</b>	29-20-1	30-17-1			
<b>Total Offense</b>	70-466	70-489			
<b>Fumbles-Lost</b>	0-0	1-1			
<b>Penalties-Yards</b>	30-20	7-45			
<b>Time of Possession</b>	31:38	28:22			
<b>RUSHING:</b> MU-Hayes, 26-128; Roberts, 4-25; Sloan EL, 4-14; Pollard, 1-3; Team 1-minus-2; Peterson, 5-minus-18. <b>SFU</b> - Harbridge, 29-197; Kelly, 6-78; Wade, 4-14; Alexander, 1-6					
<b>PASSING:</b> MU - Peterson 20-29-1-316 <b>SFU</b> - Kelly 17-30-1-194					
<b>RECEIVING:</b> MU - Roberts, 5-82; Pollard, 5-53; Sterling, 4-14; McClafferty, 3-58; George, 3-36. <b>SFU</b> - Novicki, 5-66; Harbridge, 3-25; Alexander, 2-33; Wasilewski, 2-27; Dmonkos, 2-10; Conley, 2-10; LaDuke, 1-23.					

# 2011 GAME RECAPS

**ALBANY 41**

**MONMOUTH 24**

Nov. 12, 2011 • Kessler Field • West Long Branch, N.J.

**WAGNER 44**

**MONMOUTH 29**

Nov. 19, 2011 • Kessler Field • West Long Branch, N.J.

46

**WEST LONG BRANCH, N.J.** - The University at Albany's (7-3, 6-1 NEC) football team used four scoring plays of 40+ yards to top Monmouth (5-5, 4-3 NEC), 41-24 on Saturday at Kessler Field.

Monmouth's offense had 385 yards of offense, including Craig Peterson's 296 yards passing but yielded a season-high 539 yards on defense. MU was an efficient 10-of-18 on third down and amassed 24 first downs in the contest. Albany scored on plays of 55, 62, 53 and 44 yards in the game.

The Hawk defense stopped Albany on a fourth and goal from the one right before halftime as MU went into the break trailing 14-10. The Great Danes received the second half kickoff and converted a third down before throwing an interception on first down. UA quarterback Dan Di Lella had his pass tipped in the secondary where sophomore Jameson Zacharias made his first career interception, returning it 20 yards to the UA39.

The Hawks took the lead seven plays later on a five yard Julian Hayes touchdown. Peterson was three of three on the drive while Hayes ran for 23 yards. That score put MU up 17-14 with 9:27 to play in the third quarter.

Albany answered that drive with a 12 play, 57 yard drive that stalled on the MU six. The Great Danes were forced to settle for a 23 yard field goal after Reggie Hildebrandt Jr. broke up a third down pass in the endzone. Herb Glass' field goal tied the game up at 17-17 with 4:16 showin on the clock.

After a MU drive stalled, Albany needed just two plays to retake the lead, scoring on a 62 yard Drew Smith touchdown run. The teams traded punts before Di Lella beat a heavy MU blitz on a 53-yard third down screen to Dillon Romain that put UA up 31-17 with 8:31 remaining in the game.

Albany put the game out of reach on their next drive, when Smith found J Mason on a fake punt for a 44 yard touchdown. With 3:09 to play Glass added a 39 yard field goal to finish the Great Dane scoring.

The Hawks answered that by completing a nine-play, 91-yard drive, that culminated in a 31 yard Tristan Roberts touchdown catch to end the scoring at 41-24.

<b>ALBANY</b>	<b>3</b>	<b>7</b>	<b>10</b>	<b>17</b>	<b>- 41</b>
<b>MONMOUTH</b>	<b>3</b>	<b>7</b>	<b>7</b>	<b>7</b>	<b>- 24</b>

- MU - Spillane 37yd field goal, 12-69, 8:57 1st
- UA - Smith 1yd run (Glass Kick), 2-33, 3:57 1st
- MU - McLafferty 6yd pass from Peterson (Spillane Kick), 16-78, 11:04 2nd
- UA - Parker 55yd pass from Di Lella (Glass Kick), 3-72, 9:52 2nd
- MU - Hayes 5yd run (Spillane Kick), 7-39, 9:27 3rd
- UA - Glass 23yd field goal, 12-57, 5:12 3rd
- UA - Smith 62yd run (Glass Kick), 2-68, 1:36 3rd
- UA - Romain 53yd pass from Di Lella (Glass Kick), 6-68, 8:39 4th
- MU - Mason 44yd pass from Smith (Glass Kick), 4-49, 6:36 4th
- UA - Glass 39yd field goal, 4-7, 3:08 4th
- MU - Roberts 31yd Pass from Peterson (Spillane Kick), 9-91, 1:02 4th

	<b>AU</b>	<b>MU</b>
<b>First Downs</b>	21	24
<b>Rushes - Yards</b>	33-189	31-89
<b>Passing Yards</b>	350	296
<b>Passes (C-A-I)</b>	27-17-1	50-32-1
<b>Total Offense</b>	60-539	81-385
<b>Fumbles-Lost</b>	0-0	0-0
<b>Penalties-Yards</b>	4-25	3-15
<b>Time of Possession</b>	23:59	36:01

- RUSHING:** UA- Smith, 14-137; Romain, 11-56; Osbourne, 2-8; Hutcherson, 1-2; Di Lella, 0-3; Team, 2-minus-4. MU - Hayes, 18-78; Roberts, 2-10; Sloan EL, 3-3; Pollard, 1-1; Peterson, 7-minus-3.
- PASSING:** UA - Di Lella, 16-26-1-306; Smith, 1-1-0-44. MU - Peterson, 32-49-1-296; Pollard, 0-1-0-0.
- RECEIVING:** UA- Kirchner,5-51; King, 4-84; Hutcherson,2-19; Parker, 1-55; Romain, 1-53; Mason, 1-44; Gay, 1-23; Smith, 1-17; Osbourne, 1-4. MU - Pollard, 8-79; Sterling, 7-62; Roberts, 5-70; George, 5-35; McLafferty, 3-22; Hayes, 1-15; Pandorf,1-9; Sloan EL, 1-9; Molina, 1-Minus-5.

**WEST LONG BRANCH, N.J.** - Craig Peterson and Tristan Roberts connected for three touchdowns, but the Monmouth University football team was defeated by Wagner, 44-29, on Senior Day Saturday at Kessler Field. With the loss, the Hawks conclude the season at 5-6 (4-4 NEC), while the Seahawks finish at 4-7 (4-4 NEC).

Roberts finished with a career-high 165 yards on 12 receptions, while Peterson completed 26-of-44 passes for 313 yards and four touchdowns. Robert's 12 receptions tied Anthony Galella's 1998 single-game record. Ian Simon had a game-high 5.5 tackles for loss, including three sacks.

Dominique Williams led Wagner with 116 rushing yards to go along with a 28-yard touchdown pass. Quarterback Nick Doscher threw for 67 yards and a touchdown. The Seahawks' special teams and defense each accounted for a touchdown.

The Hawks were successful on three consecutive third-down conversions on their opening drive, the third of which resulted in a 31-yard touchdown reception by Roberts less than four minutes into the first quarter. Wagner immediately responded, needing just four plays to go 55 yards. The Seahawks scored on a trick play, as Williams rushed to the right before throwing deep to Justin Matthews for the 28-yard touchdown connection.

Williams made his presence felt again late in the first quarter, breaking off a 76-yard touchdown run to give the Seahawks their first lead of the game at 14-7.

Roberts matched Williams with his second touchdown of the game at the 13:26 mark of the second quarter. Roberts made a double move down the right sideline, was interfered with, yet still managed to reel in the 29-yard touchdown reception to tie the game at 14-14.

With 6:46 left in the first half, Wagner's Julian Stanford blocked a Monmouth punt, before Jeremiah Brown ran it in from 25 yards out to put Wagner on top, 21-14. The Seahawks never trailed again.

The Hawks made one last scoring push before the final horn, as Peterson found Roberts for the third time on the day with six seconds remaining in the game. The PAT was blocked, resulting in the final score, 44-29.

<b>WAGNER</b>	<b>14</b>	<b>7</b>	<b>3</b>	<b>20</b>	<b>- 44</b>
<b>MONMOUTH</b>	<b>7</b>	<b>7</b>	<b>0</b>	<b>15</b>	<b>- 29</b>

- MU - Roberts 31yd pass from Peterson (Spillane Kick), 9-66, 3:53 1st
- WC - Matthews 28yd pass from Williams (Mangion Kick), 4-55, 1:51 1st
- WC - Williams 76yd run (Mangion Kick), 3-85, 1:41 1st
- MU - Roberts 29yd pass from Peterson (Spillane Kick), 5-59, 2:23 2nd
- WC - Brown 22yd blocked punt return (Mangion Kick), 2nd
- WC - Mangion 44yd field goal, 4-5, 1:34 3rd
- WC - Sidasas 20yd pass from Doscher (Mangion Kick), 3-28, 1:44 4th
- MU - Sterling 20yd pass from Peterson (Spillane Kick), 4-45, 1:16 4th
- WC - Williams 17yd run (Mangion Kick), 6-49, 3:00 4th
- MU - Stanford 37yd interception return (Mangion Kick blocked), 4th
- MU - Kugler PAT Return, 4th
- MU - Roberts 25yd pass from Peterson (Spillane Kick blocked), 3-31, 0:23 4th

	<b>WC</b>	<b>MU</b>
<b>First Downs</b>	14	24
<b>Rushes - Yards</b>	38-148	32-129
<b>Passing Yards</b>	95	313
<b>Passes (C-A-I)</b>	12-7-0	44-26-2
<b>Total Offense</b>	50-243	76-442
<b>Fumbles-Lost</b>	1-0	1-1
<b>Penalties-Yards</b>	3-35	8-93
<b>Time of Possession</b>	27:18	32:42

- RUSHING:** WC- Williams, 18-116; Doscher, 10-9; Wright, 3-8; Saintilien, 1-7; Howard, 2-5; Gibbons, 1-3; Morgan, 3-0. MU - Hayes, 18-73; Sloan EL, 4-52; Pollard, 1-5; Roberts, 2-1; Peterson, 7-minus-2.
- PASSING:** WC - Doscher, 6-11-0-67; Williams, 1-1-0-28. MU - Peterson, 26-44-2-313.
- RECEIVING:** WC- Matthews, 3-41; Sidasas, 2-33; O'Reilly, 1-8. MU - Roberts, 12-165; Sterling, 6-69; Pollard, 3-43; George, 2-12; Hayes, 1-11; Sloan EL, 1-7; Richards, 1-6.



# 2012 GAME RECAPS

**LEHIGH 27**

**MONMOUTH 17**

Sep. 1, 2012 • Goodman Stadium • Bethlehem, Pa.

**MONMOUTH 41**

**RHODE ISLAND 6**

Sep. 8, 2012 • Kessler Field Stadium • West Long Branch, N.J.

**Bethlehem, Pa.-** Monmouth University's football team (0-1, 0-0 NEC) started up its 20th season of Division I football by almost upsetting the No. 11 team in the nation, but ultimately fell to Lehigh University (1-0, 0-0 Patriot League) 27-17 on Saturday at Goodman Stadium.

With the defense pitching a second half shutout, Monmouth had outscored LU 10-0 in the second half to overcome a 21-7 halftime deficit and climb to within four points with 7:12 to play in regulation. The Hawks had driven down to the Lehigh eight. On third and two the Hawks rushed for one yard and the Hawk coaching staff elected to attempt to take the lead. On the next play MU appeared to get the first down but the ball was stripped and recovered by Lehigh at the Mountain Hawk seven.

Still trailing by four, the Hawks got the ball back at their own 15 with 3:28. Fifth-year senior quarterback Kyle Frazier ran and passed his way up the field, moving to the Lehigh 35 with a nine yard completion to tight end Mike McLafferty. With just under a minute left Frazier's pass was deflected and intercepted by linebacker John Mahoney ending the chance at a comeback. The Monmouth defense held once more and the Hawks attempted a last second pass and lateral play, which ultimately led to a questionable fumble call that was scooped up by Lehigh for a touchdown as time expired. Lehigh opened up a 14-0 lead in the first quarter, scoring on their first drive of the game. Senior quarterback Mike Colvin capped off an 11-play 78 yard drive with a five yard touchdown on a draw play. On the next LU possession, the Hawk defense forced a fumble which was recovered by safety Andrew Sutton but three plays later Frazier was intercepted by Lehigh's Ricky Hill.

The Mountain Hawks would capitalize on the ensuing drive, as Colvin found Derek Knott for a 19 yard touchdown, completing a six play 63 yard drive. The Hawks would cut into the lead on a one-yard Julian Hayes touchdown with 9:13 to play in the half. Redshirt sophomore Kwabena Asante carried the ball four times for 22 yards on the drive while Frazier connected 12 yard passes to sophomore Neal Sterling and Tristan Roberts. The score made it 14-7 with 9:13 to play in the half. Lehigh would score once more, taking over on the MU 36 after a 21 yard Jason Suggs punt return. Working quickly, Colvin hit Ryan Spadola for 11 yards then on a third and 10 found wideout Lee Kurfis all alone in the endzone for a Lehigh touchdown with 52 seconds left before the break. Monmouth drove down the field on the first possession of the second half but had

to settle for a 39 yard Eric Spillane after a sack and third and four pushed them back to the LU 22. After converted wide receiver Mitchell Pollard recorded his first career interception, Monmouth marched 59 yards on five plays and closed to 21-17 on a 15 yard Frazier to Sterling hookup. The MU drive was aided by a pair of pass interference calls but it was Sterling who caught the ball, broke a tackle and sped to the endzone with 2:35 to play in the third frame. Lehigh missed a field goal and the team's traded punts before the Hawks started the fourth quarter drive that ultimately ended in a fumble.

	0	7	10	6	- 17
<b>MONMOUTH</b>					
<b>LEHIGH</b>	14	7	0	6	- 27
<b>LU</b> - Colvin 5yd run (Peery Kick), 11-78, 6:17 1st					
<b>LU</b> - Knott 19yd pass from Colvin (Peery Kick), 6-63, 2:09 1st					
<b>MU</b> - Hayes 1yd run (Spillane Kick), 8-58, 3:21 2nd					
<b>LU</b> - Kurfis 25yd pass from Colvin (Peery Kick), 5-36, 0:27 2nd					
<b>MU</b> - Spillane 39yd field goal, 11-53, 4:28 3rd					
<b>MU</b> - Sterling 15yd pass from Frazier (Spillane kick), 5-59, 2:54 3rd					
<b>LU</b> - Gordon 6yd fumble return, 4th					
				<b>MU</b>	<b>LU</b>
<b>First Downs</b>		21			17
<b>Rushes - Yards</b>	42-182				32-139
<b>Passing Yards</b>		151			221
<b>Passes (C-A-I)</b>	42-23-2				32-17-2
<b>Total Offense</b>	84-333				64-360
<b>Fumbles-Lost</b>		3-2			2-1
<b>Penalties-Yards</b>		3-15			6-48
<b>Time of Possession</b>		32:43			27:17
<b>RUSHING: LU</b> - Barket, 14-61; Colvin, 13-56; Sherman, 3-17; Spadola, 2-5; <b>MU</b> - Asante, 11-94; Frazier, 11-39; Hayes, 17-38; Sumlin, 1-7; Roberts, 2-4.					
<b>PASSING: LU</b> - Colvin, 17-32-2-221. <b>MU</b> - Frazier, 23-41-2-151.					
<b>RECEIVING: LU</b> - Spadola, 9-111; Parris, 2-42; Kurfis, 2-30; Knott, 2-15; Anderson, 1-14; Farrell, 1-9. <b>MU</b> - Roberts, 7-44; George, 4-20; Sterling, 3-32; McLafferty, 3-26; Davenport, 2-12; Hayes, 2-minus-1; Asante, 1-9; Pandorf, 1-2; Sumlin, 0-7.					

WEST LONG BRANCH, N.J. - Redshirt senior quarterback Kyle Frazier threw for 264 yards and three touchdowns and sophomore running back Julian Hayes had 121 all-purpose yards and two rushing touchdowns as the Monmouth University football team cruised past the University of Rhode Island, 41-6, Saturday afternoon on Kessler Field. The win, which puts the Hawks at 1-1, was the Hawks' first at Kessler Field since Oct. 23, 2010, snapping an eight-game losing streak at home. Monmouth, behind an experienced offensive line, finished with 539 yards of total offense on the day, including 272 yards rushing and 267 yards passing. On the strength of a late 50-yard run, Pete Nagy led the Hawks with 82 yards rushing on the day. Kwabena Asante and Hayes split carries for the majority of the game, racking up 64 and 59 yards, respectively. Hayes scampered 62 yards on a screen pass to lead the Hawks in receiving yardage, while Neal Sterling had four catches for 45 yards. Tristan Roberts had four catches for 40 yards and Lamar Davenport had three receptions for 44 yards and a touchdown in a balanced Hawks offense. It was all Hawks in the first half, as Monmouth jumped out to a 24-3 lead at the break. Monmouth marched 85 yards on 13 plays to open the game, capped by Frazier's eight-yard screen pass to Asante with 9:15 left in the first quarter. After the Hawks' defense forced a three-and-out, URI capitalized on a Pete Nagy fumble deep in Monmouth territory to get on the board with a Dylan Smith 22-yard field goal. Monmouth finished the half with 17 straight points. Julian Hayes broke a tackle and rumbled 22 yards to cap an eight-play, 77-yard drive and put the Hawks on top, 14-3. Following another Hawks' defensive stop, Eric Spillane's 24-yard field goal sailed through the uprights to put the exclamation point on a 19-play, 84-yard drive covering seven minutes and 32 seconds. The Monmouth defense finally surrendered its first URI first down at the 8:31 mark of the second quarter. But the Hawks quickly reclaimed the ball when a jarring Elijah Phillips hit knocked the ball loose for Bill Lauch to recover. Three plays later, Frazier evaded the Rams' rush, scrambled right and threw back across the field to find Mike McLafferty wide open in the middle of the end zone for the 25-yard touchdown connection. URI threatened late in the second quarter, but the Rams fumbled and Josh Siemanowicz made the recovery at the MU two yard line to maintain its 24-3 lead at the half. The Monmouth momentum continued into the third quarter as the Hawks went 67 yards on six plays to take a 31-3 lead with 11:03 on the clock. Hayes took Frazier's short screen pass 62 yards down the sideline to the two yard line, before punching it into the end zone on 4th-and-1. The Hawks made it 31 straight points on Frazier's nine-yard touchdown pass to Davenport at the 6:14 mark of the third quarter, capping a six-play, 48-yard drive. The Hawks finally were forced to punt for the first time in the game as time expired at the end of the third quarter. URI snapped the Hawks' 31-0 scoring run with Smith's 29-yard field goal with 6:44 remaining in the game. Spillane responded with a 26-yarder of his own with 1:25 remaining to account for the final score, 41-6.

	3	0	0	3	- 6
<b>RHODE ISLAND</b>					
<b>MONMOUTH</b>	14	10	14	3	- 41
<b>MU</b> - Asante 8yd pass from Frazier (Spillane Kick), 13-85, 5:45 1st					
<b>URI</b> - Smith 22yd field goal, 4-7, 1:23 1st					
<b>MU</b> - Hayes 22yd run (Spillane Kick), 8-77, 2:16 1st					
<b>MU</b> - Spillane 24yd field goal, 19-84, 7:32 2nd					
<b>MU</b> - McLafferty 25yd pass from Frazier (Spillane kick), 3-51, 0:46 2nd					
<b>MU</b> - Hayes 1yd run (Spillane kick), 6-67, 2:21 3rd					
<b>MU</b> - Davenport 9yd pass from Frazier (Spillane kick), 6-48, 3:10 3rd					
<b>URI</b> - Smith 29yd field goal, 9-42, 4:30 4th					
<b>MU</b> - Spillane 26yd field goal, 9-74, 5:06 4th					
			<b>URI</b>	<b>MU</b>	
<b>First Downs</b>			11		25
<b>Rushes - Yards</b>			23-49		46-272
<b>Passing Yards</b>			148		267
<b>Passes (C-A-I)</b>			19-28-1		19-29-0
<b>Total Offense</b>			51-197		75-539
<b>Fumbles-Lost</b>			3-2		1-1
<b>Penalties-Yards</b>			4-39		6-56
<b>Time of Possession</b>			26:40		33:20
<b>RUSHING: URI</b> - Isijola, 9-27; Bentsen, 3-12; Morgan, 1-5; Favreau, 1-3; Team, 1-1; Mudimbi, 8-1. <b>MU</b> - Nagy, 8-82; Asante, 14-64; Hayes, 12-59; Frazier, 7-57; Roberts, 1-3; Agyeman, 2-3; Peterson, 1-3; Sumlin, 1-1.					
<b>PASSING: URI</b> - Bentsen, 19-28-1-148. <b>MU</b> - Frazier, 18-28-0-264, Peterson, 1-1-0-3.					
<b>RECEIVING: URI</b> - Abdullah, 7-87; Johnson_Farrell, 6-38; Morgan, 2-13; Mudimbi, 2-1; Dunham, 1-5; Isijola, 1-4. <b>MU</b> - Sterling, 4-45; Roberts, 4-40; Davenport, 3-44; Asante, 2-23; Sumlin, 2-15; Hayes, 1-62; McLafferty, 1-25; George, 1-10; Ruane, 1-3.					

# 2012 GAME RECAPS

## MONMOUTH 38

## WAGNER 17

Sep. 15, 2012 • Hameline Field • Staten Island, N.Y.

## MONMOUTH 27

## SACRED HEART 14

Sep. 22, 2012 • Kessler Field • West Long Branch, N.J.

48

**STATEN ISLAND, N.Y.**-Monmouth University played its second complete game in as many weeks, dispatching rival Wagner College in Staten Island. In a matchup billed as two of the conference's top defenses through the first two weeks of the season, it was the Hawk defense that forced three turnovers and tallied six sacks on the day. No one made his presence felt more than junior linebacker Dan Sullivan who had 3.5 sacks, 4.5 tackles for a loss on a team-leading nine tackles. The Hawks held Wagner to 145 yards of total offense, including 54 net yards rushing. Offensively, sophomore Julian Hayes eclipsed the 100 yard rushing mark for the first time this season and third time in his career, finishing with 20 carries for 103 yards and a touchdown. Kyle Frazier was extremely accurate, completing 22-of-28 passes for 138 yards and two touchdowns. MU's offense got on the board first with a 16 yard Frazier run, which was sprung by a crushing hit from wideout Tristan Roberts. Wagner answered on their next drive with a 29 yard David Lopez field goal, which was set up by a 25 yard Otis Wright kickoff return. The Hawks went right back to work on their next possession, with Frazier hitting Roberts in stride for a 19 yard touchdown pass on the second to last play of the first quarter. Wagner quarterback Nick Doscher was sacked by safety Clark Coe, then threw a pair of incomplete passes resulting in a punt. Running back K.B. Asante would score his second rushing touchdown of the season on the ensuing Monmouth drive, putting the Hawks up 21-3 with 10:31 to play in the half. Dominique Williams would score the lone Seahawk offensive touchdown on the next drive, getting to the right corner from nine yards out to close the score to 21-10. Monmouth closed out the half with a 17 yard touchdown strike from Frazier to sophomore Lamar Davenport, his second score in as many weeks, making the score 28-10 at halftime. Hayes scored the next points, which didn't come until the final play of the third quarter, powering in on a third down run to push the lead to 35-10. Wright creased the Hawks for an 89 yard touchdown return on the following kickoff, slicing the Hawks lead to 35-17 with 14:45 remaining in the game. Junior kicker Eric Spillane finished the scoring with 8:33 left in the contest, converting a season-long 41 yarder to finish the scoring at 38-17. The Hawks outgained Wagner 367-145, including 229-54 on the ground. In addition to Hayes' 103 yards on the ground, Asante finished with 65 yards rushing on 14 carries. Roberts led the Hawks in receiving with 58 yards on six receptions. Sophomore punter Ryan Mohr averaged 40.1 yards per punt, including a career-long 53 yarder. Doscher finished just five-of-17 passing for 54 yards and was sacked four times. The senior was 1-of-12 passing at the end of the first half while the Seahawks went just two-of-13 on third down for the game. Williams had 47 yards rushing on eight carries for Wagner, which dedicated its field to Coach Walt Hameline at a pregame reception. Sullivan was .5 of a sack short of tying the Monmouth record held by Joe Sentipal and Erik Yngstrom. Linebacker Bill Lauch had a fumble recovery for the second straight week while corner Elijah Phillips had an interception in the fourth quarter, his first of the season.

<b>MONMOUTH</b>	<b>14</b>	<b>14</b>	<b>7</b>	<b>3</b>	<b>- 38</b>
<b>WAGNER</b>	<b>3</b>	<b>7</b>	<b>0</b>	<b>7</b>	<b>- 17</b>

- MU - Frazier 16yd run (Spillane kick), 8-62, 3:13 1st
- WC - Lopez 29yd field goal, 7-47, 2:37 1st
- MU - Roberts 19yd pass from Frazier (Spillane kick), 5-64, 1:58 1st
- MU - Asante 3yd run (Spillane kick), 6-41, 3:28 2nd
- WC - Williams 9yd run (Lopez kick), 5-57, 2:04 2nd
- MU - Davenport 17yd pass (Spillane kick), 5-55, 0:41 2nd
- WC - Hayes 2yd run (Spillane kick), 9-65, 4:16 3rd
- MU - Wright 89yd kickoff return (Lopez kick), 4th
- MU - Spillane 41yd field goal, 4-2, 1:41 4th

	<b>MU</b>	<b>WC</b>
<b>First Downs</b>	26	9
<b>Rushes - Yards</b>	48-229	24-54
<b>Passing Yards</b>	138	91
<b>Passes (C-A-I)</b>	22-28-1	8-28-1
<b>Total Offense</b>	76-367	52-145
<b>Fumbles-Lost</b>	0-0	2-2
<b>Penalties-Yards</b>	7-8	9-77
<b>Time of Possession</b>	39:08	20:37

- RUSHING:** MU - Hayes, 20-103; Asante, 14-65; Frazier, 6-28; Agyeman, 5-22; Nagy, 1-8; Roberts, 1-5. WC - Williams, 8-47; Doscher, 10-7; Wright, 2-5; Greene, 2-2; Berg, 2-minus-7.
- PASSING:** MU - Frazier, 22-28-1-138. WC - Doscher, 5-17-0-54; Mitley, 2-0-0-30; Berg, 1-3-1-7.
- RECEIVING:** MU - Roberts, 6-58; Davenport, 3-31; Sterling, 3-21; Asante, 3-5; McLafferty, 2-12; Sumlin, 2-6; Richards, 1-3; Nagy, 1-2; Hayes 1-0. WC - Crawford, 4-32; Carrington, 3-54; Moore,

**WEST LONG BRANCH, N.J.**-Fifth-year senior quarterback Kyle Frazier completed 32-of-43 passes for 313 yards and two touchdowns as the Monmouth University football team defeated Sacred Heart, 27-14, Saturday afternoon on Kessler Field. Lamar Davenport hauled in nine receptions for 105 yards, while Tristan Roberts has six catches for 71 yards and two touchdowns. With the win, the Hawks improve to 3-1 (2-0 NEC), while the Pioneers fall to 0-3 (0-1 NEC) with the loss. Tyler George added six catches for 36 yards, while Mike McLafferty had four catches for 22 yards. Justin Pandorf led the Hawks with 32 rushing yards on a fake punt. Julian Hayes chipped in 24 yards on the ground for the Blue and White, while Eric Sumlin also added a nine-yard touchdown run on a reverse. The Hawks' defense intercepted Sacred Heart quarterback Tim Little three times, while also sacking him on three occasions. Pat Gray made two interceptions in addition to a team-high eight tackles, while Bill Lauch had the third. Eric Macik added two sacks for the Hawks, while Dan Sullivan added a sack to his six tackles. Eric Spillane kicked two field goals to tie Fred Weingart's program record of 31 career field goals made. After punts on each team's first drive stalled, the Hawks turned a Lauch interception into a touchdown. The seven-play, 55-yard drive was capped by Frazier's 15-yard touchdown connection over the middle to Roberts, putting MU on top, 7-0, at the 7:41 mark of the first quarter. The Hawks would extend the lead to 14-0 on Sumlin's nine-yard run off a reverse at the 14:14 mark of the second quarter. The run capped an 11-play, 87-yard drive, covering 4:51. Davenport's 44-yard reception enabled the drive. The Pioneers got on the board with 4:25 left in the second quarter when Little connected with Robert Dim for a 33-yard touchdown completion. Sacred Heart then tied the game as time expired in the first half. Gray intercepted Little's pass as the final seconds ticked off, but Gray was stripped in the end zone and Tyler Dube recovered the fumble for the touchdown. Out of the break, the Hawks retook the lead when Spillane capped an 11-play, 47-yard drive with a 37-yard field goal to put Monmouth on top, 17-14, with 10:57 left in the third quarter. Later in the third quarter, Monmouth extended the lead to 24-14 on Frazier's second touchdown pass to Roberts, this time for four yards inside the pylon. The connection capped an eight-play drive covering 51 yards. The Pioneers looked to have stopped the Hawks on their next drive, but Pandorf rumbled 32 yards on a fake punt, setting up a 32-yard Spillane field goal. The field goal tied Spillane with Fred Weingart for most field goals made in program history. Little finished with 199 yards passing on 18-of-33 passing with three interceptions and one touchdown. Dim had 108 yards with a long of 40 and the lone SHU offensive score.

<b>SACRED HEART</b>	<b>0</b>	<b>14</b>	<b>0</b>	<b>0</b>	<b>- 14</b>
<b>MONMOUTH</b>	<b>7</b>	<b>7</b>	<b>10</b>	<b>3</b>	<b>- 17</b>

- MU - Roberts 15yd pass from Frazier (Spillane kick), 7-55, 2:44 1st
- MU - Sumlin 9yd run (Spillane kick), 11-87, 4:51 2nd
- SHU - Dim 33yd pass from Little (Rogers kick), 7-71, 3:57 2nd
- SHU - Dube 0yd fumble recovery (Rogers kick) 2nd
- MU - Spillane 37yd field goal, 11-47, 3:54 3rd
- MU - Roberts 4yd pass (Spillane kick), 8-51, 3:08 3rd
- MU - Spillane 32yd field goal, 10-53, 4:04 4th

	<b>SHU</b>	<b>MU</b>
<b>First Downs</b>	16	23
<b>Rushes - Yards</b>	23-42	34-71
<b>Passing Yards</b>	237	313
<b>Passes (C-A-I)</b>	18-36-3	32-43-0
<b>Total Offense</b>	59-279	77-384
<b>Fumbles-Lost</b>	1-0	2-1
<b>Penalties-Yards</b>	5-46	8-60
<b>Time of Possession</b>	26:12	33:48

- RUSHING:** SHU - Moore, 8-15; Ibe, 2-15; Bell, 4-10; Spence, 3-8; Eckel, 1-1; Little, 5-minus-7. MU - Pandorf, 1-32; Hayes, 11-24; Asante, 11-16; Sumlin, 1-9; Roberts, 2-minus-1; Team, 1-minus-2; Frazier, 7-minus-7.
- PASSING:** SHU - Little, 18-33-3-237; Team, 0-3-0-0. MU - Frazier, 32-43-0-313.
- RECEIVING:** SHU - Dim, 6-108; Tate, 2-40; Jamiel, 2-17; Moore, 2-17; Dube, 2-16; Eckel, 1-32; Moore, 1-7; Bell, 1-0; Kessler, 1-0. MU - Davenport, 9-105; Roberts, 6-71; George, 6-36; McLafferty, 4-22; Sumlin, 2-35; Pandorf, 1-19; Richards, 1-9; Sterling, 1-8; Hayes, 1-7; Asante, 1-1.



# 2012 GAME RECAPS

## ALBANY 55 MONMOUTH 24

Sep. 29, 2012 • University Field • Albany, N.Y.

## CORNELL 41 MONMOUTH 38

Oct. 13, 2012 • Schoellkopf Field • Ithaca, N.Y.

**ALBANY, N.Y.-**The University at Albany used big plays to hand Monmouth University its first conference loss of the season Saturday afternoon at University Field. Monmouth opened the game with a 12 play scoring drive to take a 7-0 lead over the Great Danes but Albany used three long scoring plays of 77, 81 and 61 yards to take a 21-7 lead at the end of the first quarter. The Hawks would close the gap late, getting to within 10 points in the third quarter but the Albany offense was able to keep pace to clinch the victory. The Great Danes racked up 511 yards of total offense, compared with Monmouth's 327. Kyle Frazier threw for 274 yards on 33 of 52 passing, both career highs. UA running back Drew Smith pounded his way to 109 yards with three touchdowns to lead the Danes. After the teams traded punts on their opening possessions of the second half, Albany's Smith expanded the halftime Great Dane lead to 31-10 with a four yard scoring run early in the third quarter. Great Dane kicker Sean Kenny added a 49 yard field goal to give Albany a 24 point cushion with 6:57 to play in the third quarter. The Hawks answered with a big possession moving the ball down the field with big throws including a 38 yard touchdown strike to Neal Sterling. Eric Spillane nailed the extra point, cutting the Albany lead to 34-17 with 4:03 left in the third quarter. Momentum swung in the Hawks favor when Tyler Verga recovered a fumble after a huge hit on the ensuing kickoff. On the ensuing drive, Julian Hayes cleared the pile with his first touchdown of the game cutting the Albany lead to 34-24 with 1:19 to play in the third quarter. Senior Pete Nagy provided a much needed spark with a 62 yard kickoff return down to the Albany 37. Frazier connected with George for a 13 yarder down to the UA 13 but threw his second interception of the game, this time to Dane linebacker Dean Mercuris. Albany scored on another big play, this time Fiacchi finding wideout Kevin Chillis for a 44 yard touchdown on the first play of the fourth quarter, pushing the score to 41-24. The offense started the game off hot as Frazier completed a pair of third down conversions to tight end Tyler George on the Hawks' opening drive but it was a 24 yard touchdown pass down the seam to George that gave MU an early 7-0 lead. Frazier was a perfect nine-of-nine on the drive which went 12 plays covering 87 yards over 5:09 of game time. The Monmouth defense was outstanding on the first Albany drive forcing a fourth and long, but the Great Danes pulled a fake punt from their own 23, with Chillis running the ball 77 yards for a touchdown. Just 1:53 later the Great Danes took their first lead of the game, with Fiacchi hitting Ryan Kirchner for an 81 yard touchdown on Albany's first play of its next possession. It was running back Drew Smith who expanded that lead to 21-7, running 61 yards untouched with just over a minute to play in the first quarter. The Great Danes drove down the field against MU, earning a first and goal from the two. MU stiffened holding Albany to a field goal with 8:47 remaining in the first half. Monmouth's Spillane responded with a 38 yard field goal to cut the lead to 24-10. The field goal gave Spillane 32 for his career, making him the all-time leader in Monmouth history. The Hawk defense was able to recover a Fiacchi fumble on the Albany 43 with 50 seconds remaining in the half but were unable to cut into the deficit as Albany took a 24-10 lead into halftime. Albany is now 11-4 all-time against Monmouth, including six straight victories over the Hawks.

<b>MONMOUTH</b>	<b>7</b>	<b>3</b>	<b>14</b>	<b>0</b>	<b>24</b>
<b>ALBANY</b>	<b>21</b>	<b>3</b>	<b>10</b>	<b>21</b>	<b>55</b>

- MU - George 24yd pass from Frazier (Spillane kick), 12-82, 5:09 1st
- UA - Chillis 77yd run (Kenny kick), 4-77, 0:51 1st
- UA - Kirchner 81yd pass from Fiacchi (Kenny kick), 1-81, 0:13 1st
- UA - Smith 61yd run (Kenny kick), 7-87, 2:39 1st
- UA - Kenny 18yd field goal, 15-56, 4:57 2nd
- MU - Spillane 38yd field goal, 10-56, 2:23 2nd
- UA - Smith 4yd run (Kenny kick), 6-41, 2:09 3rd
- UA - Kenny 49yd field goal, 7-16, 2:28 3rd
- MU - Sterling 38yd pass from Frazier (Spillane kick), 7-75, 2:54 3rd
- MU - Hayes 1yd run (Spillane kick), 8-25, 2:44 3rd
- UA - Chillis 44yd pass from Fiacchi (Kenny kick), 4-55, 1:20 4th
- UA - Smith 7yd run (Kenny kick), 11-53, 6:19 4th
- UA - Beauvais 67yd run (Kenny kick), 3-60, 1:37 4th

	<b>MU</b>	<b>UA</b>
<b>First Downs</b>	17	23
<b>Rushes - Yards</b>	25-53	46-263
<b>Passing Yards</b>	274	248
<b>Passes (C-A-I)</b>	33-52-3	16-30-0
<b>Total Offense</b>	77-327	76-511
<b>Fumbles-Lost</b>	0-0	3-2
<b>Penalties-Yards</b>	7-65	5-30
<b>Time of Possession</b>	28:54	31:06

- RUSHING:** MU - Hayes, 12-28; Asante, 4-11; Frazier, 5-8; Roberts, 1-6; Agyeman, 2-5; Nagy, 1-0. UA - Smith, 18-109; Chillis, 3-86; Beauvais, 3-66; Osbourne, 12-30; Mizeikis, 1-minus-1; Meek, 5-minus-6; Fiacchi, 4-minus-21.
- PASSING:** MU - Frazier, 33-52-3-274; UA - Fiacchi, 16-30-2-248.
- RECEIVING:** MU - George, 7-75; Davenport, 5-25; Roberts, 4-55; Hayes, 4-8; Sterling, 3-48; McLafferty, 3-21; Sumlin, 2-23; Asante, 2-3; Pandorf, 1-5; Richards, 1-4. UA - Kirchner, 5-121; Osbourne, 3-28; Smith, 3-20; Chillis, 2-52; Hutcherson, 2-18; King, 1-9.

**ITHACA, N.Y.-** Monmouth University wrapped up its 2012 nonconference schedule with a 41-38 loss to Cornell Saturday afternoon at Schoellkopf Field. The Hawks took their only lead of the game in the fourth quarter but could not slow the Big Red passing attack, which entered the game ranked sixth in the country. MU Quarterback Kyle Frazier set the Northeast Conference and Monmouth single game total offense record with 513 yards (451 passing, 62 rushing). Frazier finished with a career-high four touchdowns and no interceptions on 35-of-45 passing for a Monmouth single game record 451 yards. He also led the Hawks with 62 yards rushing. Wideout Tristan Roberts had a career-high 174 yards and a touchdown on seven receptions. Big Red quarterback Chris Amrhein threw for 523 yards, 280 to Luke Tasker, who set the Cornell record for yards in a single game. At the start of the second half, Cornell expanded its halftime lead to 20-14 after a 37 yard field goal by John Wells on the team's first possession of the half. Running back Pete Nagy carried the ball four times on the ensuing MU drive, including on a key fourth down conversion, so it was fitting that he capped the drive with a 10 yard pass. Eric Spillane's extra point was blocked and the game was tied 20-20 with just over six minutes to play in the third quarter. The Hawks took their first lead of the game on a 28 yard Spillane field goal with 17 seconds left in the third quarter. It took just five plays for Cornell to retake the lead, with Nacita scoring for the second time on a one-yard run. Cornell pushed their lead to 34-23 after another five play drive which was capped by a three-yard Nacita run with 10:35 to play. Monmouth roared back as Frazier scrambled and hit Eric Sumlin for 28 yards to cut the lead to five. Sterling caught the two point conversion and MU trailed 34-31 with 8:25 to play. Nacita scored for the fourth time on the next Cornell drive, pushing the Big Red lead to 41-31 with 4:15 left in regulation. Cornell struck first, capitalizing off a Monmouth fumble deep in Hawk territory, as freshman running back Silas Nacita piled in from 1 yard out. The drive took four plays and put Cornell up 7-0 with 28 seconds left in the first quarter. The Hawks answered right back with an impressive 10-play, 90 yard drive that was capped by a three yard Julian Hayes touchdown run. The Big Red countered with a 14 play, 75-yard drive of their own, setting up a first and goal on the MU three. The MU defense held, and John Wells nailed the 23 yard field goal and put the home team up 10-7 with 7:57 to play in the second quarter. The Hawks were moving the ball on the next drive but Kyle Frazier was stripped and Cornell recovered on their own 43. Cornell drove the rest of the way, expanding its lead to 17-7 on a 21 yard pass from Amrhein to Luke Tasker with 3:50 to play in the 2nd quarter. It took 11 seconds for the Hawks to respond when Frazier found Roberts for an 85 yard touchdown. The pass was the longest of Frazier's career and the longest reception of Roberts' career. Spillane converted the PAT and the Hawks cut the lead to 17-14 with three and a half minutes to play in the half. Monmouth had three players with 10 tackles, linebackers Dave Damirgian and Dan Sullivan and safety Pat Gray.

<b>MONMOUTH</b>	<b>0</b>	<b>14</b>	<b>9</b>	<b>15</b>	<b>38</b>
<b>CORNELL</b>	<b>7</b>	<b>10</b>	<b>3</b>	<b>21</b>	<b>41</b>

- CU - Nacita 1yd run (Wells kick), 4-33, 1:30 1st
- MU - Hayes 4yd run (Spillane kick), 10-90, 3:36 2nd
- CU - Wells 23yd field goal, 14-75, 3:44 2nd
- CU - Tasker 21yd pass from Amrhein (Wells kick), 5-57, 2:26 2nd
- MU - Roberts 85yd pass from Frazier (Spillane kick), 1-85, 0:11 2nd
- CU - Wells 37yd field goal, 8-33, 2:43 3rd
- MU - Nagy 10yd pass from Frazier (Spillane kick failed), 13-75, 4:42 3rd
- MU - Spillane 28yd field goal, 12-61, 4:49 3rd
- CU - Nacita 1yd run (Wells kick), 5-79, 1:07 4th
- CU - Nacita 3yd run (Wells kick), 5-63, 1:38 4th
- MU - Sumlin 28yd pass from Frazier (Sterling pass from Frazier), 5-66, 2:03 4th
- CU - Nacita 6yd run (Wells kick), 8-77, 4:04 4th
- MU - Sterling 25yd pass from Frazier (Wells kick), 10-77, 3:01 4th

	<b>MU</b>	<b>CU</b>
<b>First Downs</b>	28	27
<b>Rushes - Yards</b>	36-151	25-58
<b>Passing Yards</b>	451	523
<b>Passes (C-A-I)</b>	35-45-0	33-57-0
<b>Total Offense</b>	81-602	82-581
<b>Fumbles-Lost</b>	2-2	1-0
<b>Penalties-Yards</b>	7-72	5-55
<b>Time of Possession</b>	30:21	29:39

- RUSHING:** MU - Frazier, 9-62; Hayes, 14-38; Asante, 6-28; Nagy, 5-16; Sumlin, 1-9. CU - Hagy, 7-29; Nacita, 9-20; Mlady, 2-11; Tasker, 1-2; Gellatly, 2-0; Amrhein, 3-minus-2; Team, 1-minus-2.
- PASSING:** MU - Frazier, 35-45-4-451; CU - Amrhein, 33-56-1-523; Tasker, 0-1-0-0.
- RECEIVING:** MU - Roberts, 7-174; Sterling, 5-74; Davenport, 5-54; Richards, 4-32; George, 4-25; Sumlin, 3-50; Nagy, 3-18; Hayes, 2-5; Asante, 1-13; McLafferty, 1-6. CU - Tasker, 11-280; Ondash, 6-66; Hagy, 5-54; Gellatly, 4-68; Mlady, 3-27; Bostain, 2-14; Heon, 1-7; Allyn, 1-7.

# 2012 GAME RECAPS

## BRYANT 27 MONMOUTH 24

Oct. 20, 2012 • Kessler Field • West Long Branch, N.J.

## MONMOUTH 28 DUQUESNE 27

Oct. 27, 2012 • Rooney Field • Pittsburgh, Pa.

50

**WEST LONG BRANCH, N.J.-** Fifth year senior quarterback Kyle Frazier threw for 195 yards and ran for two touchdowns, but the Monmouth University football team fell to Bryant, 27-24, on Homecoming Saturday afternoon on Kessler Field. With the loss, the Hawks fall to 3-4 (2-2 NEC), while the Bulldogs move to 2-6 (2-4 NEC). After deferring the opening kickoff to the Hawks and forcing a punt, the Bulldogs marched 67 yards on eight plays covering 4:19 to open the scoring. Brown scampered 17 yards to put the Bulldogs on top, 7-0, at the 9:03 mark. The Hawks got three points back later in the first quarter when Eric Spillane capped a nine-play, 57-yard drive with a 29-yard field goal at the 2:42 mark. After a full 16 scoreless minutes, Westerhaus found Harris in the end zone for the second Bryant score of the day. The Hawks opened the scoring in the second half, with Frazier punching it in from four yards out on an option keeper. The run capped a four-play, 50-yard drive covering just 1:27 to cut the deficit to 14-10. But the Bulldogs responded on a broken play at the 8:47 mark, when Harris caught his second touchdown pass of the day, this time from 47 yards out to push the Bulldogs' lead back to 11 points. The Hawks' offense kept its momentum, however, as Asante scored on a nine-yard run to cap a 10-play, 65-yard drive at the 4:52 mark of the third quarter to again cut the deficit to four points, 21-17. Bryant then drove all the way down to the Hawks' five yard line, where the drive stalled and kicker Dom Kozlowski missed wide right on a 22-yard field goal attempt. After both teams saw possessions end in a punt, the Hawks' offense seamlessly marched 92 yards on eight plays to take its first lead of the game, 24-21. Asante took a screen pass 29 yards into Bulldogs' territory to enable the drive and Frazier ran it in for his second rushing touchdown of the game from nine yards out at the 8:23 mark. The Hawks forced a 4th-and-1 from the Bryant 40 yard line and appeared to have a Brown run sniffed out with under seven minutes remaining in the fourth quarter. But Brown broke a tackle and scampered 45 yards down the Hawks' sideline to the Monmouth 15 yard line. But again, the Monmouth defense kept Bryant out of the end zone and Kozlowski missed wide left from 36 yards to preserve the 24-21 Monmouth lead. On the Hawks' second play on the ensuing drive, Frazier's pass was tipped by Jeff Covitz and intercepted by Connor McNamara at the Monmouth 20 yard line. Brown scored from four yards out to give Bryant the 27-24 lead, but Kozlowski's troubles continued, as he missed the point after try. Frazier was again intercepted on the next Hawks possession, but Brandon Dagnesses fumbled

prior to the end zone and the ball hit the pylon, giving the ball back to the Hawks at their own 20 yard line. Frazier scrambled and fell on his own power to the turf due to an injury on second down. Craig Peterson replaced Frazier, and following an incompleteness, converted a fourth-down desperation heave downfield to Roberts for 30 yards into Bryant territory. Peterson completed a seven-yard pass to Roberts on first down and the Hawks called timeout. Out of the timeout, Frazier returned under center and threw three incomplete passes, and the Hawks turned the ball over on downs to effectively end the game.

<b>BRYANT</b>	<b>7</b>	<b>7</b>	<b>7</b>	<b>6</b>	<b>- 27</b>
<b>MONMOUTH</b>	<b>3</b>	<b>0</b>	<b>14</b>	<b>7</b>	<b>- 24</b>

- BU - Brown 17yd run (Kozlowski kick), 8-67, 4:19 1st
- MU - Spillane 29yd field goal, 9-57, 2:10 1st
- BU - Harris 19yd pass from Westerhaus (Kozlowski kick), 12-84, 4:29 2nd
- MU - Frazier 4yd run (Spillane kick), 4-50, 1:27 3rd
- BU - Harris 47yd pass from Westerhaus (Kozlowski kick), 7-75, 3:30 2nd
- MU - Asante 9yd run (Spillane kick), 10-65, 3:35 3rd
- MU - Frazier 9yd run (Spillane kick), 8-92, 3:15 4th
- BU - Brown 4yd run, 5-20, 1:51 4th

	<b>BU</b>	<b>MU</b>
<b>First Downs</b>	23	21
<b>Rushes - Yards</b>	34-146	31-151
<b>Passing Yards</b>	321	232
<b>Passes (C-A-I)</b>	24-40-0	23-41-2
<b>Total Offense</b>	74-467	72-383
<b>Fumbles-Lost</b>	1-1	0-0
<b>Penalties-Yards</b>	11-127	4-45
<b>Time of Possession</b>	34:06	25:54

**RUSHING:** BU - Brown, 23-152; Randle El, 1-12; Perry, 1-minus-1; Team, 2-minus-4; Westerhaus, 7-minus-13. **MU** - Asante, 14-91; Frazier, 8-32; Hayes, 6-20; Sumlin, 2-7; Nagy, 1-3.  
**PASSING:** BU - Westerhaus, 24-40-0-321; **MU** -Frazier, 21-38-2-195; Peterson, 2-3-37-0.  
**RECEIVING:** BU - Ward, 7-84; Johnson, 6-44; Harris, 5-107; DeShields, 3-42; Barrett, 2-42; Perry, 1-2. **MU** - Roberts, 6-76; Sterling, 4-28; George, 3-31; Asante, 2-27; Sumlin, 2-25; Davenport, 2-23; McLafferty, 2-17; Hayes, 2-5.

**WEST LONG BRANCH, N.J.-** Sophomore Julian Hayes' 23 yard run on third and 18 with just over a minute remaining in regulation preserved Monmouth's 28-27 victory over Duquesne on Saturday afternoon. Monmouth took a 21-7 halftime lead but the Dukes scored 17 unanswered points in the second half to take their first lead of the game early in the fourth quarter. It was Hayes' two-yard touchdown run with 9:40 left in the fourth quarter that put MU back ahead 28-24 after Duquesne had taken the lead for the first time in the game on a six yard Sean Patterson touchdown pass on the previous Duke drive. The Monmouth win snapped a 10-game home win streak for the Dukes, dating back to 2010. Duquesne closed to within one on a 25 yard field goal with 8:09 remaining but the MU defense was able keep the Dukes out of the endzone the rest of the way. Hayes finished with a season-high 158 yards on 36 carries with a two touchdowns. Kyle Frazier finished 15-of-23 for 141 yards and a touchdown pass to Neal Sterling. With his 14th completion of the day he surpassed former Hawk Brian Boland for first all-time in completions with 628. Defensively, true freshmen Joe Johnson and Anthony McDonnaugh led the way with 10 and nine tackles, respectively. Duquesne needed just five plays to cut MU's lead to 21-14 on a drive that lasted just 1:58 to cover 65 yards. The Dukes added a 29 yard field goal with 5:23 to play but MU was still in command, 21-17. Disaster struck early in the fourth quarter for the Hawks in the form of a bad snap on a punt, with punter Ryan Mohr covering the ball on his own 17. Patterson gave his team their first lead of the game four plays later on a six yard slant to Sean Brady pushing the Dukes ahead of Monmouth 24-21 with 12:18 to play. Frazier and the offense came to life on the ensuing drive with the fifth-year senior driving the Hawks 75 yards on seven plays. Hayes crossed the goal line for the second time on the day, putting MU back ahead 28-24 with 9:40 to play. Duquesne's Charlie Leventry cut the lead to one with a 25 yard field goal with 8:09 remaining in regulation. After Duquesne's defense forced a three-and out on the games' opening possession, Mohr sent a booming punt to Duquesne sophomore returner Dave Thomas. With coverage bearing down, Thomas muffed the ball where it was recovered by sophomore tight end Evan Ruane on the Duquesne 31 yard line. On first down wideout Eric Sumlin found Mike McLafferty on a trick play for 25 yard completion down to the Duquesne six. Two plays later Asante gave the Hawks a 7-0 lead when he cut back into the middle of the field for a two yard touchdown just under three minutes in the game.

The Hawks went up 14-0 when Julian Hayes rumbled around left side for a 10 yard touchdown on the first play of the second quarter. The Dukes responded when Patterson connected with Thomas for a nine yard touchdown and Duquesne cut the lead to 14-7 with 9:33 to play in the second quarter. MU's defense held on another Duquesne fourth down and Hayes put the Hawks on his back, punishing defenders as Monmouth drove down the field. On first and goal from the eight Frazier connected with Neal Sterling on a jump ball to put Monmouth up 21-7 with 3:22 to play in the half. Hayes eclipsed the 100-yard plateau on that drive, carrying it 21 times for 108 yards in the first half.

<b>MONMOUTH</b>	<b>7</b>	<b>14</b>	<b>0</b>	<b>7</b>	<b>- 28</b>
<b>DUQUESNE</b>	<b>0</b>	<b>7</b>	<b>10</b>	<b>10</b>	<b>- 27</b>

- MU - Asante 2yd run (Spillane kick), 3-31, 1:01 1st
- MU - Hayes 10yd run (Spillane kick), 18-93, 7:47 2nd
- DU - Thomas 9yd pass from Patterson (Leventry kick), 11-75, 5:21 2nd
- MU - Sterling 8yd pass from Frazier (Spillane kick), 12-74, 4:37 2nd
- DU - Carter 15yd pass from Patterson (Leventry kick), 5-65, 1:50 3rd
- DU - Leventry 29yd field goal, 12-48, 4:12 3rd
- DU - Brady 6yd pass from Patterson (Leventry kick), 4-17, 0:59 4th
- MU - Hayes 2yd run (Spillane kick), 7-75, 2:32 4th
- DU - Leventry 25yd field goal, 8-62, 1:23 4th

	<b>MU</b>	<b>DU</b>
<b>First Downs</b>	18	23
<b>Rushes - Yards</b>	55-147	37-130
<b>Passing Yards</b>	166	259
<b>Passes (C-A-I)</b>	16-24-0	22-43-0
<b>Total Offense</b>	79-313	80-389
<b>Fumbles-Lost</b>	1-0	1-1
<b>Penalties-Yards</b>	4-35	2-20
<b>Time of Possession</b>	32:14	27:46

**RUSHING:** MU - Hayes, 36-158; Asante, 8-19; Team, 2-minus-13; Frazier, 9-minus-17. **DU** - McCoy, 29-116; Patterson, 7-22; Ho, 1-minus-2.  
**PASSING:** MU - Frazier, 15-23-0-141; Sumlin, 1-1-0-25. **DU** - Patterson, 22-43-0-259.  
**RECEIVING:** MU - Roberts, 5-38; McLafferty, 3-68; Sumlin, 2-24; Sterling, 2-18; Asante, 2-9; Hayes, 1-7; Davenport, 1-2. **DU** - Carter, 8-90; Brady, 7-110; Oduho, 4-42; Thomas, 2-13; Rahming, 1-4.



# 2012 GAME RECAPS

## SAINT FRANCIS 45 MONMOUTH 31

Nov. 10, 2012 • Kessler Field • West Long Branch, N.J.

**WEST LONG BRANCH, N.J.** - Kyle Frazier was 25-of-40 for 246 yards and a touchdown but the Monmouth University football team fell to Saint Francis (Pa.), 45-31, on Senior Day Saturday afternoon at Kessler Field. With the loss, the Hawks move to 4-5 (3-3 NEC), while the Red Flash improves to 4-6 (3-4 NEC).

Kwabena Asante led the Hawks with 56 yards rushing and a touchdown, while Julian Hayes ran for 53 yards and a touchdown. Tristan Roberts led the Hawks with five receptions for 76 yards, while Eric Sumlin was close behind with four catches for 66 yards.

Saint Francis quarterback John Kelly was 16-for-21 for 263 yards passing, ran for 46 more yards, and accounted for one touchdown each through the air and on the ground. Anthony Abeid led the Red Flash 119 rushing yards and a touchdown, while Keion Wade ran for 47 yards and a touchdown prior to his second-quarter ejection. A.J. Alexander led all receivers with six catches for 110 yards and a touchdown.

The Red Flash immediately jumped out in front with a nine-play, 87-yard drive capped by Wade's one-yard touchdown run exactly four minutes into the first quarter. The Hawks quickly responded with an eight-play, 76-yard drive finished off by Asante's 37-yard scamper into the end zone to tie the game at 7-7 at the 7:54 mark of the first quarter.

Dane Domonkos then ran back the kickoff 97 yards for a touchdown and the Red Flash was successful on an onside kick on the ensuing kickoff. All told, Saint Francis would reel off 24 straight points on the Domonkos return, a Josh Thiel field goal, a two-yard touchdown reception by Dan Conley and a 27-yard touchdown run by Abeid.

Hayes scored on a two-yard run to cut the deficit to 31-14 with 2:29 remaining in the half, but Alexander capped a four-play, 88-yard drive for the Red Flash with a 16-yard touchdown reception at the 1:12 mark to give Saint Francis a 38-14 lead. Monmouth went 63 yards on 10 plays prior to the break, setting up Eric Spillane's (Howell, N.J./Colts Neck) 29-yard field goal to cut the deficit to 38-17 as time expired on the first half.

The Hawks started the second half by immediately driving 75 yards on eight plays for a touchdown. Frazier connected with Neal Sterling on a five-yard fade to the back corner of the end zone for the touchdown, cutting the Hawks' deficit to 38-24. Neither team could work its way back onto the scoreboard until Kelly ran it in from 11 yards out on the first play of the fourth quarter.

Mike Upham blocked a Red Flash punt midway through the fourth quarter and Andrew Sutton ran it in from 27 yards out to again cut the deficit to 14 points. But Monmouth would get no closer.

SAINT FRANCIS	17	21	0	7	45
MONMOUTH	7	10	7	7	31
SFU - Wade 1yd run (Thiel kick), 9-87, 3:52 1st					
MU - Asante 37yd run (Spillane kick), 8-76, 3:00 1st					
SFU - Domonkos 97yd kickoff return, 1st					
SFU - Thiel 39yd field goal, 5-32, 2:09 1st					
SFU - Conley 2yd pass from Kelly (Theil kick), 7-78, 3:27 2nd					
SFU - Abeid 27yd run (Theil kick) 8-67, 4:03 2nd					
MU - Hayes 2yd run (Spillane kick), 9-75, 3:36 2nd					
SFU - Alexander 16yd pass from Kelly (Thiel kick), 4-88, 1:08 2nd					
MU - Spillane 29 yd field goal, 10-63, 1:12 2nd					
MU - Sterling 5 yd pass from Frazier (Spillane kick), 8-75 3:03 3rd					
SFU - Kelly 11 yd run (Thiel kick), 9-56 4:13 4th					
MU - Sutton 27 yd blocked punt return (Spillane kick), 4th					
	<b>SFU</b>			<b>MU</b>	
<b>First Downs</b>	25			20	
<b>Rushes - Yards</b>	46-219			32-168	
<b>Passing Yards</b>	263			246	
<b>Passes (C-A-I)</b>	16-21-0			25-40-2	
<b>Total Offense</b>	67-482			72-414	
<b>Fumbles-Lost</b>	0-0			0-0	
<b>Penalties-Yards</b>	6-53			5-55	
<b>Time of Possession</b>	34:04			25:56	

**RUSHING:** SFU - Abeid, 18-119; Wade, 8-47; Kelly 16-46; Ingram, 3-9. MU - Asante, 9-56; Hayes, 9-53; Frazier, 12-44; Richards, 1-13; Roberts, 1-2.  
**PASSING:** SFU - Kelly, 16-21-0-263. MU - Frazier, 25-40-2-246.  
**RECEIVING:** SFU - Alexander, 6-110; Domonkos, 3-62; Conley, 3-22; Martin, 2-9; Ingram, 1-31; Wade, 1-29. MU - Roberts, 5-76; Sumlin, 4-66; Davenport, 3-20; Richards, 3-17; Sterling, 3-17; Asante, 3-13; George, 2-15; McLafferty, 1-17; Hayes, 1-5.

## MONMOUTH 26 ROBERT MORRIS 21

Nov. 17, 2012 • Joe Walton Stadium • Moon Township, Pa.

Monmouth University wrapped up the final game of the 2012 season with a thrilling 26-21 victory over Robert Morris Saturday afternoon at Joe Walton Stadium. The Hawks, who never trailed in the contest, had built a 17-0 lead after the first half but RMU battled back with 21 points in the final two quarters. After a terrific Ryan Mohr punt pinned the Colonials on their one yard line, RMU went to work, moving the ball deep into MU territory. The 14 play drive almost ended on a three yard touchdown run on fourth down but RMU was called for holding with seven seconds remaining. With one play left, facing a fourth and goal from their own 13, Sinclair stepped over the line of scrimmage on an incomplete pass and the game ended on an illegal forward pass call, preserving the MU victory. Kyle Frazier finished his final game as Monmouth's quarterback throwing 22-of-25 for 258 yards and a touchdown while running back Julian Hayes finished with two scores on 22 carries for 143 yards. The Hawks dominated the first quarter of play, sprinting out to a 17-0 lead and a 161-21 advantage in yardage after the first quarter. Hayes finished the first scoring drive with a two yard run, putting up MU 7-0 with just 1:34 elapsed from the game clock. After forcing a three and out of defense, MU drove down again this time ending with a 21 yard Eric Spillane field goal that put MU up 10-0 with 5:53 to play. The Hawks pushed their lead to 17-0 on an 11 yard strike from Frazier to Roberts with 55 seconds remaining in the quarter. Neither team scored in the second quarter, with Robert Morris' best opportunity coming on a 34-yard field goal attempt that was blocked by senior Mike Upham. RMU owned the third quarter, scoring on quick drives, including a five play opening half drive that was capped by a 20 yard Deontae Howard run. Sinclair found sophomore Duane Mitchell for 39 yards to cut the Hawk lead to 17-14 with 8:58 to play in the third quarter. Spillane got the Hawks back on the board with a season-long 43 yard field goal with 4:23 to play in the third quarter, putting MU ahead 20-14. Hayes put MU up by 12 when he rumbled 22 yards for his second touchdown of the game with 11:12 left in the fourth quarter. The ensuing two-point conversion was no good and the Hawks held a 26-14 lead. The Colonial offense was not done as Sinclair found Mitchell again, this time for 44 yards on a six play drive with 8:05 left in the game. The final MU drive stalled at their own 45 but Mohr's season long 54 yard punt set up the Colonials need a 99 yard drive for the win. Safeties Pat Gray and Andrew Sutton led the Hawks with nine and seven tackles respectively. Monmouth had four sacks in the game while RMU collected six against the Hawks. Monmouth ends the season 5-5 overall and 4-3 in the Northeast Conference.

MONMOUTH	17	0	3	6	26
ROBERT MORRIS	0	0	14	7	21
MU - Hayes 2yd run (Spillane kick), 5-71, 1:34 1st					
MU - Spillane 21yd field goal, 12-47, 5:34 1st					
MU - Roberts 11yd pass from Frazier (Spillane kick), 8-51, 2:57 1st					
RMU - Howard 20yd run (Langer kick), 5-75, 2:10 3rd					
RMU - Mitchell 39yd pass from Sinclair (Langer kick), 5-79, 2:04 3rd					
MU - Spillane 43yd field goal, 10-59, 4:30 3rd					
MU - Hayes 22yd run (Frazier pass failed), 2-34, 0:34 4th					
RMU - Mitchell 44yd pass from Sinclair (Langer kick), 6-66, 3:01 4th					
	<b>MU</b>			<b>RMU</b>	
<b>First Downs</b>	20			17	
<b>Rushes - Yards</b>	39-160			32-172	
<b>Passing Yards</b>	258			268	
<b>Passes (C-A-I)</b>	22-27-0			21-35-0	
<b>Total Offense</b>	66-418			67-440	
<b>Fumbles-Lost</b>	0-0			2-1	
<b>Penalties-Yards</b>	7-75			5-43	
<b>Time of Possession</b>	31:30			28:30	

**RUSHING:** MU - Hayes, 22-143; Asante, 6-27; Roberts, 1-5; Frazier, 10-minus-15. RMU - Taylor, 16-78; Sinclair, 11-54; Howard, 3-35; Groat, 1-6.  
**PASSING:** MU - Frazier, 22-27-0-258. RMU - Sinclair, 21-34-0-268.  
**RECEIVING:** MU - Roberts, 5-82; Sterling, 4-88; Sumlin, 4-41; Davenport, 4-31. RMU - Mitchell, 5-116; Jeter, 4-24; Hayes, 3-37; Evans, 2-43.

# 2013 GAME RECAPS

## MONTANA STATE 42 MONMOUTH 24

Aug. 29, 2013 • Bobcat Stadium • Bozeman, Montana

The Montana State Bobcats, the consensus number two team in the country, used a dominating opening half to secure a 42-24 victory over Monmouth in the opening game of the 2013 season in front of 21,007 fans at Bobcat Stadium.

The Bobcats scored on five of its first six drives to take a 32-3 lead with 4:57 left in the first half. A 57 yard pick six by defensive tackle Craig Ashworth put the game at 39-3 at halftime. Monmouth battled back in the second half, outscoring Montana State 21-3 in the second half but the first half deficit was too much to overcome.

After the Hawks defense held on the first Bobcat possession of the second half, MU junior Julian Hayes scored the first touchdown of the 2013 season when he punched it in from three yards out. Hayes had a solid first half for the Hawks with 12 carries for 100 yards, including a 40 yard scamper.

Junior Eric Sumlin cut the Bobcat lead to 42-17 when he beat his man and quarterback Brandon Hill hit him in stride for a 77 yard score. On the next MU possession Hill connected with Elijah Phillips on a 17 yard slant to finish the scoring at 42-24.

Hill finished 18-of-31 for 240 yards with a pair of touchdowns and two interceptions. McGhee was 19-of-27 for 240 yards but also added 54 yards rushing and a touchdown to his totals. Montana State racked up 561 yards of total offense compared to MU's 355.

Hayes finished with 135 yards on 22 carries for a 6.1 yard average. Lamar Davenport had four catches for 57 yards while Phillips had three grabs for 35 yards and the score.

Montana State took a mere 2:25 to drive 80 yards on the Hawks, with the Bobcats earning first downs on four straight plays setting themselves up deep in MU territory. After running back Cody Kirk converted a third and one, McGhee took the ball in himself to score the game's first touchdown. MSU went for two and went ahead 8-0.

After a three and out on the first MU possession, McGhee went to work again, sparking MSU's second drive with a 49 yard run. Two plays later Kirk piled in to put his squad up 15-0. Spillane's 60 yard punt on the next three and out by the Hawks set Montana State up at their own 10. The Bobcats answered with a 90 yard Shawn Johnson run up the middle to put MSU ahead 22-0 with 8:32 left in the opening quarter.

Monmouth answered with an 11-play 46 yard drive that covered five minutes and ended with a 45 yard Eric Spillane field goal to cut the lead to 22-3. The Bobcats would score twice more in the half, including Ashworth's interception.

<b>MONMOUTH</b>	<b>3</b>	<b>0</b>	<b>7</b>	<b>14</b>	<b>- 24</b>
<b>MONTANA STATE</b>	<b>22</b>	<b>17</b>	<b>3</b>	<b>0</b>	<b>- 42</b>

MSU - McGhee 1yd run (Roderick rush) 7-75, 2:25 1st  
 MSU - Kirk 5yd run (Perez kick) 4-70, 1:44 1st  
 MSU - Johnson 90yd run (Perez kick) 1-90, 0:14 1st  
 MU - Spillane 45 yard field goal, 11-46, 4:59 1st  
 MSU - Kirk 1yd run (Perez kick) 4-53, 1:20 2nd  
 MSU - Perez 26yd field goal, 9-15, 2:34 2nd  
 MSU - Ashworth 57yd interception return (Perez kick) 2nd  
 MU - Hayes 3yd run (Spillane kick), 7-40, 3:07 3rd  
 MSU - Perez 40yd field goal, 8-67, 3:51 3rd  
 MU - Sumlin 77 yard pass from Hill (Spillane kick) 3-80, 0:48 4th  
 MU - Phillips 17 yard pass from Hill (Spillane kick) 7-90, 3:16 4th

	<b>MU</b>	<b>MSU</b>
<b>First Downs</b>	15	23
<b>Rushes - Yards</b>	27-115	41-293
<b>Passing Yards</b>	240	268
<b>Passes (C-A-I)</b>	18-31-2	21-31-0
<b>Total Offense</b>	58-355	72-562
<b>Fumbles-Lost</b>	3-0	1-0
<b>Penalties-Yards</b>	4-36	9-80
<b>Time of Possession</b>	27:32	32:28

**RUSHING:** MU - Hayes, 22-135; Asante, 2-0; Hill, 2-minus-9; Team, 1-minus-11. **MSU** - Johnson, 5-109; McGhee, 5-54; Newell, 3-41; Kirk, 11-39; Brekke, 6-30; Ellis, 1-10; Davis, 2-7; Bleskin, 1-5; Team, 2-minus-2.  
**PASSING:** MU - Hill, 18-31-2-240. **MSU** - McGhee, 19-27-0-240; Bleskin, 2-4-0-28.  
**RECEIVING:** MU - Davenport, 4-67; Sumlin, 3-77; McLafferty, 3-38; Phillips, 3-35; Sterling, 3-16; Hayes, 2-7. **MSU** - Bleskin, 7-121; Flotkoetter, 3-51; Ellis, 3-20; Kirk, 2-16; Johnson, 1-minus-1; Salanoa, 1-38; Dash, 1-9; Davis, 1-8; Roderick, 1-6.

## LIBERTY 45 MONMOUTH 15

Sept. 7, 2013 • Williams Stadium • Lynchburg, Va.

**LYNCHBURG, Va.**- A 22 point second quarter blew open a three point first quarter Liberty lead as the Flames improved to 1-1 on the season, dropping future Big South conference mate Monmouth to 0-2 on the season.

Liberty opened a 9-0 lead before MU tight end Mike McLafferty cut the lead to three on a 27 yard touchdown reception. The Flames then used a 28 yard pass, a 29 yard interception return and a 85 yard TD strike to give themselves a 31-6 cushion at halftime. Liberty scored twice in the waning minutes of the third quarter to open up a 39 point lead, their largest of the game. MU got a fourth quarter field goal and a 42 yard TD reception to finish up the scoring action.

Monmouth's defense allowed a bit of a drive on the first possession but ultimately stiffened at its own 39 forcing a Liberty punt. Unfortunately for the Hawks, Liberty punter Grant Bowden dropped the ball on the Hawks' 1 yard line. Two straight stuffed runs set up a third and 10 and Hayes was dropped for a safety, putting Liberty up 2-0 with 8:05 to play in the first quarter.

Two possessions later Liberty drove 56-yards on five plays on their next drive, which was capped off by a 2 yard Desmond Rice touchdown. The drive was set up when a MU blitz was picked up and Woodrum hit wide receiver Dante Shells for 39 yards down to the MU three yard line.

Liberty head coach Turner Gill tried an onsidess kick that was picked up on the second line by tight end Zach Fabel and returned 34 yards to the Liberty 27. On the next play senior tight end Mike McLafferty caught a bullet from Brandon Hill in the endzone for the first MU touchdown of the contest. The extra point attempt was no good as the hold was mishandled and the score sat at 9-6 with 59 seconds left in the 1st.

Corner Tevrin Brandon came up with his first interception as a Hawk, and the first MU forced turnover of the year, when he came up with an impressive one-handed interception while in full stride on coverage. MU could do nothing with the field position and after a short punt, Liberty marched on a tiring defense to go up 17-6 on a 28 yard Woodrum to Darrin Peterson pass.

Two stalled drives by each team set up the next big play, as Liberty defensive back caught a tipped ball on a 2nd and 8 pass, going untouched 29 yards to give Liberty a 24-8 advantage with 7:16 to play. Liberty pushed the score to 31-6 on a 85 yard touchdown strike from Woodrum to Peterson with 3:24 to play, which would end the first half scoring.

Richardson capped a 80 yard, 10 play second half opening drive for the Flames after the MU offense turned the ball over in the Liberty endzone on Kevin Fogg's second pick of the game.

Liberty scored on a four yard DJ Abner run with one minute left in the third to push the score to 45-6. With senior Greg DePugh in at quarterback, the Hawks got on the board again when he hit a wide open Fabel for 42 yards and a touchdown. The extra point was no good and Liberty lead was 45-12. It was DePugh's second career pass attempt and the first reception for Fabel.

Eric Spillane hit a 46 yard field goal in the fourth quarter to cut into the Liberty lead. The 46-yarder tied a career-long for Spillane, who moved ahead of Matt Merklinger and Chris Reed for third all-time in scoring with 211 points.

Gary Onuekwusi led MU with nine tackles, six of them solo stops. Clark Coe recorded eight tackles, and Dave Damirgian added six, including 1.5 tackles for loss. Brandon added an interception. Nick Sigmon and Jimmy O'Grady both made five tackles to lead Liberty, and Charles Williams added a pair of interceptions.

<b>MONMOUTH</b>	<b>6</b>	<b>0</b>	<b>0</b>	<b>9</b>	<b>- 15</b>
<b>LIBERTY</b>	<b>9</b>	<b>22</b>	<b>14</b>	<b>0</b>	<b>- 45</b>

LU - Team Safety, 1st  
 LU - Rice 2yd run (Lunsford kick) 5-56, 2:39 1st  
 MU - McLafferty 27yd pass from Hill (Vellis pass failed) 1-27, 0:06 1st  
 LU - Peterson 28 yard pass from Woodrum (Apon pass from Woodrum), 6-50, 2:40 2nd  
 LU - Fogg 29yd interception return (Lunsford kick) 2nd  
 LU - Peterson 85yd pass from Woodrum (Lunsford kick), 3-96, 1:14 2nd  
 LU - Richardson 1yd run (Lunsford kick), 10-80, 5:36 3rd  
 LU - Abnar 4yd run (Lunsford kick), 3-31, 1:16 3rd  
 MU - Fabel 42yd pass from DePugh, 4-75, 1:48 4th  
 MU - Spillane 46 yard field goal 4-14, 2:15 4th

	<b>MU</b>	<b>LU</b>
<b>First Downs</b>	12	20
<b>Rushes - Yards</b>	29-87	44-122
<b>Passing Yards</b>	193	277
<b>Passes (C-A-I)</b>	12-25-3	16-22-1
<b>Total Offense</b>	54-280	66-399
<b>Fumbles-Lost</b>	0-0	4-1
<b>Penalties-Yards</b>	4-43	5-47
<b>Time of Possession</b>	25:45	34:15

**RUSHING:** MU - Hayes, 14-46; Asante, 8-43; Sumlin, 1-1; Hill, 3-minus-1; DePugh, 3-minus-2. **LU** - Rice, 16-50; Abnar, 12-38; Richardson, 11-24; Woodrum, 3-10; Shells, 1-8; Shashaty, 1-minus-8.  
**PASSING:** MU - Hill, 7-17-3-97; DePugh, 5-8-0-96. **LU** - Woodrum, 13-19-1-237; Shashaty, 2-2-0-18; Peterson, 1-1-0-22.  
**RECEIVING:** MU - McLafferty, 3-75; Richards, 3-31; Sterling, 3-23; Fabel, 1-42; Davenport, 1-17; Sumlin, 1-5. **LU** - Shells, 4-68; Peterson, 3-124; Rice, 2-19; Richardson, 2-minus-2; Apon, 1-22; Couamin, 1-19; Gagliardi, 1-13; Fualaau, 1-9; Glover, 1-5.



# 2013 GAME RECAPS

## LEHIGH 28 MONMOUTH 25

Sept. 14, 2013 • Kessler Field • West Long Branch, N.J.

## MONMOUTH 21 HOLY CROSS 14

Sept. 21, 2013 • Fitton Field • Worcester, Mass.

Wide receiver Neal Sterling caught 13 passes for 126 yards and a touchdown and running backs Julian Hayes and Kwabena Asante each ran for over 100 yards, but the Monmouth University football team fell to Lehigh, 28-25, Saturday afternoon at Kessler Field. With the loss, the Hawks fall to 0-3, while the Mountain Hawks improve to 2-0.

Monmouth pulled ahead 25-21 on a 21-yard Asante run with 12:20 to play in the fourth quarter, then the Hawk defense forced a three and out deep in Lehigh territory and appeared to be in complete control of the game. Disaster struck for MU on the next play as a blocked punt ended up in Lehigh full back Zach Hayden's hands and he went 37 yards for a first down at midfield. Two plays later Lehigh pulled ahead, for good, on a 40 yard touchdown pass.

Hawks quarterback Brandon Hill (Audubon, N.J./Audubon [UMass]) completed 29-of-41 attempts for 316 yards and a touchdown. Hayes ran for a team-high 106 yards on 24 carries, while Asante added 103 yards and a touchdown on just seven rushing attempts. Eric Sumlin (Dover, Del./Dover) added six receptions for 71 yards. Dave Damirgian (Churchville, Pa./Council Rock) and Gary Onuekwusi (Baltimore, Md./Paul Laurence Dunbar [Temple]) led the Hawks' defense with eight tackles apiece, while Clark Coe had a sack and a 42-yard fumble recovery for a touchdown.

Lehigh quarterback Brandon Bialkowski threw for 375 yards on 24-of-39 passing, including three touchdowns. Lee Kurfis was on the receiving end of most of Bialkowski's throws, making 10 catches for 211 yards and two touchdowns. Sergio Fernandez-Soto also made six receptions for 92 yards and a touchdown. Keith Sherman rushed for a game-high 107 yards. Tyler Ward led the Lehigh defense with 11 tackles and an interception.

Monmouth opened the scoring at the 8:09 mark of the first quarter when Coe sacked Bialkowski, forcing and recovering a fumble before rumbling 42 yards for the touchdown. Eric Spillane's extra point made it 7-0.

The Mountain Hawks drew even at the 13:25 mark of the second quarter when Bialkowski and Kurfis connected on a 55-yard touchdown pass. Ryan Pandey's extra point tied the score at 7-7. Later in the quarter, Lehigh quickly drove 80 yards on five plays covering 2:16. The drive was punctuated by Sean Farrell's six-yard touchdown run, giving Lehigh a 14-7 cushion with 4:27 left in the half.

The Hawks were driving at the Lehigh 21 early in the third quarter when Hill was intercepted in the end zone by Ward. The Mountain Hawks then went 73 yards on eight plays, utilizing a fourth-down conversion and a pass interference call inside the Monmouth five yard line to set up a four-yard touchdown pass from Bialkowski to Fernandez-Soto to put the Mountain Hawks on top, 21-10, with 4:20 left in the third quarter.

The Hawks responded with a 64-yard touchdown connection between Hill and Sterling on a broken play on 3rd-and-5. Sumlin found the end zone on a reverse for the successful two-point conversion, pulling the Hawks to within 21-18 with 2:43 to play in the third quarter.

After a missed field goal by the Mountain Hawks, Asante led a six-play, 79-yard drive with four carries for 72 yards on his own. Included in the drive were a 34-yard scamper on the second play of the drive and a 21-yard touchdown run to put the Hawks on top, 25-21, with 12:20 to go in the fourth quarter.

The Hawks' defense forced a three-and-out deep in Lehigh territory on the next drive. But after Tim Divers' punt was blocked behind the line of scrimmage by Teverin Brandon Zach Hayden gathered the ball behind the line of scrimmage and advanced 37 yards to midfield, keeping the Mountain Hawks' drive alive.

MONMOUTH	7	3	8	7	25
LEHIGH	0	14	7	7	28
MU - Coe 42yd fumble recovery (Spillane kick), 8:09 1st					
LU - Kurfis 55yd pass from Bialkowski (Pandey kick), 5-86, 2:17 2nd					
LU - Farrell 6yd run (Pandey kick), 5-80, 2:16 2nd					
MU - Spillane 35yd field goal, 3-27, 0:16 2nd					
LU - Fernandez-Soto 5yd pass from Bialkowski (Pandey kick), 8-73, 2:25 3rd					
MU - Sterling 64yd pass from Hill (Sumlin rush), 3-69, 1:29 3rd					
LU - Asante 21yd run (Spillane kick), 6-79 2:34 4th					
LU - Kurfis 40yd pass from Bialkowski (Pandey kick) 6-92 2:08 4th					
	<b>MU</b>			<b>LU</b>	
<b>First Downs</b>	23			27	
<b>Rushes - Yards</b>	34-201			33-190	
<b>Passing Yards</b>	316			400	
<b>Passes (C-A-I)</b>	29-41-1			25-41-1	
<b>Total Offense</b>	75-517			74-590	
<b>Fumbles-Lost</b>	1-1			2-2	
<b>Penalties-Yards</b>	2-19			1-10	
<b>Time of Possession</b>	33:43			26:17	

**RUSHING:** LU - Sherman, 14-107; Hayden, 1-37; McHale, 5-26; Farrell 5-16; Sodeke 3-3; Bialkowski, 4-3 Team 1-minus 2. **MU** - Hayes, 24-106; Asante, 7-103; Hill 3-minus 8.

**PASSING:** LU - Bialkowski, 24-39-1-375; McHale, 1-2-0-25. **MU** - Hill, 29-41-1-316.

**RECEIVING:** LU - Kurfis, 10-211; Fernandez-Soto, 6-92; Parris, 4-38; Sherman, 1-28; Gaul, 1-17; Farrell, 1-6; Hayden 1-6; Sodeke 1-2. **MU** - Sterling, 13-126; Sumlin, 6-71; Hayes, 4-37; Richards 3-50; Phillips, 1-16; Mauro, 1-9; Davenport, 1-4; Kowal, 0-3.

Monmouth University (1-3) dominated the first 55 minutes of the game, building a 21-0 lead over that time en route to its first win of the 2013 season over the College of the Holy Cross.

For the second consecutive week Monmouth junior running backs K.B. Asante and Julian Hayes eclipsed the 100-yard plateau, with Asante rushing for 118 and Hayes picking up 132. Quarterback Brandon Hill was 12-of-22 for 139 yards and touchdown pass. Lamar Davenport led the Hawk wideouts with 42 yards on three passes, including a second quarter TD.

Monmouth held a 363-246 advantage in yards, including a 224-55 margin on the ground. MU also held a 37:35-22:25 advantage in time of possession while converting 10-of-19 on third down compared to Holy Cross' 6-of-17 effort. The game was the third-ever night game at Holy Cross, which falls to 1-3 on the season and 0-3 in home night contests.

Each team punted away their possessions in the first quarter with Monmouth getting the ball deep in Holy Cross territory after Pat O'Hara recovered a fumble on the Crusader 26. The Hawks drove the ball down to the one yard line but Asante fumbled and the Crusaders recovered to keep the game scoreless.

The Hawks marched 84 yards on 12 plays to take the lead in a drive that covered almost all of the final seven minutes of the first half. With 46 second remaining on the clock Hill found Davenport for a 12 yard touchdown to give the Hawks a 7-0 lead going into the break.

Holy Cross quarterbacks Steven Elder and Ryan Laughlin were seven of 14 for 62 yards in the first half while the Crusader rushing attack that put up 419 yards on Central Connecticut State a week early could muster a mere 23 yards after 30 minutes of play. At halftime, MU had outgained Holy Cross by a 203-85 margin.

On Monmouth's second drive of the third quarter, the Hawks went 67 yards on seven plays to take a 14-0 lead on a 12 yard Hayes touchdown run. On that drive Hill started it off with a 14 yard strike to Davenport, followed up with Hayes going 21 yards on three consecutive carries. After Asante carried for eight, Hill found a sure handed Thaddeus Richards for 12 yard on the Holy Cross 12. Hayes scored his third touchdown of the season on the next play and the Hawks led by 15.

The Crusaders, led by freshman Peter Pujals started a drive, moving into MU territory but Teverin Brandon recorded his second interception of the season taking the ball away on the Hawk three yard line.

Brandon's interception set up Monmouth's final scoring drive, which was another dominating performance by the offense, this time going 97 yards on 15 plays and eating up the first 8:52 of the fourth quarter. Asante went over 100 yards on a seven yard jaunt while two plays later he reached the endzone on a hard fought 14 yard run up the middle.

Pujals led a late drive against the Hawks, connecting with Mike Fess for a 15 yard touchdown with 4:25 to play in the contest. The Crusaders gained 70 total yards on that drive, their longest of the evening.

Holy Cross had one more shot at getting points with under three to play, moving the ball down the field in just over a minute. After Pujals hit Stanley for 15 yards down the MU 16, the freshman rolled away from pressure and found Elad Covaliu who sprinted for the pylon to cut the lead to seven with 1:23. Up 21-14, Monmouth recovered the ensuing sideside kick and was able to take a knee for the win.

Dave Damirgian had six tackles and a sack while Clark Coe also had six stops. Holy Cross' Roman Sandoval had 11 tackles to lead all defensive players. Pujals was 12-of-19 for 129 yards and two touchdowns.

MONMOUTH	0	7	7	7	21
HOLY CROSS	0	0	0	14	14
MU - Davenport 17yd pass from HILL (Spillane kick), 12-84 5:50 2nd					
MU - Hayes 12yd run (Spillane kick), 15-97 8:52 3rd					
MU - Asante 14yd run (Spillane kick), 15-97 8:52 4th					
HC - Fess 15 yd pass from Pujals (Macomber kick), 11-70 3:34 4th					
HC - Covaliu 16 yd pass from Pujals (Macomber kick), 6-43 1:24 4th					
	<b>MU</b>			<b>HC</b>	
<b>First Downs</b>	24			13	
<b>Rushes - Yards</b>	56-224			25-55	
<b>Passing Yards</b>	139			191	
<b>Passes (C-A-I)</b>	12-22-0			19-35-1	
<b>Total Offense</b>	78-363			60-246	
<b>Fumbles-Lost</b>	2-1			1-1	
<b>Penalties-Yards</b>	4-45			4-22	
<b>Time of Possession</b>	37:35			22:25	

**RUSHING:** HC - Pujals, 9-22; Covaliu, 4-18; Fess 2-9; Laughlin, 3-6; Raymond, 2-2; Woods, 4-0; Elder 1-minus 2. **MU** - Hayes, 28-130; Asante, 24-118; Hill 1-minus 2; Team 2-minus 9; MOHR 1-minus 13.

**PASSING:** HC - Pujals, 12-19-1-129; Elder, 5-12-0-40; Laughlin, 2-4-0-22. **MU** - Hill, 12-22-0-139.

**RECEIVING:** HC - Fess, 5-47; Stanley, 4-38; Raymond, 4-36; Wiecezorek, 2-34; Covaliu, 2-26; Artim, 2-10. **MU** - Davenport, 3-42; Ricahdrs, 3-39; Sterling, 2-27; Phillips, 2-15; Fabel, 1-15; Hayes, 1-1.

# 2013 GAME RECAPS

## MONMOUTH 37 COLUMBIA 14

Sept. 28, 2013 • Robert K. Kraft Field • New York, N.Y.

Monmouth University's football team (2-3) cruised past Columbia (0-2) by a score of 37-14 in the first meeting between the two schools on Saturday afternoon.

For the third consecutive week, the Hawk running back tandem of Kwabena Asante (Silver Spring, Md./James Herbert Blake/WVU) and Julian Hayes (Middletown, Conn./Xavier/The Hun School) went over 100 yards rushing each. Asante averaged 8.8 yards per carry going for career-high 132 yards on 15 carries. Hayes eclipsed the 100-yard plateau for the fourth time in 2013, carrying the ball a season-high 34 times for 127 yards.

The defense suffocated the Lions, with six sacks and three turnovers. Defensive end Pat O'Hara had five tackles, two sacks, three forced fumbles and a fumble recovery. He was bookended by redshirt freshman end Darnell Leslie who had four tackles, two sacks, a forced fumble and an interception.

After falling behind early in the first quarter, the rest of the game was all Monmouth, who out-gained the Lions 461-226. Junior quarterback Brandon Hill was 17-of-37 for 214 yards with a touchdown strike to Lamar Davenport early in the fourth quarter. MU, which tied a school record with 93 offensive plays, held possession of the ball for 38 minutes, including almost 11 minutes of the fourth quarter. The Hawks defense was impressive on third down, forcing Columbia into a 0-for-12 effort.

On the opening possession of the game, Monmouth went 48 yards in 14 plays which culminated in an Eric Spillane 46 yard FG, tying a career long. Spillane would go on to convert two more kicks, of 39 and 29 yards.

On Columbia's second play from scrimmage, All-Ivy running back Marcus Garrett took a carry out left and scored from 41 yards out to give the Lions a 7-3 advantage with 8:27 left in the first quarter.

Monmouth retook the lead, this time for good, with six seconds remaining in the first half. Wide receiver Thaddeus Richards took a pitch from Hayes around left end on a reverse and scored his first career touchdown to give MU a 10-7 lead.

Despite only leading by six at the break, MU's offense outpaced Columbia 235-81, with 41 of Columbia's yards coming on the Garrett TD. The Hawks ran 53 plays in the first half, compared to just 22 for the Lions.

The Hawks forced a three-and-out on the first possession of the third quarter, which was set up by a 10-yard sack by O'Hara on third down. On the ensuing drive, Monmouth marched right down the field, going up 20-7 on a 17 yard Hayes scamper around the right side to cap a five-play, 55 yard drive.

Columbia drove 80 yards on four plays and cut the lead to 20-14 with a nine-yard Garrett run with 5:04 to play in the contest. Columbia forced a punt on the next MU drive but O'Hara struck again, sacking Lion quarterback Trevor McDonagh and stripping the ball where it was recovered by Leslie on the 12. Three plays later Spillane nailed a 29 yarder to push the Hawk lead to 23-14.

Asante took over the first drive in the fourth quarter, bursting through the middle of the field for 35 yards on a second and 12. After Hayes came in to move the chains with four straight rushes, Hayes hit for nine and six down to the Columbia 14. Two plays later Hill connected with Davenport to put MU up 30-14 with 10:05 to play.

Asante finished the scoring for the Hawks, scoring from 13 yards

<b>MONMOUTH</b>	<b>10</b>	<b>3</b>	<b>10</b>	<b>14</b>	<b>- 37</b>
<b>COLUMBIA</b>	<b>7</b>	<b>0</b>	<b>7</b>	<b>0</b>	<b>- 14</b>

MU - Spillane 46yd field goal, 14-48 5:36 1st  
 COL - Garrett 41yd run (Eddy kick), 2-53 0:42 1st  
 MU - Richards 6yd run (Spillane kick), 6-47 2:45 1st  
 MU - Spillane 36yd field goal, 7-24 1:18 2nd  
 MU - Hayes 17yd run (Spillane kick), 5-55 1:56 3rd  
 COL - Garrett 9yd run (Eddy kick) 4-80 1:26 3rd  
 MU - Spillane 29yd field goal 4-0 1:24 3rd  
 MU - Davenport 13yd pass from Hill (Spillane kick), 11-65 5:05 4th  
 MU - Asante 13yd run (Spillane kick), 3-26 1:21

	<b>MU</b>	<b>COL</b>
<b>First Downs</b>	29	10
<b>Rushes - Yards</b>	56-242	23-117
<b>Passing Yards</b>	219	109
<b>Passes (C-A-I)</b>	18-38-0	12-35-1
<b>Total Offense</b>	94-461	58-226
<b>Fumbles-Lost</b>	0-0	3-2
<b>Penalties-Yards</b>	6-39	4-35
<b>Time of Possession</b>	39:51	20:09

**RUSHING:** COL - Garrett, 15-151; Watson, 1-8; Hollis, 1-1; McDonagh, 6-minus 43. MU - Asante, 15-132; Hayes, 33-123; Richards 1-6; Hill 7-minus 19.

**PASSING:** COL - McDonagh, 12-34-1-109; Molina, 0-1-0-0. MU - Hill, 18-38-0-219.

**RECEIVING:** COL - Nelligan, 3-36; Garrett, 3-9; Hollis, 2-27; Garner, 1-20; Hill, 1-13; Dunn, 1-3; Molina, 1-1. MU - Sterling, 5-62; Fabel, 4-49; Davenport, 3-35; Asante, 2-17; Richards, 1-34; Mauro, 1-9; Hayes 1-7; Sumlin 1-6.

## MONMOUTH 35 ROBERT MORRIS 9

Oct. 5, 2013 • Kessler Field • West Long Branch, N.J.

Neal Sterling caught a career-high three touchdown passes and both Julian Hayes and Kwabena Asante ran for more than 100 yards for the fourth-straight game as the Monmouth University football team defeated Robert Morris, 35-9, Saturday afternoon on Kessler Field at Monmouth Stadium. With the win, the Hawks improve to 3-3, while the Colonials fall to 2-3.

Sterling led the Hawks with five receptions for 90 yards, while Hayes ran for 104 yards and Asante had 103 yards rushing and two touchdowns. Quarterback Brandon Hill completed 12-of-23 passes for 183 yards and three touchdowns. Eric Sumlin caught three passes for 53 yards.

The Hawks' defense was led by Clark Coe, who had six tackles and an interception. Teyvri Brandon also had four tackles and four pass breakups. Darnell Leslie had a team-high 1.5 sacks and a fumble recovery, while Dave Damirgian had one sack and Eric Macik added a half sack. The Monmouth defense held Robert Morris to 2-of-13 on third down, stopping the Colonials on each of their first eight attempts.

After blocking a punt deep in Monmouth territory, Robert Morris took a 7-0 lead less than three minutes into the first quarter on quarterback Paul Jones' 12-yard touchdown pass to D.J. Pearson. The Hawks immediately responded with a 10-play, 77-yard drive capped by Sterling's one-handed grab at the goal line for a nine-yard touchdown to tie the game.

The Hawks forced a turnover on Robert Morris' next possession, when Pat O'Hara and Anthony McDonough stuffed Corey Garry on 4th-and-1 from the Monmouth 41-yard line with 3:49 to play in the first quarter.

After both teams possessed the ball twice, but could not score, the Hawks completed a nine-play, 74-yard drive on Sterling's second touchdown reception of the game, this time covering 13 yards on third down to the right corner of the end zone. Sterling also made a 21-yard catch earlier in the drive, helping the Hawks take a 14-7 lead.

The Hawks forced a punt with just under three minutes remaining and took just 43 seconds to find Sterling for his third touchdown of the half. Hill stepped up in the pocket on 2nd-and-12, got the throw off before getting hit hard and found Sterling through double coverage for the 41-yard touchdown connection with 2:00 left in the half.

The teams exchanged possession in the final two minutes, and Robert Morris got on the board when punter Eric Spillane did well to field a bad snap but was tackled deep in the end zone for a safety. The Hawks took the 21-9 lead into the locker room at halftime. For the half, Monmouth held Robert Morris without a third-down conversion on seven tries.

Neither team could get on the scoreboard in the third quarter and Monmouth extended its lead to 28-9 on Asante's 14-yard touchdown run up the middle at the 9:58 mark of the fourth quarter. Later in the fourth, Robert Morris looked to have an Asante run sniffed out behind the line, but the senior running back cut back to find a hole for a 55-yard touchdown run, accounting for the final 35-9 margin of victory.

<b>MONMOUTH</b>	<b>7</b>	<b>14</b>	<b>0</b>	<b>14</b>	<b>- 35</b>
<b>ROBERT MORRIS</b>	<b>7</b>	<b>2</b>	<b>0</b>	<b>0</b>	<b>- 9</b>

RMU - Pearson 12yd pass from Jones (Khaleghi kick), 2-9 1:00 1st  
 MU - Sterling 9yd pass from Hill (Spillane kick), 10-77 4:01 1st  
 MU - Sterling 13yd pass from Hill (Spillane kick), 9-74 4:03 2nd  
 MU - Sterling 41yd pass from Hill (Spillane kick), 2-39 0:43 2nd  
 RMU - Team safety, 2nd  
 MU - Asante 14yd run (Spillane kick), 10-49 4:55 4th  
 MU - Asante 55yd run (Spillane kick), 2-55 0:25 4th

	<b>MU</b>	<b>RMU</b>
<b>First Downs</b>	22	13
<b>Rushes - Yards</b>	45-181	29-81
<b>Passing Yards</b>	189	183
<b>Passes (C-A-I)</b>	23-12-1	34-18-1
<b>Total Offense</b>	68-370	63-264
<b>Fumbles-Lost</b>	1-1	1-1
<b>Penalties-Yards</b>	3-15	11-65
<b>Time of Possession</b>	30:46	29:14

**RUSHING:** RMU-Howard, 14-86; Maine, 3-3; Stennis, 3-1; Garry, 2-minus 3; Jones, 7-minus 6. MU-Hayes, 26-104; Asante, 15-103; Chaney, 1-minus 2; Spillane, 1-minus 11; Hill, 2-minus 13.

**PASSING:** RMU-Jones, 18-33-1-183; Team 0-1-0-0. MU-Hill, 12-23-1-189.

**RECEIVING:** RMU-Pearson, 6-63; Mitchell, 5-47; Jeter, 2-22; Gavin, 2-16; Howard, 1-20; Caratelli, 1-11; Garry, 1-4. MU-Sterling, 5-90; Sumlin, 3-53; Davenport, 2-26; Phillips, 1-11; McLafferty, 1-9.



# 2013 GAME RECAPS

## SAINT FRANCIS 28 MONMOUTH 10

Oct. 12, 2013 • DeGol Field • Loretto, Pa.

## MONMOUTH 43 CORNELL 23

Oct. 19, 2013 • Monmouth Stadium • West Long Branch, NJ

Saint Francis University (2-4, 0-1 NEC) capitalized off two first quarter turnovers to sprint out to a 21-0 first quarter lead, one it would not relinquish en route to a 28-10 win over Monmouth University (3-4) on Saturday.

The Red Flash scored on the opening kickoff after returning a Monmouth fumble then followed that up with a pick six that pushed the lead to three scores all in the first quarter. The Hawks never had a chance to get the running game going against a suffocating Saint Francis defense that had six sacks and two interceptions.

SFU held a 234-191 advantage in total yards as Hawk quarterbacks Brandon Hill and Greg DePugh combined for just 10-of-28 passing for 81 yards. Monmouth's defense held SFU running back Kyle Harbridge to under 100-yards for the first time all season, as he finished with 94 yards on 26 carries with a touchdown.

Saint Francis shot out to a 21-0 lead with a pair of Monmouth miscues leading directly to Red Flash scores. On the opening kickoff Tevrin Brandon was hit and lost control of the ball and Red Flash linebacker Bishop Neal scooped the ball up and went in eight yards for the touchdown. Monmouth's next drive went three and out and the Red Flash drove 49 yards for their second touchdown, this time on an 18 yard Ward to Terrell Smith scoring strike. Disaster struck for the Hawks for the second time when Brandon Hill's pass to the right was intercepted by DaQuan Minter and returned the ball 44 yards to the house and a 21-0 lead with 5:18 to play in the first quarter.

Monmouth managed to get on the board with 4:32 left in the second quarter as the Hawks drove 60 yards on 11 plays, finishing with a 46 yard field goal by Eric Spillane.

Hawks got some momentum after a 42 yard field goal attempt by Saint Francis was blocked by Darnell Leslie, setting MU up almost at midfield with time dwindling in the third quarter. The Hawks broke the goal line on the first play of the fourth quarter with an eight yard reverse to Thaddeus Richards. That 10 play 54 yard drive cut the lead to 21-10 with 14:53 to play in the game.

The Red Flash capitalized off of great field position midway through the fourth, going 57 yards on seven plays; capped by a 22 yard Harbridge third down touchdown run. Down 28-10 with 7:51 to play, Monmouth's offense could not get into the endzone and the Hawks fell to 3-4 on the season.

Neal Sterling led all MU wideouts with four receptions for 40 yards while K.B. Asante finished with 56

yards on 12 carries and Julian Hayes had 46 yards on 15 carries. MU was 3-of-16 on third down while Saint Francis was 7-of-16. A pair of Hawks had career highs on the defensive side, with Ify Asoluka recording eight tackles and Andrew Jurczynski also adding eight. Pat O'Hara finished with seven tackles on the day.

Red Flash QB Max Ward was 11-of-17 for 104 yards and a touchdown. Dane Domonkos led the Red Flash receivers with three catches for 35 yards. Saint Francis recorded five sacks on the day.

MONMOUTH	0	3	0	7	10
<b>SAINT FRANCIS U</b>	<b>21</b>	<b>0</b>	<b>0</b>	<b>7</b>	<b>28</b>
SFU - Neal 8yd fumble recovery (Geesey kick), 1st					
SFU - Smith 18yd pass from Ward (Geesey kick), 8-49 4:12 1st					
SFU - Minter 44yd interception return (Geesey kick), 1st					
MU - Spillane 46yd field goal, 11-60, 5:39 2nd					
MU - Richards 8yd run (Spillane kick), 10-54 4:29 4th					
SFU - Harbridge 23yd run (Geesey kick), 7-57 3:53 4th					
		<b>MU</b>		<b>SFU</b>	
<b>First Downs</b>		14		13	
<b>Rushes - Yards</b>		36-110		41-130	
<b>Passing Yards</b>		81		104	
<b>Passes (C-A-I)</b>		28-10-2		18-11-0	
<b>Total Offense</b>		64-191		59-234	
<b>Fumbles-Lost</b>		1-1		1-0	
<b>Penalties-Yards</b>		3-45		9-71	
<b>Time of Possession</b>		29:15		30:45	
<b>RUSHING:</b> SFU-Harbridge, 26-96; Ward, 7-12; Bowman, 2-7; Dickson, 2-6; Drayer 2-6; Thompson, 2-5. MU-Asante, 12-56; Hayes, 15-46; DePugh, 7-12; Richards, 1-8; Hill, 1-minus 12.					
<b>PASSING:</b> SFU-Ward, 11-17-0-104; Bowman, 0-1-0-0. MU-Hill, 4-14-1-44; Depugh, 6-14-1-37.					
<b>RECEIVING:</b> SFU-Domonkos, 3-35; Smith, 3-34; Abeid, 2-13; Harbridge, 1-9; Bowman, 1-8; Dickson, 1-5. MU-Sterling, 4-40; McLafferty, 1-16; Sumlin, 1-12; Asante, 1-6; Nagy, 1-5; Hayes, 1-2; Phillips, 1-0.					

Brandon Hill threw for 308 yards and four touchdowns and Kwabena Asante rushed for 171 yards and two touchdowns as the Monmouth University football team defeated Cornell, 48-23, on Homecoming Saturday afternoon on Kessler Field at Monmouth Stadium. With the win, the Hawks improve to 4-4, while the Big Red falls to 1-4.

The Hawks' offense accounted for 512 yards of total offense, with more than 300 yards passing and over 200 yards rushing. Lamar Davenport caught four passes for a game-high 102 yards and a touchdown, while Neal Sterling had four catches for 57 yards and a touchdown. Mike McLafferty added three receptions for 49 yards and a touchdown, while Thaddeus Richards added two catches, one for a touchdown. Julian Hayes added 86 yards on 17 carries.

Defensively, the Hawks were led by Joe Johnson, who had six tackles. Anthony McDonough added five tackles and a sack, while Jack Eisenstadt, Zak Irizarry and Darnell Leslie also had a sack. John Siczkowski also chipped in with his first-career interception, returning it for 34 yards.

The Hawks held Cornell quarterback Jeff Mathews, a much-heralded NFL prospect, to 13-of-29 passing and 223 yards, sacking him three times. Grant Gellatly had five catches for 86 yards and a touchdown, while Lucas Shapiro added three catches for 75 yards and a touchdown. Luke Hagy had a team-high 22 yards rushing.

The Hawks opened the scoring on Eric Spillane's 25-yard field goal less at the 10:32 mark of the first quarter. The lead swelled to 10-0 when Richards made his first-career touchdown reception from seven yards out with 2:07 left in the first quarter. Davenport set up the score with a 30-yard reception on third down.

Monmouth's lead extended to 17-0 when Hill found Sterling in the end zone with a defender draped on his back for an 11-yard touchdown connection with 9:37 left in the half. Eric Sumlin's 32-yard catch on 3rd-and-16 kept the drive going to facilitate the score.

Cornell crept back into the game with the help of some Monmouth special teams difficulty. The Big Red got on the board first when Spillane was forced to kick the ball out of the end zone for a safety following a bad snap with 5:44 left in the half. Cornell's Ben Rogers ran the free kick back to the Monmouth 43-yard line and Mathews immediately found Hagy for 21 yards. Following a 19-yard scramble from Mathews, the Cornell quarterback punched it in from one yard out at the 3:50 mark.

Monmouth's offense went three and out on its next possession, before Spillane had his punt blocked. Cornell took over at the Monmouth 15 yard line and scored on its first play from scrimmage on a 15-yard screen pass from Mathews to Gellatly with 2:36 left in the second quarter. The Hawks got a first down and ran out the first-half clock to take a 17-16 lead into the locker room at halftime.

The Hawks' special teams got some redemption to start the second half, forcing a fumble on the kickoff before a pair of 16-yard receptions by Davenport, the second for a touchdown, gave Monmouth a 24-16 lead less than two minutes into the third quarter.

On the Hawks next drive, Hill found McLafferty on 3rd-and-10 for a 32-yard touchdown connection down the right sideline to give Monmouth a 31-16 advantage with 6:28 left in the third quarter.

Following Siczkowski's first-career interception and a 34-yard return into Cornell territory, Spillane split the uprights on a 28-yard field goal to push the Hawks' lead to 34-16 with 2:34 left in the third quarter.

Mathews connected with Shapiro for a 27-yard touchdown to cut the Hawks' lead to 34-23 39 seconds into the fourth quarter. But that was as close as the Big Red would get. The Hawks rushing game accounted for 122 yards on 13 carries in the fourth quarter to both extend the lead and put the game on ice.

MONMOUTH	10	7	17	14	48
<b>CORNELL</b>	<b>0</b>	<b>16</b>	<b>0</b>	<b>7</b>	<b>23</b>
MU - Spillane 25yd field goal, 8-72 2:57 1st					
MU - Richards 7yd pass from Hill (Spillane kick), 12-80 5:44 1st					
MU - Sterling 11yd pass from Hill (Spillane kick), 10-71 4:58 2nd					
COR - Team safety 2nd					
COR - Mathews 1yd run (Olsen kick), 4-43 1:46 2nd					
COR - Gellatly 15 yd pass from Mathews (Olsen kick), 1-15 0:09 2nd					
MU - Davenport 16 yd pass from Hill (Spillane kick), 4-34 1:51 3rd					
MU - McLafferty 32 yd pass from Hill (Spillane kick), 8-82 3:27 3rd					
MU - Spillane 28yd field goal, 6-33 2:54 3rd					
COR - Shapiro 27yd pass from Mathews (Olsen kick), 8-58 3:06 4th					
MU - Asante 23yd run (Spillane kick), 8-80 4:07 4th					
MU - Asante 3yd run (Spillane kick), 7-73 4:08 4th					

	MU	COR
<b>First Downs</b>	29	17
<b>Rushes - Yards</b>	46-219	22-52
<b>Passing Yards</b>	313	238
<b>Passes (C-A-I)</b>	32-20-0	30-14-1
<b>Total Offense</b>	78-532	52-290
<b>Fumbles-Lost</b>	1-0	3-2
<b>Penalties-Yards</b>	3-36	6-38
<b>Time of Possession</b>	37:14	22:46

**RUSHING:** COR-Hagy, 7-22; Mathews, 8-16; Gellatly, 2-14; Dillard, 2-8; Armstrong, 2-0; Few, 1-minus 8. MU-Asante, 26-176; Hayes, 17-96; Hill, 1-minus 6; Team 2-minus 47.

**PASSING:** COR-Mathews, 13-29-1-223; Few, 1-1-0-15. MU-Hill, 20-32-0-313

**RECEIVING:** COR-Gellatly, 5-86; Shapiro, 3-75; Hagy, 2-41; Dillard, 2-8; Doneth, 1-15; Rogers, 1-13. MU-Davenport, 4-102; Sterling, 4-62; McLafferty, 3-49; Phillips, 2-28; Asante, 2-22; Richards, 2-8; Sumlin, 1-32; Chaney1-6; Mauro, 1-4.

# 2013 GAME RECAPS

## SACRED HEART 24 MONMOUTH 21

Nov. 2, 2013 • Campus Field • Fairfield, Conn.

## MONMOUTH 23 WAGNER 6

Nov. 9, 2013 • Hameline Field • Staten Island, N.Y.

Monmouth University's (4-5) football team outscored Sacred Heart (8-2) 14-0 in the second half but could not overcome a 17 point deficit at the break, ultimately falling 24-21 at Campus Field on Saturday.

The MU defense held Sacred Heart to 117 rushing yards, 130 yards off their 2013 average and allowed just 61 yards in the second half after allowing 24 points in the opening half. After allowing scores on Sacred Heart's first three possessions, the Hawk defenders forced eight punts, two turnovers while allowing just one more score.

A bizarre play that featured two fumbles and a touchdown right before the half provided the final margin for Sacred Heart. Noel hit a wide open Moses Webb at midfield who was chased down and stripped by Pat Gray. The ball was picked up by Ify Asoluka but he was stripped trying to make a play at midfield by Webb who recovered the ball and went untouched for 51 yards. The play gave Sacred Heart a 24-7 lead with 56 seconds to play in the second quarter.

Monmouth cut the lead to 14 on a perfectly timed screen pass with 2:46 to play in the third quarter. Facing a third and eight from the Sacred Heart 19, Brandon Hill hit Thaddeus Richards and the redshirt sophomore ran untouched to the endzone for his second receiving score in as many weeks.

Two drives later, Monmouth put together an 82 yard drive midway through the fourth quarter to get to within a field goal, 24-21. The nine-play drive was capped off by a three yard K.B. Asante run with 6:25 remaining in regulation. The Hawks would get the ball back two more times in the final 3:51 but ran just seven plays for a total of two yards with an interception ending the second to last Hawk drive.

Sacred Heart opened up the game with a 12 play drive that went 69 yards; putting the home team up 7-0 with just under 11 minutes to play after Noel took the ball himself for four yard touchdown on third down. On that opening drive the Pioneers got 28 yards on two plays and then converted two third downs and a fourth down to take an early lead.

Monmouth answered right back on six plays, scoring on a 58 yard Julian Hayes touchdown to tie the game with 7:34 to play in the first quarter.

Sacred Heart moved right down the field on its second drive, going 61 yards on seven plays, scoring on a four yard Noel to Pat Casey touchdown pass. The drive took just 2:34 off the clock and put the Pioneers up 14-7. After a MU punt, Sacred Heart's Chris Rogers kicked a 38 yard field goal on an 11 play drive that went 47 yards to put the Pioneers up 17-7 with 3:07 to play in the first quarter.

The Pioneers closed out the half with a 17 point lead after Webb's 51 yard touchdown off the fumble recovery.

MU picked up 19 first downs compared to 16 for SHU. The Hawks also outgained the Pioneers on the day 340 to 301.

Neal Sterling led the MU wideouts with six catches for 70 yards, with Lamar Davenport adding four more receptions for 34 yards. Hayes rushed 15 times for 105 yards, including his 58 yard score, and Asante chipped in with 77 yards on 12 carries. It marked the sixth time this season that Hayes eclipsed the 100-yard plateau. Hill completed 21-of-36 for 201 yards and a touchdown, as well as two interceptions.

Defensively for MU, Dave Damirgian led the way with 11 tackles. Clark Coe had an interception and a pass breakup from his safety position.

<b>MONMOUTH</b>	<b>7</b>	<b>0</b>	<b>7</b>	<b>7</b>	<b>21</b>
<b>SACRED HEART</b>	<b>17</b>	<b>7</b>	<b>0</b>	<b>0</b>	<b>24</b>

SHU - Noel 4yd run (Rogers kick), 12-69 4:23 1st  
 MU - Hayes 58yd run (Spillane kick), 6-79 3:03 1st  
 SHU - Casey 4yd pass from Noel (Rogers kick), 7-61 2:34 1st  
 SHU - Rogers 38yd field goal, 11-47 3:07 1st  
 SHU - Webb 51yd fumble recovery (Rogers kick) 2nd  
 MU - Richards 19yd pass from Hill (Spillane kick), 9-67 4:42 3rd  
 MU - Asante 2yd run (Spillane kick), 9-82 4:23 4th

	<b>MU</b>	<b>SHU</b>
<b>First Downs</b>	19	16
<b>Rushes - Yards</b>	33-139	40-117
<b>Passing Yards</b>	201	184
<b>Passes (C-A-I)</b>	21-36-2	16-33-1
<b>Total Offense</b>	69-340	73-301
<b>Fumbles-Lost</b>	2-2	1-1
<b>Penalties-Yards</b>	3-30	2-30
<b>Time of Possession</b>	33:18	26:38

**RUSHING:** MU- Hayes 15-105; Asante 12-77; Hill 6- minus 43.  
 SHU- Noel 12-43; Spence 16-42; Bell 8-34; Perrina 2-1; Team 2-minus 3  
**PASSING:** MU- Hill 21-36-2-201. SHU- Noel 16-33-1-184  
**RECEIVING:** MU- Sterling 6-70; Davenport 4-34; Phillips 2-36; Richards 2-29; Fabel 2-25; Asante 2-1; Sumlin 1-9; McLafferty 1-2; Hayes 1- minus 5. SHU- Dube 6-74; Moore 4-26; Perrina 2-7; Webb 1-36; Johnson 1-19; Bakirtzis 1-18; Casey 1-4.

**STATEN ISLAND, N.Y.-** Monmouth University (5-5) football scored two touchdowns on their first five plays while the defense turned in a dominating effort en route to a 23-6 victory over Wagner (2-8) on Saturday.

The Hawks sprinted out to a 13-0 lead on a pair of Julian Hayes' touchdowns while the defense yielded just a pair of field goals and held Wagner to a paltry 3-of-17 on third down. With the win MU takes an 11-10 edge in the all-time series, including an 8-3 mark in Staten Island.

Hayes finished with 21 carries for 87 yards with the pair of scores while K.B. Asante finished with 19 carries for 65 yards. Brandon Hill was 12 of 20 for 190 yards and a touchdown while tight end Mike McLafferty had a career high four catches for 119 yards. MU linebacking trio of Gary Onuekwusi, John Siczkowski and Dave Damirgian led the defense with nine, eight and eight tackles respectively.

Monmouth got the action started with a big reverse on the opening kickoff. Lavon Chaney took the kickoff then handed it to fellow freshman Darren Ambush who took the kickoff up the right side for 56 yards out to the Wagner 30 yard line. Two plays later the Hawks went up 6-0 on a 29 yard Julian Hayes touchdown.

Wagner countered with a good kickoff return of its own and worked its way down to the MU 31 but Andrew Jurczynski batted the ball down on fourth down and the Hawks took over. The next play was a career-long 65 yard one-handed catch by McLafferty off a play action pass that got the Hawks down to the Wagner five. Two plays later Hayes walked in for his second touchdown, putting the Hawks up 13-0 with 9:37 to play in the first quarter.

Wagner got on the board with 30 seconds remaining in the second quarter, a 37 yard field goal set up by a blocked punt to close the first half scoring at 13-3.

A 31 yard Spillane field goal on Monmouth's opening drive of the second half put the Hawks ahead 16-3 with 9:42 to play in the third quarter. Wagner closed the gap to 10 two drives later on a 21 yard David Lopez field goal with 2:43 left in the third quarter.

Monmouth iced the game midway through the fourth quarter after a fair catch on a punt was dropped by Wagner's Andre Yevchinecz, and was recovered by Damirgian at the Wagner 36. A couple Asante runs set up a first down from the Wagner 13 where Hill found a wide open Elijah Phillips in the back of the endzone to go up 23-6 with 7:05 remaining.

On the ensuing kickoff, Monmouth appeared to stop the Seahawks deep in their own territory forcing a punt but A.J. Firestone was hit and drew a roughing the kicker call. Reserve quarterback Kramer Berg then connected on three passes for a total of 56 yards, moving Wagner down to the MU five. After two plays of no gains, Berg dropped back and was strip-sacked by redshirt freshman Jack Eisenstadt and the ball was recovered by defensive tackle Josh Siemanowicz.

The Hawks held the ball for 33:30, compared to Wagner's 26:30 time of possession and outgained the Seahawks 336-252. Jurczynski finished with a career-high seven tackles and a sack. Redshirt freshman Darnell Leslie finished with three tackles, including 2.5 sacks from his defensive end position. After a MU punt, Berg drove the Seahawks down to the MU 13 on their final offensive possession but the drive stalled on a fourth down incomplection.

Dominique Williams had 72 yards on 20 carries for Wagner, while Brian Gehring went 10-of-20 for 97 yards before Kramer Berg took over under center. Berg was 5-of-13 for 86 yards.

<b>MONMOUTH</b>	<b>13</b>	<b>0</b>	<b>3</b>	<b>7</b>	<b>23</b>
<b>WAGNER</b>	<b>0</b>	<b>3</b>	<b>3</b>	<b>0</b>	<b>6</b>

MU - Hayes 29yd run (Spillane kick failed), 2-30, 1:04 1st  
 MU - Hayes 1yd run (Spillane kick), 3-69, 1:04 1st  
 WC - Lopez 37yd field goal, 4-9, 0:59 2nd  
 MU - Spillane 31yd field goal, 9-48, 4:23, 3rd  
 WC - Lopez 21yd field goal, 7-47, 2:20 3rd  
 MU - Phillips 13yd pass from Hill (Spillane kick), 5-36, 2:26 4th

	<b>MU</b>	<b>WAGNER</b>
<b>First Downs</b>	16	14
<b>Rushes - Yards</b>	42-146	34-69
<b>Passing Yards</b>	190	183
<b>Passes (C-A-I)</b>	12-21-0	15-33-0
<b>Total Offense</b>	63-336	67-252
<b>Fumbles-Lost</b>	1-0	2-2
<b>Penalties-Yards</b>	9-105	2-22
<b>Time of Possession</b>	33:30	26:30

**RUSHING:** MU- Hayes 21-87; Asante 19-65; Team 1-minus 3; Hill 1-minus 3. WC- Williams 20-72; Gehring 7-17; McKinnon 3-2; Yevchinecz 1-minus 3; Berg 3-minus 19.  
**PASSING:** MU- Hill 12-20-0-190; Sumlin 0-1-0-0. WC- Gehring 10-20-0-97; Berg 5-13-0-86  
**RECEIVING:** MU- McLafferty 4-119; Phillips 4-39; Sterling 2-35; Asante 1-minus 1; Davenport 1-minus 2. WC- Watkins 5-69; Greene 3-27; Gills 2-26; Morgan 2-19; Peoples 1-21; Carrington 1-16; Williams 1-5.



# 2013 GAME RECAPS

## MONMOUTH 21 BRYANT 18

Nov. 16, 2013 • Bulldog Stadium • Smithfield, R.I.

**SMITHFIELD, R.I.-** Monmouth University (6-5) withstood a late charge by Bryant University (4-7) to come away with a 21-18 victory on Saturday afternoon.

Monmouth dominated the first half, earning a 21-3 advantage at halftime. Bryant scored a pair of touchdowns in the second half and converted a two point conversion to cut the lead to three with 12:31 to play in the fourth quarter. The Bulldogs got the ball back with just over nine minutes to play at their own 19 and marched to the MU 19, converting a third and 24.

Linebacker Dave Damirgian stuffed back to back runs on the goal line to set up a third and goal from the three. Bulldog quarterback Mike Westerhaus appeared to throw the go ahead strike to reigning NEC Offensive Player of the Year Jordan Harris but Harris was flagged for pass interference on the play. After an incomplete set up a fourth and goal from the 18, Bryant senior Tom Alberti was called on to attempt the game-tying 35 yard field goal with 3:27 remaining.

Alberti's kick sailed wide left and the Hawks took over from their own 20. Six consecutive Kwabena Asante runs got the ball over midfield and the Hawks were able to take a knee to preserve the win.

Junior running back Julian Hayes became the third back in school history to eclipse the 1,000 yard mark on a five yard run in the second quarter. Hayes finished with 86 yards on 20 carries, including a 23 yard touchdown scamper. Quarterback Brandon Hill was 10-of-18 for 130 yards and an interception. Tight end Mike McLafferty had 80 of those yards on four catches with a touchdown reception.

Bryant took over after a partially blocked punt on MU's first possession and worked the ball down the Monmouth 17 mostly by keeping third down manageable. The defense held in the redzone, forcing a 38 yard field goal with 5:47 to play in the first. Alberti's kick split the uprights and the Bulldogs took a 3-0 lead.

The Bulldogs appeared to get another stop but MU punter Eric Spillane was roughed on a punt and Hill hit McLafferty for 52 yards on the next play setting up a first and 10 from the Bryant 11. After a Hawk timeout, Hill zipped a perfect pass to McLafferty in the endzone to put Monmouth up 7-3 with 2:56 to play in the first quarter.

Tevrin Brandon put the Hawks up 14-3 after coming clean on a punt, blocking it and then scooping and scoring from 18 yards out with 41 seconds remaining in the 1st quarter.

Hayes' 23 yard touchdown run with 3:48 to play in the second gave Monmouth a 21-3 cushion. The run came one play after the Middletown, Conn. native became the third MU back in school history to eclipse the 1,000 yard rushing plateau.

Bryant broke into the endzone with 3:36 left in the third quarter on a 14 yard Ryan Black run. The Bryant drive was aided by a 23 yard punt and then a roughing the passer call. It was on that drive that Harris caught his first pass from Westerhaus and his second pass overall. The drive went four plays for 52 yards and eating up just 1:18 of clock.

The Bulldogs pulled to within three with just over 12 minutes left in the game, when Westerhaus hit Harris for a 12 yard touchdown strike. The senior quarterback then came back and hit a wide open Jose DePadua for the two point conversion to cut the MU margin to 21-18. Bryant would get one last chance to tie the game or go for the win but would be turned away after the missed field goal.

<b>MONMOUTH</b>	<b>14</b>	<b>7</b>	<b>0</b>	<b>0</b>	<b>- 21</b>
<b>BRYANT</b>	<b>3</b>	<b>0</b>	<b>7</b>	<b>8</b>	<b>- 18</b>

BRY - Alberti 38yd field goal, 13-41 5:27 1st  
 MU - McLafferty 11yd pass from Hill (Spillane kick), 5-74 2:45 1st  
 MU - Brandon 18yd blocked punt return (Spillane kick) 1st  
 MU - Hayes 23yd run (Spillane kick), 10-71 4:37 2nd  
 BRY - Black 14yd run (Alberti kick), 4-52 1:18 3rd  
 BRY - Harris 11yd pass from Westerhaus (Depadua pass from Westerhaus), 9-82 4th

	<b>MU</b>	<b>BRY</b>
<b>First Downs</b>	15	23
<b>Rushes - Yards</b>	39-109	32-78
<b>Passing Yards</b>	130	287
<b>Passes (C-A-I)</b>	18-10-1	45-28-1
<b>Total Offense</b>	57-239	77-365
<b>Fumbles-Lost</b>	0-0	2-0
<b>Penalties-Yards</b>	2-19	5-50
<b>Time of Possession</b>	29:45	30:15

**RUSHING:** MU- Hayes 20-84; Asante, 13-78; Hill 6-minus 53. BRY- Perry 12-59; Black 15-55; Westerhaus 5-minus 36.

**PASSING:** MU- Hill 10-18-1-130. BRY- Westerhaus 27-44-1-264; Sammons 1-1-0-23.

**RECEIVING:** MU- McLafferty 4-80; Sterling 3-12; Richards 1-31; Hayes 1-10; Asante 1-minus 3. BRY- Ward 6-96; Harris 6-76; Depadua 4-38; DeShields 3-26; Perry 3-4; Lavin 2-19; Thompson 2-16; Randle 1-8; Black 1-4.

## DUQUESNE 33 MONMOUTH 23

Nov. 23, 2013 • Monmouth Stadium • West Long Branch, NJ

**WEST LONG BRANCH, N.J.-** The Monmouth University (6-6) football team fell to Duquesne (7-4) on Senior Day at Monmouth Stadium, 33-23 on Saturday afternoon.

Monmouth fell behind 23-7 at halftime but battled back to tie the game on two Brandon Hill touchdown passes which were followed up by two-point conversion receptions by Neal Sterling. With the score knotted at 23-23, Duquesne used a big kickoff return to get into scoring position and got into the endzone four plays later, putting the Dukes ahead for good. Duquesne added a late field goal to finish the scoring.

On the final play of the first quarter, back Kwabena Asante powered ahead for nine yards and in the process, joined backfield mate Julian Hayes in crossing the 1,000 yard plateau in 2013. Monmouth is the only team among FCS schools to have a pair of 1,000 yard backs and the only other team in all of Division I to join the Hawks in the accomplishment is the University of Wisconsin.

Duquesne opened the scoring with a first quarter field goal drive. Four Ryan Ho runs, including a 31 yard burst set up Austin Crimmins for a 33 yard field goal. The next possession for the Dukes saw Devin Rahming outrun his coverage for a 49 yard completion over the middle, and freed himself on the very next play for a 14 yard touchdown, putting the visitors up 10-0 with 5:55 remaining in the opening quarter. On the ensuing MU possession, Duquesne's EJ Kosce broke through and blocked Eric Spillane's punt, and took it back to the Monmouth 17 yard line. The Hawks defense stiffened, holding Crimmins to a 27 yard field goal to put Duquesne up 13-0.

On Monmouth's next drive three straight runs by Asante and a Sterling 16-yard grab to set the Hawks up inside the red zone. Zach Fabel ran a seam route and Hill put the ball over the defender for an 18 yard strike, getting Monmouth on the board and cutting the Duquesne lead to 13-7.

Crimmins tacked on a 30 yard field goal after a nine play, 57 yard drive to pad the Dukes lead to 16-7. On the ensuing kickoff, the ball bounced at the 19 yard line and before a Hawk could reach it, the ball was scooped up by Duquesne, setting them up with a first down inside the MU 20. On the very next play, Dave Thomas worked the middle of the field and secured a 19 yard touchdown reception, giving Duquesne a 23-7 halftime lead.

Monmouth would battle back in the second half, with Tevrin Brandon cutting in front of a defender to intercept a Dillon Buechel pass. Though the Hawks wouldn't convert on that possession, they would on their next drive after Gary Onuekwusi stripped the ball from Duquesne back Ethan Dorsey and it was recovered by Dave Damirgian. Three plays later, McLafferty caught a 56 yard pass to the outside and outran everyone to score. Sterling would catch the two-point conversion at the one yard line and muscle his way across for the two-point conversion, making the score 23-15 in favor of the Dukes.

On the first play of the fourth quarter, Sterling went up and capped off a six play, 57 yard drive with a 17 yard touchdown catch in which he went up over his defender to haul it in. He made another great play on the ball on the two-point conversion attempt, going back to get it to tie the game at 23 early in the fourth.

Devin Rahming took the kickoff following the MU touchdown 55 yards, all the way back inside the Monmouth 40 to set up the Dukes with good field position. Following a 25-yard completion to Thomas, Dorsey snuck out into the flat and hauled in a five-yard touchdown grab to put Duquesne back on top, 30-23. MU would get the ball back three more times before the Dukes held on fourth down deep in Monmouth territory and turned it into a 25 yard field goal, giving them a 33-23 lead which would be the final score.

Hill completed 18-of-31 for 273 yards and three touchdowns. Asante, who broke the 1,000 yard mark with a first quarter burst, rushed for 124 yards on 27 carries, his sixth 100+ yard rushing contest in 2013.

<b>DUQUESNE</b>	<b>13</b>	<b>10</b>	<b>0</b>	<b>10</b>	<b>- 33</b>
<b>MONMOUTH</b>	<b>0</b>	<b>7</b>	<b>8</b>	<b>8</b>	<b>- 23</b>

DUQ - Crimmins 33yd field goal, 7-48 2:29 1st  
 DUQ - Rahming 14yd pass from Buechel (Crimmins kick), 4-79, 1:37 1st  
 DUQ - Crimmins 27yd field goal, 4-7, 1:38 1st  
 MU - Fabel 18yd pass from Hill (Spillane kick), 10-62, 4:40 2nd  
 DUQ - Crimmins 30yd field goal, 9-57, 1:35 2nd  
 DUQ - Thomas 19yd pass from Buechel (Crimmins kick), 1-19 0:05 2nd  
 MU - McLafferty 56 yd pass from Hill (Sterling pass from Hill), 3-60 1:01 3rd  
 MU - Sterling 17 yd pass from Hill (Sterling pass from Hill), 6-57, 1:52 4th  
 DUQ - Dorsey 5yd pass from Buechel (Crimmins kick), 4-38, 1:23 4th  
 DUQ - Crimmins 25yd field goal, 4-6, 1:43 4th

	<b>MU</b>	<b>DUQ</b>
<b>First Downs</b>	21	19
<b>Rushes - Yards</b>	40-139	37-170
<b>Passing Yards</b>	278	223
<b>Passes (C-A-I)</b>	18-31-0	14-27-1
<b>Total Offense</b>	71-417	64-393
<b>Fumbles-Lost</b>	0-0	1-1
<b>Penalties-Yards</b>	10-86	2-30
<b>Time of Possession</b>	33:03	26:57

**RUSHING:** DUQ-Ho, 12-84; Douglas, 15-52; Buechel, 4-17; Dorsey, 4-13; Hughes, 2-4. MU-Asante, 27-131; Hayes, 8-44; Hill, 5-minus 34.

**PASSING:** DUQ-Buechel, 14-27-1-223. MU-Hill, 18-31-0-278.

**RECEIVING:** DUQ-Thomas, 6-102; Rahming, 4-74; Shuman, 1-21; Carter, 1-16; Ho, 1-5; Dorsey, 1-5. MU-Sterling, 7-84; McLafferty, 4-113; Richards, 2-29; Davenport, 2-23; Fabel, 1-18; Phillips, 1-8; Mauro, 1-3.

# 2014 GAME RECAPS

## MONMOUTH 52 DELAWARE ST 21

Aug. 30, 2014 • Monmouth Stadium • West Long Branch, NJ

**WEST LONG BRANCH, N.J.-** Monmouth University opened up the 2014 season by scoring the most points since 2007 in a 52-21 victory over Delaware State on Saturday afternoon.

The Hawks amassed 553 yards on offense while the defense suffocated the Hornets to 187 yards. Monmouth senior running back Kwabena Asante had a career-high four touchdowns including three on the ground as the MU offensive line led the way for 316 rushing yards. Both Asante and sophomore Lavon Chaney ran for 100-plus yards, while senior Brandon Hill tossed two touchdowns and threw for 218 yards.

The Monmouth defense was just as impressive, holding DSU to 29 yards rushing on 19 carries, including one yard in the first half. The Hawks forced a trio of turnovers and held Delaware State to 158 yards through the air, including 77 on one play. After allowing a 63-yard scoring drive and the long touchdown pass, Delaware State was held off the scoreboard for the final 39:32 of the contest.

The Hornets took the opening kickoff back for 98 yards and a touchdown to take a 7-0 lead. Monmouth responded with a grinding 72 yard drive on 14 plays, capped by a seven yard Asante touchdown. The Monmouth senior finished the drive with four straight runs for 22 yards, en route to his second consecutive 100-yard game and his sixth overall.

DSU would pull ahead 14-7 after going 69 yards on the ensuing drive, 40 of which came off of Monmouth defensive penalties. On the ensuing kickoff, the Hawks pulled out some special teams magic of their own as redshirt freshman Kamau Dumas took his first collegiate kickoff for 84 yards down to the Delaware State 11. The drive stalled after three straight Asante runs before junior Lucas Santangelo converted his first career field goal to put MU back 14-10 with 4:23 to play in the first quarter.

Monmouth got the ball right back after Teddie Martinez (Baltimore, Md./St. Paul's) recovered a fumble on the ensuing kickoff and the Hawks moved into the redzone after a 19 yard Hill to Neal Sterling strike. Three plays later Santangelo nailed another 23 yarder and the Hawks were back 14-13 at the end of the first frame.

On the first play of the second quarter Sterling recorded his fourth pass of the game, moving him ahead of Blue & White great Miles Austin for second all-time in MU history for receptions with 151. The teams traded punts before the Hawks pulled ahead on a 13 yard Asante TD run during a four play drive. Quarterback Greg DePugh ran in the two-point conversion attempt to put the Hawks up by a touchdown with 11:05 to play.

Delaware State would tie the game up three plays later on a 77-yard touchdown strike from quarterback Gilbert Rivera to All-MEAC selection Milton Williams III at the 9:32 mark. It would be the last points that the Monmouth defense would surrender.

Monmouth pulled ahead for good two drives later after MU senior linebacker Dan Sullivan intercepted Rivera and returned the ball 29 yards to the DSU 20. Asante scored his third TD of the first half, this time taking a screen pass from Hill and picking his way to the endzone with 7:12 showing on the clock.

The second half was all Monmouth as the Hawks outscored Delaware St. 21-0 in the third quarter and added a Santangelo field goal in the fourth to finish the scoring at 52-21. The third quarter saw the Hawks score on three consecutive drives, while the defense forced two three-and-outs, allowing six yards on those six plays. Asante scored his fourth and final touchdown on a 14 yard scamper to finish the opening drive the half, which was set up by a 52 yard kickoff return from Chaney. A pair of sophomores in Chaney and wideout Darren Ambush would score their first collegiate touchdowns for the Hawks. Ambush was first, catching a 17 yard TD which was followed up by Chaney's four yard scoring run with 3:32 to play in third frame.

<b>MONMOUTH</b>	<b>13</b>	<b>15</b>	<b>21</b>	<b>3</b>	<b>- 52</b>
<b>DELAWARE STATE</b>	<b>14</b>	<b>7</b>	<b>0</b>	<b>0</b>	<b>- 21</b>

DSU - Scott 98yd kickoff return (McGeough kick), 1st  
 MU - Asante 7yd run (Santangelo kick), 14-72 6:20 1st  
 DSU - Williams 2yd run (McGeough kick), 3-69 2:05 1st  
 MU - Santangelo 23yd field goal, 4-5 1:46 1st  
 MU - Santangelo 23yd field goal, 5-22 1:12 1st  
 MU - Asante 13yd run (Depugh rush), 4-52 1:26 2nd  
 DSU - Williams 77yd pass from Rivera (McGeough kick), 3-80 1:33 2nd  
 MU - Asante 18yd pass from Hill (Santangelo kick), 3-20 0:47 2nd  
 MU - Asante 14yd run (Santangelo kick), 6-40 2:19 3rd  
 MU - Ambush 17yd pass from Hill (Santangelo kick), 9-65 3:07 3rd  
 MU - Chaney 4yd run (Santangelo kick), 7-78 2:24 3rd  
 MU - Santangelo 35yd field goal, 12-56 6:08 4th

	<b>MU</b>	<b>DSU</b>
<b>First Downs</b>	30	10
<b>Rushes - Yards</b>	52-311	19-34
<b>Passing Yards</b>	242	163
<b>Passes (C-A-I)</b>	40-27-0	30-14-2
<b>Total Offense</b>	92-553	49-197
<b>Fumbles-Lost</b>	2-1	1-1
<b>Penalties-Yards</b>	9-92	0-0
<b>Time of Possession</b>	38:14	21:46

**RUSHING:** DSU-Cheung, 12-20; Rivera, 4-11; Jocelyn, 1-3; Williams, 1-2; Team 1-minus2. MU-Asante, 22-152; Chaney, 20-127; Agyeman, 8-18; Richards, 1-12; Hill, 1-2.

**PASSING:** DSU-Rivera 14-30-2-163. MU-Hill, 23-36-0-218; Depugh, 4-4-0-24.

**RECEIVING:** DSU-Williams 6-121; Golson, 4-27; Scott, 2-9; Cheung, 1-6; Jackson, 1-0. MU-Sterling, 9-77; Ambush, 4-30; Choi, 3-21; Asante, 2-27; Chaney, 2-11; Sumlin, 1-27; Valles, 1-18; Richards, 1-9; Harris, 1-7; Agyeman, 1-6; Davenport, 1-5; Suk, 1-4.

## MONMOUTH 21 WAGNER 16

Sept. 13, 2014 • Monmouth Stadium • West Long Branch, NJ

**WEST LONG BRANCH, N.J.-** Freshman safety Mike Basile's interception in the endzone with 1:43 to play, stopped Wagner's (1-2, 0-0 NEC) drive and sealed Monmouth's (2-0) 21-16 win over the rival Seahawks on Saturday afternoon.

Late in the fourth quarter Monmouth's drive stalled with 3:20 left and the ensuing punt snap went array giving Wagner the ball at the MU 26 yard line. The Seahawks advanced the ball to the Monmouth 13 but two plays later Basile intercepted Wagner quarterback Brian Gehring's pass in the endzone for MU's second forced turnover of the day. Without any timeouts remaining for the Seahawks Monmouth was able to run the clock out for their third straight win in the series.

Senior quarterback Brandon Hill threw a pair of touchdown passes and senior running back Kwabena Asante scored two touchdowns in the win.

Hill completed 20-of-33 attempts through the air for 215 yards and two touchdowns. Asante carried the ball a game-high 20 times for 81 yards and a touchdown, while hauling in four receptions for 41 yards and a touchdown. Darren Ambush caught four passes for a team-high 61 yards, while Neal Sterling made two catches for 48 yards. Hakeem Valles reeled in three catches for 25 yards and the first touchdown reception of his career.

Kevin Butler forced a fumble on the initial Wagner possession that was recovered by Nick Carroll at the Seahawks' 35 yard line. Monmouth wasted little time on offense, running six plays for 35 yards and a touchdown. Hill found Asante on a swing pass out of the backfield for a 14-yard touchdown at the 10:43 mark, giving Monmouth a 7-0 lead.

After the two teams exchanged possession, Wagner converted three third down chances before settling for a Bryan Maley 34-yard field goal to cut the deficit to 7-3 at the 1:24 mark.

Monmouth responded at the 8:30 mark of the second quarter when Hill capped a nine-play drive covering 74 yards with an 11-yard touchdown pass to Valles. The Hawks then went for two and Greg DePugh connected with Evan Ruane, in spite of an unnecessary roughness penalty, to convert the two-point try and give Monmouth a 15-3 lead with 8:30 left in the first half.

The Hawks got a three-and-out deep in Wagner territory with just over two minutes left in the half. But Monmouth was whistled for running into the kicker, giving the Seahawks new life. Wagner's hurry-up offense marched down the field and scored on Brandon Peoples' one-yard run with 17.8 seconds left in the half. The snap on the point after try was botched, resulting in a 15-9 Monmouth lead at the half.

Following a scoreless third quarter in which rain began a factor, the Hawks scored a touchdown early in the fourth, thanks in large part to Asante. The senior running back broke off a 39-yard run to get the Hawks into Wagner territory, caught an 11-yard screen pass and ran into the end zone from 13 yards out. The Hawks went for two, but the try failed, resulting in a 21-9 Monmouth lead with 11:53 left to play.

Wagner immediately responded with an eight-play, 75-yard drive, finishing with Gehring's 30-yard touchdown pass to Smith to cut the Hawks' lead to 21-16 with 8:24 left to play.

After a stalled Monmouth drive with 3:20 left in the fourth quarter, the Hawks appeared to attempt a fake punt. But the ball could not be handled by one of the up backs and Wagner took over on the Monmouth 26 yard line. The Seahawks advanced the ball to the Monmouth 13, but the Hawks stuffed a run for a two-yard loss and Basile intercepted Gehring's fade pass to the back left corner of the end zone for a touchback to effectively end the game.

Tyler Thompson and John Siczkowski had 10 tackles apiece to lead the Monmouth defense.

<b>MONMOUTH</b>	<b>7</b>	<b>8</b>	<b>0</b>	<b>6</b>	<b>- 21</b>
<b>WAGNER</b>	<b>3</b>	<b>6</b>	<b>0</b>	<b>7</b>	<b>- 16</b>

MU - Asante 14yd pass from Hill (Santangelo kick), 6-35 2:38 1st  
 WC - Maley 34yd field goal, 13-63 6:27 1st  
 MU - Valles 11yd pass from Hill (Ruane pass from Depugh), 8-74 2:49 2nd  
 WC - Peoples 1yd run (Firestone rush failed), 13-95 3:56 2nd  
 MU - Asante 13yd run (Hill pass failed), 7-80 2:52 4th  
 WC - Smith 30yd pass from Gehring (Maley kick), 8-75 3:29 4th

	<b>MU</b>	<b>WC</b>
<b>First Downs</b>	16	18
<b>Rushes - Yards</b>	34-73	35-76
<b>Passing Yards</b>	215	228
<b>Passes (C-A-I)</b>	33-20-1	37-23-1
<b>Total Offense</b>	67-288	72-304
<b>Fumbles-Lost</b>	1-1	1-1
<b>Penalties-Yards</b>	8-67	7-69
<b>Time of Possession</b>	26:02	33:58

**RUSHING:** WC-Peoples, 17-32; Gehring, 10-25; Rene, 4-11; McKinnon, 4-8. MU-Asante, 20-81; Chaney, 6-16; Hill, 3-3; Team, 5-minus 27.

**PASSING:** WC-Gehring, 23-37-1-228. MU-Hill, 20-33-1-215.

**RECEIVING:** WC-Greene, 5-69; Peoples, 4-36; Owens, 4-29; Smith, 3-49; Carrington, 3-24; Rock, 2-18; Gills, 1-7; McKinnon, 1-minus 4. MU-Ambush, 4-61; Asante, 4-41; Valles, 3-25; Sterling, 2-48; Chaney, 2-20; Richards, 2-14; Harris, 2-5; Suk, 1-1.



# 2014 GAME RECAPS

## DUQUESNE 30 MONMOUTH 21

Sept. 20, 2014 • ROONEY FIELD • PITTSBURGH, PA

## MONMOUTH 28 LEHIGH 21

Sept. 27, 2014 • GOODMAN STADIUM • BETHLEHEM, PA

**PITTSBURGH-** Monmouth University's (2-1, 0-0 Big South) comeback attempt fell short to Duquesne (2-2, 0-0 NEC) 30-21 on Saturday afternoon at Rooney Field.

After Monmouth took a 7-0 drive on its first drive, Duquesne scored 24 unanswered points, including 17 in the second quarter to take a commanding lead, one it would not relinquish. Monmouth battled back in the second half closing to within six points in the fourth quarter but the Dukes added a late field goal and were able to hold on for the nine point win.

Duke quarterback Dillon Buechel was 29-of-46 for 344 yards and two touchdowns, both to wide receiver Chris King who finished with 10 catches for 124 yards. Brandon Hill was 24-of-42 for 258 yards and a pair of touchdown passes. The Duquesne defense was stout against the run, holding Monmouth's explosive rushing attack to 38 net yards.

The Hawks moved the ball fluidly on the opening drive of the game, converting three third downs and a fourth down in an 11-play drive that culminated in a Hill to Neal Sterling 17 yard score.

The Dukes then went on a run scoring three touchdowns on three consecutive drives, while the Duquesne forced three straight punts. Duquesne needed two plays to tie the game up when Buechel connected with Chris King for a 55 yard strike with 8:01 left in the first quarter. After its defense held, Duquesne's Ryan Ho sliced off the left side of the line for an 8-yard touchdown and a 14-7 lead. Buechel again found King, this time for a six yard touchdown on a fade, putting the home squad ahead 21-7 midway through the second quarter. The Dukes extended its lead right before the half on a 23 yard Austin Crimmons field goal capping a 75 yard drive that ate up 3:22 and went 11 plays.

Duquesne extended its lead to 27-7 on the second Duke drive of the second half when Crimmons converted a 36 yard field goal with 7:40 remaining in the third frame.

Monmouth cut the lead to 13 after a Ryan Mohr punt pinned the Dukes deep and the defense forced a three-and-out. The Hawks received great field position after a shanked punt gave MU the ball at the Duquesne 36. Hill hit tight end Hakeem Valles for a two yard touchdown, the seniors second of the his career. The play was set up by a 27 yard Hill to Darren Ambush connection that got the ball down to the Duke two yard line. The six-play 36 yard drive took just 1:32 off the clock.

The biggest play of the game for Monmouth came on the ensuing drive, after Duquesne got great field position off the kickoff. On a third and seven Buechel zipped a ball that King couldn't handle and sophomore Teddie Martinez recorded his first career interception, returning it 51 yards down to the Duquesne six. One play later Lavon Chaney piled in for his second touchdown of the season, cutting the Duke lead to 27-21 with 14:47 remaining. The Dukes added a late Crimmons field goal to finish the scoring and then held firm on defense to secure the win.

Duquesne racked up 447 yards, including 103 on the ground and 344 in the air. Monmouth had 296 yards and were led by Sterling and Lamar Davenport each had 53 yards receiving. Chaney led MU on the ground with eight carries for 33 yards.

Rahming and King each eclipsed the 100-yard plateau, with Rahming catching 11 passes for 129 yards and King hauling in two scores on 10 catches for 124 yards. Ho led the Dukes on the ground with 13 carries for 43 yards.

Defensively, John Sieczkowski led all players with a career-high 11 tackles. Safety Kevin Butler had a career high 10 tackles while Mike Basile added eight takedowns. Duquesne cornerback Malik Shegog led the Dukes defensively with nine tackles.

<b>MONMOUTH</b>	<b>7</b>	<b>0</b>	<b>7</b>	<b>7</b>	<b>21</b>
<b>DUQUESNE</b>	<b>7</b>	<b>17</b>	<b>3</b>	<b>3</b>	<b>30</b>

MU - Sterling 17yd pass from Hill (Santangelo kick), 11-75 4:43 1st  
 DUQ - King 55yd pass from Buechel (Crimmins kick), 2-77 0:44 1st  
 DUQ - Ho 8yd run (Crimmins kick), 13-80 5:08 2nd  
 DUQ - King 6yd pass from Buechel (Crimmins kick), 9-49 4:13 2nd  
 DUQ - Crimmins 23yd field goal, 11-75 3:22 2nd  
 DUQ - Crimmins 36yd field goal, 11-61 4:06 3rd  
 MU - Valles 2yd pass from Hill (Santangelo kick), 6-36 1:32 3rd  
 MU - Chaney 6yd run (Santangelo kick), 1-6 0:05 4th  
 DUQ - Crimmins 24yd field goal, 9-60 4:59 4th

	<b>MU</b>	<b>DUQ</b>
<b>First Downs</b>	19	22
<b>Rushes - Yards</b>	32-38	31-103
<b>Passing Yards</b>	258	344
<b>Passes (C-A-I)</b>	44-24-0	46-29-1
<b>Total Offense</b>	76-296	77-447
<b>Fumbles-Lost</b>	2-1	2-1
<b>Penalties-Yards</b>	9-76	9-80
<b>Time of Possession</b>	26:57	33:03

**RUSHING:** MU-Chaney, 8-33; Asante, 17-25; Ambush, 1-8; Sumlin, 1-minus 6; Hill, 5-minus 22. DUQ-Ho, 13-43; Douglas, 9-38; Buechel, 3-14; Thomas, 1-8; Claridy, 2-3; Hughes, 3-minus 3.  
**PASSING:** MU-Hill, 24-42-0-258; Depugh, 0-1-0-0; Chaney, 0-1-0-0. DUQ-Buechel, 29-46-1-344.  
**RECEIVING:** MU-Davenport, 5-53; Sterling, 4-53; Choi, 4-37; Asante, 3-40; Ambush, 2-41; Chaney, 2-18; Valles, 2-8; Richards, 1-8; Sumlin, 1-0. DUQ-Rahming, 11-129; King, 10-124; Thomas, 3-30; Rawlins, 2-13; Enright, 1-33; Oduho, 1-9; Hughes, 1-6.

**BETHLEHEM, Pa.-** Brandon Hill's 19 yard touchdown strike to senior Eric Sumlin with 12 seconds remaining was the difference in Monmouth's 28-21 win over Lehigh on Saturday afternoon. With the win Monmouth improves to 3-1 on the season while Lehigh falls to 0-4.

With 3:49 remaining and the score tied at 21-21, Lehigh lined up to attempt a 32 yard field goal but redshirt freshman DJ Martin blocked the kick and senior Pat O'Hara slammed LU holder Ryan Pandy who attempted to pick up the ball at the MU 26.

Hill and company went to work, moving the ball to the Lehigh 46 through the air and on the ground with Lavon Chaney, also aided by a 15-yard personal foul call on a late hit. With 24 seconds left, Monmouth called a timeout facing a third and 13. After a 12 men on the field infraction for Lehigh, Hill hit Neal Sterling for 15 yards on the right sideline. Sterling, who set a career-high with 184 receiving yards, made a circus catch and dragged his foot before the sideline to setup first and 10 from the 19 with 16 seconds remaining. On the next play Hill delivered a strike to Sumlin in the middle of the endzone with 12 seconds left giving Monmouth its first win in six tries over the Mountain Hawks.

Lehigh took over from its own 25, completed an 11 yard pass and then heaved one deep where Monmouth safety Mike Basile was waiting to knock the ball down as time expired.

Hill finished 33-of-44 for a career-high 390 yards and three touchdowns. Sterling set a career-high for receiving yards with 183 yards on a season-high 11 catches. Chaney finished with 205 all-purpose yards including 93 on the ground and nine receptions for 72 yards. Monmouth rolled up 512 yards of offense while the defense, which had three sacks was led by Basile who had a career-high nine solo stops.

It took Monmouth just 1:47 to take a 7-0 lead when Hill scrambled out of the pocket and hit Sterling on the Lehigh sideline, who then turned up field and went 59 yards to pay dirt on the game's fifth play from scrimmage.

Lehigh answered on their first possession of the game, driving 78 yards on 10 plays. Lehigh tied it up on a 33 yard touchdown pass from Nick Shafnisky to Stefan Sansone after the junior got behind the MU secondary. The Mountain Hawk offense was efficient on the drive, converting three third downs on the scoring drive that ate up 3:42 of clock.

Monmouth engineered a 13-play 74 yard drive that started on its own five but came away with nothing after a 38-yard field goal attempt sailed right early in the second quarter.

Shafnisky put the Mountain Hawks ahead 14-7 following the missed field goal, when he took a designed QB run up the middle for a four-yard TD with 9:06 left in the second quarter. Lehigh marched 79 yards on 10 plays, with the touchdown set up by a Shafnisky to Troy Pelletier 29 yard pitch and catch.

The Hawks drove deep into Lehigh territory and set up for a 21-yard field goal attempt but the kick was low and rattled off a player's helmet. The Hawks then got the ball back after a stout defensive effort, stopping Lehigh on third and fourth and one from the Monmouth 35.

MU stormed down the field on the ensuing drive, with Chaney breaking the goal line for the first time in the afternoon on a seven yard run to tie the game up 14-14, 2:53 left before the half. Hill hit Chaney for a pair of receptions totaling 37 yards on the drive, including a 23-yarder to set up the score at the seven.

With just over a minute remaining Lehigh was able to drive out close to midfield before time expired. Monmouth rolled up 297 yards in the first half, 222 through the air while Lehigh had 101 on the ground and 246 total through the opening frame.

Lehigh got on the board first in the second half, regaining the lead 21-14 on a six yard Rich Sodeke run. The Mountain Hawks took over at the Monmouth 29 after a third down Hill pass was intercepted by Lehigh defensive back Oliver Riguard at midfield. They needed just three plays to reach the endzone and retake a seven point lead with 6:15 to play in the third quarter.

Chaney tied it up for the Hawks on a four yard reception from Hill with 2:53 left in the third. The 79 yard drive featured three Lamar Davenport (Asbury Park, N.J./Asbury Park) catches for 51 yards, including a 25 yard reception. Santangelo hit the extra point and the teams were knotted at 21-21 heading into the final quarter.

<b>MONMOUTH</b>	<b>7</b>	<b>7</b>	<b>7</b>	<b>7</b>	<b>28</b>
<b>LEHIGH</b>	<b>7</b>	<b>7</b>	<b>7</b>	<b>0</b>	<b>21</b>

MU - Sterling 59yd pass from Hill (Santangelo kick), 5-80 1:47 1st  
 LEH - Sansone 33yd pass from Shafnisky (Pandy kick), 10-78 3:42 1st  
 LEH - Shafnisky 4yd run (Pandy kick), 10-79 3:44 2nd  
 MU - Chaney 7yd run (Santangelo kick), 6-65 1:33 2nd  
 LEH - Sodeke 6yd run (Pandy kick), 3-29 0:48 3rd  
 MU - Chaney 4yd pass from Hill (Santangelo kick), 8-79 3:18 3rd  
 MU - Sumlin, 19yd pass from Hill (White kick), 10-74 3:34 4th

	<b>MU</b>	<b>LEH</b>
<b>First Downs</b>	28	26
<b>Rushes - Yards</b>	29-122	51-184
<b>Passing Yards</b>	390	210
<b>Passes (C-A-I)</b>	44-33-1	26-16-0
<b>Total Offense</b>	73-512	77-394
<b>Fumbles-Lost</b>	0-0	0-0
<b>Penalties-Yards</b>	6-43	5-45
<b>Time of Possession</b>	28:17	31:43

**RUSHING:** MU-Chaney, 18-93; Asante, 6-54; Ambush, 1-6; Welch 1-2; Hill 3-minus 33. LEH-Sodeke, 22-119; Shafnisky, 22-64; Leigh, 4-5; McHale, 1-0; TEAM 2-minus 4.  
**PASSING:** MU-Hill, 33-44-1-390. LEH-Shafnisky, 14-22-0-193; McHale, 2-2-0-17; Timochenko, 0-1-0-0; TEAM 0-1-0-0  
**RECEIVING:** MU-Sterling, 11-183; Chaney, 9-72; Richards 4-33; Davenport, 3-51; Sumlin, 3-35; Valles, 2-11; Ambush, 1-5. LEH-Pelletier, 7-80; Parris, 3-35; Sansone, 2-57; Gaul, 2-21; Coyle, 1-16; Sodeke, 1-1.

# 2014 GAME RECAPS

## MONMOUTH 51 ROBERT MORRIS 20

Oct. 4, 2014 • JOE WALTON STADIUM • MOON TWP, PA

MOON TOWNSHIP, Pa.- Monmouth University's (4-1) football team rolled up 532 yards of offense and forced six turnovers in a dominating 51-20 win over Robert Morris (0-5) Saturday at Joe Walton Stadium.

Monmouth ran out to a 37-0 lead late in the third quarter on Lavon Chaney's (Edgewater, Md./South River) third touchdown on the day as the defense didn't allow a point until 11 seconds left. The defense recorded back to back interceptions, leading to a pair of MU scores within 11 seconds of each other to start the fourth quarter and put Monmouth up 51-7.

The defense recorded a season-high seven sacks, 12 tackles for a loss and two interceptions. Senior defensive lineman Zak Irizarry (North Brunswick, N.J./North Brunswick) had a career day with five tackles, 3.0 for a loss including 2.5 sacks and two forced fumbles. Outside linebackers Payton Minnich (Harrisburg, Pa./Central Dauphin East) and John Siczkowski (Manalapan, N.J./Manalapan) combined for 20 tackles, including Minnich's career-high 11.

In his first career start, Chaney recorded 163 all-purpose yards including 113 on the ground and two touchdowns. He also had four catches for 50 yards and a touchdown. Brandon Hill went 20-of-37 for 331 yards and two touchdowns with an interception. Neal Sterling (Belmar, N.J./Manasquan) recorded his second straight 100-yard receiving game, finishing with five catches for 144 yards and a touchdown. During the game he moved ahead of Will Holder for third place all-time in reception yardage with 2,215.

On their second drive of the day Monmouth drove 98 yards on eight plays and took a 7-0 lead on a seven yard Lavon Chaney touchdown. On third and long deep in its own territory, Monmouth got a big play from fullback Jake Mauro (Cheshire, Conn./Salisbury) who caught a ball in the flat and went for a career long 19 yards to jumpstart the drive. Chaney hit a screen for 25 yards then moved the ball into RMU territory with a pair of runs setting up a first and 10 from the Colonial 41. On the next play Hill connected with Sterling for a 35 yard pass down to the four. Two plays later Chaney scored his first of three touchdowns on perfectly executed screen play.

The MU defense forced a three and out and Monmouth went back to work driving 44 yards on eight plays, going ahead 14-0 on a two-yard Chaney run with 4:53 to play in the first. The Blue & White defense was nearly unstoppable in the first quarter, holding RMU to 21 yards of total offense.

Monmouth continued to dominate on the defensive end, limiting RMU to 106 total yards and five first downs. MU junior placekicker Lucas Santangelo (Jamaica Estates, N.Y./Hempfield) connected on second half field goals of 30 yards and a 25 yards to give MU a 20-0 lead after the break.

The Hawk defense picked up where it left off, forcing a RMU punt on the first possession of the second half. Santangelo converted a 36 yard field goal to put MU up 23-0 with 8:32 left in the third quarter. On

<b>MONMOUTH</b>	<b>14</b>	<b>6</b>	<b>17</b>	<b>14</b>	<b>- 51</b>
<b>ROBERT MORRIS</b>	<b>0</b>	<b>0</b>	<b>7</b>	<b>13</b>	<b>- 20</b>

- MU - Chaney 7yd pass from Hill (Santangelo kick), 8-98 3:20 1st
- MU - Chaney 2yd run (Santangelo kick) 8-44 3:11 1st
- MU - Santangelo 30yd field goal, 6-38 1:37 2nd
- MU - Santangelo 25yd field goal, 12-79 4:23 2nd
- MU - Santangelo 36yd field goal, 6-47 2:08 3rd
- MU - Sterling 31yd pass from Hill (Santangelo kick), 2-32 0:32 3rd
- MU - Chaney 23yd run (Santangelo kick), 1-23 0:09 3rd
- RMU - Gavin 19yd pass from Abbott (Khaleghi kick), 15-86 5:55 3rd
- MU - Welch 6yd run (Santangelo kick), 1-6 0:05 4th
- MU - Butler 40yd interception return (Santangelo kick) 4th
- RMU - Line 0yd fumble recovery (Team kick failed), 9-61 3:43 4th
- RMU - Mitchell 29yd pass from Abbott (Khaleghi kick), 9-85 4:21 4th

	<b>MU</b>	<b>RMU</b>
<b>First Downs</b>	25	21
<b>Rushes - Yards</b>	41-192	52-167
<b>Passing Yards</b>	331	163
<b>Passes (C-A-I)</b>	37-20-1	28-16-2
<b>Total Offense</b>	78-523	80-330
<b>Fumbles-Lost</b>	0-0	8-4
<b>Penalties-Yards</b>	8-87	3-31
<b>Time of Possession</b>	27:46	32:14

- RUSHING:** MU-Chaney, 22-113; Welch, 6-51; Royds 9-48; Team 1-minus 4; Depugh, 1-minus 5; Hill 2-minus 11. RMU-Owens, 24-154; Davis, 6-32; Blackmon, 1-2; Lamica, 3-minus 8; Abbott, 18-minus 13; Line, 0-0.
- PASSING:** MU-Hill, 20-37-1-331; Depugh, 0-0-0-0. RMU-Abbott 16-28-2-163.
- RECEIVING:** MU-Sterling, 5-144; Chaney 4-50; Davenport, 3-21; Ambush, 2-32; Choi, 2-27; Sumlin 2-22; Mauro, 1-19; Valles, 1-16. RMU-Mitchell, 5-70; Gavin, 5-55; Lamica, 3-14; Kempka, 1-20; Centofanti, 1-9; Owens, 1-minus 5.

## MONMOUTH 61 COLUMBIA 28

Oct. 11, 2014 • MONMOUTH STADIUM • WEST LONG BRANCH, N.J.

The Monmouth University football team (5-1) racked up 602 yards of total offense in a 61-28 rout of Columbia (0-4) Saturday afternoon on Kessler Field at Monmouth Stadium. Brandon Hill completed 18-of-24 passes for 301 yards and four touchdowns, while also catching one of Lavon Chaney's two touchdown passes. Chaney also ran for 108 yards and a touchdown and caught five passes for 39 yards as the Hawks improved to 5-1. The Lions fell to 0-4 with the loss.

The 300-yard passing game was the fifth of Hill's Monmouth career, setting a new program record. Ed Royds ran for a team-best 119 yards and a touchdown on 12 carries. Payton Minnich's three second-quarter interceptions propelled the Hawks to four touchdowns in the period and a 40-0 lead at the half. Darren Ambush had four receptions for a career-high 87 yards and a touchdown. Lamar Davenport made two catches, both for touchdowns, and 43 yards, while Neal Sterling added three catches for 64 yards. Zach Welch ran for 68 yards and a touchdown on 13 carries. Joe Johnson also added an interception for the Hawks' defense. The Hawks ambushed the Lions with 40 points in the first half. Monmouth got the scoring started with 8:39 left in the first quarter when Chaney completed a six-yard pass to Hill out of the wildcat to cap a six-play, 73-yard drive. The PAT was no good, giving Monmouth a 6-0 lead. With 55 seconds left in the first quarter, Hill converted a 4th-and-26 situation to Ambush, with the latter dragging a defender into the endzone. Lucas Santangelo's PAT was good to stake Monmouth to a 13-0 lead after the first quarter.

The Hawks scored four touchdowns in the second quarter, thanks in large part to Minnich's three interceptions in the period. Chaney threw for his second touchdown of the game, a two-yard toss to Zach Fabel with 10:20 left in the half. Santangelo added the PAT to make it 20-0. On the ensuing kickoff, Santangelo successfully executed an onside kick, recovering the ball himself at the Hawks' 46. The Hawks then went 54 yards on six plays with Hill finding Eric Sumlin for a 23-yard touchdown with 7:38 remaining in the quarter. The PAT was true to push Monmouth's advantage to 27-0. Minnich then intercepted Columbia starting quarterback Brett Nottingham for a second time and returned it to the Columbia two, setting up Chaney's touchdown run on the Hawks' first play of the drive. Santangelo tacked on the extra point to make it 34-0 Monmouth. With 1:03 left in the half, Hill dropped an 18-yard touchdown pass to Davenport, who dragged his foot in the back of the endzone for the score. The PAT was no good, leaving the Monmouth advantage at 40-0 at the half. The Hawks extended the lead to 47-0 on a 25-yard touchdown pass from Hill to Davenport and 54-0 on a Royds 44-yard touchdown run up the gut. The Lions got on the board when back-up quarterback Trevor McDonagh connected with Ryan Flannery with 3:49 left in the third quarter, making the score 54-7.

Welch capped the MU scoring with a three-yard touchdown run early in the 4th quarter, making it 61-7 Monmouth. McDonagh followed with 4th quarter touchdown passes to Marcus Briscoe, Dan Slivka and Chris Connors to account for the 61-28 final score.

<b>MONMOUTH</b>	<b>13</b>	<b>27</b>	<b>14</b>	<b>7</b>	<b>- 61</b>
<b>COLUMBIA</b>	<b>0</b>	<b>0</b>	<b>7</b>	<b>21</b>	<b>- 28</b>

- MU - Hill 6yd pass from Chaney (Santangelo kick failed), 6-73 2:37 1st
- MU - Ambush 31yd pass from Hill (Santangelo kick), 7-26 3:15 1st
- MU - Fabel 2yd pass from Chaney (Santangelo kick), 9-52 3:41 2nd
- MU - Sumlin 23yd pass from Hill (Santangelo kick), 6-54 2:40 2nd
- MU - Chaney 2yd run (Santangelo kick), 1-2 1:52 2nd
- MU - Davenport 18yd pass from Hill (Santangelo kick failed), 5-55 1:27 2nd
- MU - Davenport 25yd pass from Hill (Santangelo kick) 9-75 3:32 3rd
- MU - Royds 44yd run (White kick), 4-75 1:32 3rd
- COL - Flannery 19yd pass from McDonagh (Zgrablich kick), 10-75 3:38 3rd
- MU - Welch 3yd run (White kick), 10-74 4:25 4th
- COL - Briscoe 34yd pass from McDonagh (Zgrablich kick), 2-50 0: 41 4th
- COL - Slivka 11yd pass from McDonagh (Zgrablich kick), 12-74 3:12 4th
- COL - Connors 10yd pass from McDonagh (Zgrablich kick), 5-45 0:56

	<b>MU</b>	<b>COL</b>
<b>First Downs</b>	33	19
<b>Rushes - Yards</b>	48-289	16-72
<b>Passing Yards</b>	313	308
<b>Passes (C-A-I)</b>	29-22-0	53-29-4
<b>Total Offense</b>	77-602	69-380
<b>Fumbles-Lost</b>	2-2	1-0
<b>Penalties-Yards</b>	5-56	3-20
<b>Time of Possession</b>	33:31	26:29

- RUSHING:** COL-Molina, 9-26; Braddock, 1-21; DeMuth, 4-18; McDonagh, 2-7. MU-Royds, 12-119; Chaney, 18-108; Welch, 13-68; Depugh, 1-9; Agyeman, 2-4; TEAM 1-minus 2; Hill, 1-minus 17.
- PASSING:** COL-McDonagh, 24-43-1-276; Nottingham, 5-10-3-32. MU-Hill, 18-24-0-301; Depugh, 1-2-0-7; Chaney, 2-2-0-8; Ray, 1-1-0-minus 3.
- RECEIVING:** COL-Connors, 7-84; Flannery, 5-52; Molina, 5-8; DeMuth, 4-56; Slivka, 3-26; Briscoe, 2-41; Hulton, 2-27; Dansby, 1-14. MU-Chaney, 5-39; Ambush, 4-87; Sterling 3-64; Davenport, 2-43; Valles, 1-29; Sumlin, 1-23; Royds, 1-9; Suk, 1-7; Richards, 1-7; Hill 1-6; Fabel 1-2; Agyeman, 1-minus 3.



# 2014 GAME RECAPS

## PRESBYTERIAN 18 MONMOUTH 12

Oct. 25, 2014 • Bailey Memorial Stadium • Clinton, S.C.

**CLINTON, S.C.-** Monmouth University (5-2, 0-1 Big South) battled in its first Big South Conference game, taking a late fourth quarter lead before ultimately falling 18-12 to Presbyterian (5-3, 2-1 Big South) on Saturday afternoon.

The games' first 42 minutes was a defensive grind with Monmouth taking a 9-7 lead with 3:10 left in third quarter on Lucas Santangelo's 41 yard field goal. The final 18:10 of the game saw four lead changes as the two teams went back and forth scoring points. Presbyterian answered with a 74 yard drive that ended in a field goal, to go up 10-9 with 9:24 to play in the fourth quarter. MU retook the lead, 12-10 with 4:19 to play before the Blue Hose would march 68 yards on eight plays, scoring the game's final touchdown on a 15 yard Heys McMath run.

The Hawks had two shots in the final minute to overcome the 18-12 deficit but one drive ended in an interception while the second ended as time expired.

Presbyterian held a 415-287 advantage in yardage, including 182 yards on 48 rushes. Monmouth quarterback Brandon Hill was 18-of-33 with 236 yards, one touchdown and an interception. Neal Sterling was impressive with seven catches for 136 yards and an 81 yard touchdown. Lavon Chaney ran the ball 19 times for 62 yards and had four catches for 23 yards.

Linebacker John Siczkowski had nine solo stops as Mike Basile had eight solo tackles and linebacker Tyler Thompson added seven takedowns. Monmouth's defense held PC to 6-of-17 on third down but was just 4-of-14 itself.

Monmouth's first play in Big South Conference history couldn't have been scripted any better as Brandon Hill hit Neal Sterling for an 81 yard touchdown. The Hawks missed the extra point but led 6-0 with 14:42 left in the first quarter. The reception set a career long for Sterling, eclipsing his previous best of 64 yards set against Lehigh last year.

A defensive battle ensued with the next six combined possessions ending in punts. Presbyterian mounted a drive later in the first quarter but the Hawks stopped them on fourth down at their own 25.

The Blue Hose would take a 7-6 lead into halftime when sophomore Blake Roberts cruised in untouched from six yard out. The drive was set up by back to back 23 yard passing plays from McMath to get down to the six. The run capped a 10-play 83 yard drive and left just 1:00 left on the clock.

The defensive struggle continued throughout the third quarter before the Hawks retook the lead with 3:10 remaining. MU forced a three and out deep in Blue Hose territory and a 19 yard punt by the home squad set the Hawks up from the Presbyterian 28. Four plays later Lucas Santangelo gave the Hawks' a 9-7 lead after converting a 41 yard kick.

After another three and out by the MU defense, Monmouth took over at midfield and drove down to the PC 19 before Ed Royds was stripped at the 15 and Presbyterian pounced on the loose ball. The Blue Hose mounted an impressive drive from there, going 74 yards on 13 plays and retaking the lead (10-9) with a 28 yard Brandon Morrow field goal with 9:24 to play in the fourth quarter.

Monmouth's offense responded on the ensuing drive by a 30 yard pass from Hill to Sterling to get MU out to the 44. Hill came back two plays later and found Thaddeus Richards (Burlington, N.J./Burlington) for a 23 yard grab setting up a fresh set of downs from the PC 23. The Hawks worked their way down to the PC 10 when the drive stalled on a pass breakup in the endzone. Santangelo came on and drilled his second kick of the afternoon and Monmouth led 12-10 with 4:19 to play in the game.

With one drive left, Presbyterian took over from its own 31 after a solid kickoff return. The Blue Hose drove down to the MU 30 with 1:03 left in the game. On the next play Monmouth was flagged with a facemask setting up PC with a first down from the Hawk 15 yard line. On the next play PC quarterback Heys McMath faked a screen and took the ball up the middle untouched to put his squad up 16-12. McMath connected with Tobi Antigha on the two point conversion and PC lead 18-12 to cap the 8-play, 68 yard drive.

Monmouth's comeback attempt was quickly dismissed as Hill threw the ball short and PC's LaRon Dickey was in perfect position to intercept it. The Hawks defense stopped PC on a fourth and one to regain the ball but time ran out on MU before the offense could cross midfield.

<b>MONMOUTH</b>	<b>6</b>	<b>0</b>	<b>3</b>	<b>3</b>	<b>- 12</b>
<b>PRESBYTERIAN</b>	<b>0</b>	<b>7</b>	<b>0</b>	<b>11</b>	<b>- 18</b>

MU - Sterling 81yd pass from Hill (Santangelo kick failed), 1-81 0:18 1st  
 PC - Roberts 6yd run (Morrow kick), 10-83 3:32 2nd  
 MU - Santangelo 41yd field goal, 4-4 0:28 3rd  
 PC - Morrow 28yd field goal, 13-74 6:26 4th  
 MU - Santangelo 27yd field goal, 13-76 5:05 4th  
 PC - McMath 15yd run (Antigha pass from McMath) 8-68 3:26 4th

	<b>MU</b>	<b>PU</b>
<b>First Downs</b>	12	23
<b>Rushes - Yards</b>	23-51	48-182
<b>Passing Yards</b>	236	233
<b>Passes (C-A-I)</b>	33-18-1	35-24-0
<b>Total Offense</b>	56-287	83-415
<b>Fumbles-Lost</b>	2-1	1-0
<b>Penalties-Yards</b>	5-43	9-82
<b>Time of Possession</b>	22:04	37:56

**RUSHING:** MU-Chaney, 19-62; Royds, 1-4; Hill, 3-minus 15.  
 PU-Roberts, 21-83; McMath, 12-50; McKie, 3-22; Rouse, 2-12;  
 Risher, 4-12; Hallums, 1-10; Antigha, 1-3; Hines, 2-minus 1; Glenn, 1-minus 1; Team 1-minus 1.

**PASSING:** MU-Hill, 18-33-1-236. PU-McMath, 24-35-0-233

**RECEIVING:** MU-Sterling, 7-136; Chaney, 4-23; Richards, 2-37;  
 Davenport, 2-22; Ambush, 2-14; Valles, 1-4. PU-Antigha, 9-78; McKie, 5-60; Hallums 4-41; Wilson, 2-22; Glen, 2-15; Hurley, 1-10; Roberts, 1-7.

## CHARLESTON S. 27 MONMOUTH 0

Nov. 1, 2014 • Monmouth Stadium • West Long Branch, NJ

**WEST LONG BRANCH, N.J. -** Charleston Southern quarterback Austin Brown ran for a pair of touchdowns as the Buccaneers defeated the Monmouth University football team, 27-0, Saturday afternoon on a rain-soaked Kessler Field at Monmouth Stadium. With the loss, the Hawks fall to 5-3 (0-2 Big South), while Charleston Southern improves to 6-3 (1-2 Big South).

The Buccaneers racked up 338 yards on the ground, with Ben Robinson and Mike Holloway finishing with 91 yards apiece. Robinson also punched in one touchdown. Christian Reyes also finished with 70 yards, while Brown accounted for 54 rushing yards to go along with 73 passing yards. Nathan Perera had three receptions for 35 yards for the Buccaneers, while Chris Theodore had two catches for 30 yards.

Lavon Chaney (Edgewater, Md./South River) led the Hawks with 43 rushing yards, while also hauling in five receptions. Hakeem Valles (Sicklerville, N.J./Peddie School), Eric Sumlin (Dover, Del./Dover) and Neal Sterling (Belmar, N.J./Manasquan) had two receptions apiece, with Valles finishing with a team-high 37 yards.

Tyler Thompson (Union Bridge, Md./Linganore) led the Monmouth defense with 12 tackles, while Mike Basile (Brick, N.J./Brick Memorial) and John Siczkowski (Manalapan, N.J./Manalapan) had eight tackles apiece.

After a scoreless first quarter, Charleston Southern got on the board when Robinson punched it in from one yard with 13:37 left in the second quarter. The touchdown run punctuated a five-play, 60-yard drive covering 2:07. On the Hawks' next possession, CSU's Malcolm Jackson intercepted Monmouth quarterback Brandon Hill (Audubon, N.J./Audubon [UMass]), setting up the Buccaneers at the Monmouth 25 yard line. Six plays later, Brown ran it into the end zone from a yard out with 9:10 left in the half, giving CSU a 14-0 lead.

The Buccaneers made it a three-score game with 5:23 left in the third quarter, when Brown capped a 10-play, 74-yard drive with 12-yard touchdown run on an option keeper. CSU kicker David Kennedy capped the scoring with a pair of 34-yard field goals in the fourth quarter.

<b>MONMOUTH</b>	<b>0</b>	<b>0</b>	<b>0</b>	<b>0</b>	<b>- 0</b>
<b>CHARLESTON SOUTHERN</b>	<b>0</b>	<b>14</b>	<b>7</b>	<b>6</b>	<b>- 27</b>

CSU - Robinson 1yd run (Kennedy kick), 5-60 2:07 2nd  
 CSU - Brown 1yd ryn (Kennedy kick), 6-25 3:19 2nd  
 CSU - Brown 12yd run (Kennedy kick), 10-74 4:44 3rd  
 CSU - Kennedy 34yd field goal, 9-40 3:54 4th  
 CSU - Kennedy 34yd field goal, 4-1 2:26 4th

	<b>MU</b>	<b>CSU</b>
<b>First Downs</b>	6	24
<b>Rushes - Yards</b>	21-15	60-338
<b>Passing Yards</b>	97	73
<b>Passes (C-A-I)</b>	28-14-2	19-6-0
<b>Total Offense</b>	49-112	79-411
<b>Fumbles-Lost</b>	3-0	0-0
<b>Penalties-Yards</b>	4-28	3-15
<b>Time of Possession</b>	21:20	38:40

**RUSHING:** CSU-Robinson, 10-91; Holloway, 13-91; Reyes, 17-70;  
 Brown 14-54; Saunders, 1-35; Hammond, 3-1; Croghan III,  
 1-minus 2; Team 1-minus 2. MU-Chaney, 13-43; Welch, 1-5; Team  
 2-minus 10; Hill, 5-minus 23.

**PASSING:** CSU-Brown, 6-19-0-73. MU-Hill, 14-28-2-97

**RECEIVING:** CSU-Perera, 3-35; Theodore, 2-30; Holloway, 1-8. MU-Chaney, 5-9; Valles, 2-37; Sumlin, 2-19; Sterling, 2-14; Harris, 1-11; Davenport, 1-5; Fabel, 1-2.

# 2014 GAME RECAPS

## LIBERTY 34 MONMOUTH 24

Nov. 8, 2014 • Williams Stadium • Lynchburg, Va.

LYNCHBURG, Va.- Monmouth University's (5-4, 0-3 Big South) football team battled with first-place Liberty (7-3, 3-0 Big South) to a tie for most of the game but ultimately fell 34-24 on Saturday afternoon at Williams Stadium.

Monmouth answered four Liberty scores over the course of the first 49 minutes of the game, knotting it up 24-24 with 3:30 to play in the third quarter but could not match 10 Liberty points in the final 10:19 to earn its first Big South victory. Lavon Chaney ran for 92 yards and had 125 all-purpose yards while Brandon Hill threw for 189 yards and two touchdowns on 18-of-28 passing.

With the score tied 24-24 at the start of the fourth quarter, the Flames were able to pull out in front for the fifth and final time on a two-yard DJ Abnar touchdown. Trailing by seven, Monmouth drove out midfield but Hill was sacked and fumbled and LU pounced on the ball. The Flames iced the game with five minute drive that culminated in a field goal and a 10 point lead with just over three minutes left.

Abnar gave his squad a 7-0 lead at the 9:31 mark with a five yard run up the middle. Woodrum was 2-of-3 for 36 yards while Abnar had six carries for 29 yards. The Liberty drive lasted 10 plays, went 68 yards and took off 5:29 of clock.

Monmouth evened the score on their second play from scrimmage when Matt Choi took a reverse, stopped and launched a 68 yard touchdown to tight end Hakeem Valles. Monmouth's drive covered 75 yards and took just 42 seconds off the clock.

MU's defense recorded its first turnover in two games when Tyler Thompson recovered an Abnar fumble at the MU 44. The Hawks drove down to the Liberty 42 but penalties plagued the drive forcing a punt.

Liberty drove 80 yards on their next possession, moving ahead of Monmouth 14-7 on a 31 yard TD strike from Woodrum to Peterson after a penalty tacked on 15 yards to an 11 yard QB run. The score gave Liberty a 14-7 lead with 14:31 to play in the second quarter.

The Hawks battled right back on a six play scoring drive, started off by a 20 yard completion from Hill to Choi. That play was followed up by a 45 yard scamper by Chaney down to the LU 10. Three plays later Hill rolled left and hit Jake Mauro for a three yard touchdown to tie the game up 14-14. Chaney's 45 yard run was a career long for the sophomore.

Liberty took a late lead to end the half with a 26 yard John Lunsford field goal as time expired as the flames led 17-14.

Down three to start the second half, Monmouth rattled off a 15-play 68 yard drive that ended in a 24 yard Lucas Santangelo to tie the game at 17-17.

The Flames regained the lead on a 13 yard Woodrum to Henderson touchdown pass on third down. The drive went 68 yards on six plays and was jumpstarted by a 44 yard pass to Jaquan Glover. After the 68 yard drive, Liberty led 24-17 with 5:07 to play.

Monmouth answered back on the ensuing drive, with Hill connecting with Darren Ambush for a 37 yard touchdown strike with 3:30 left in the third quarter. The TD capped a quick scoring drive for MU, which went 81 yards on five plays over the span of 90 seconds.

Liberty embarked on a 15 play scoring drive to finish off the third quarter and start the final frame, pulling back in front 31-24 on a five yard DJ Abnar run.

Monmouth got out to the Liberty 49 on its next drive but on third down Hill was hit while throwing and Liberty recovered the ball at the Monmouth 42. The Flames grinded out almost five minutes of the clock on the ensuing drive, getting down to the MU 10 before having to settle for Lunsford's second field goal of the day, this one from 27 yards out.

<b>MONMOUTH</b>	<b>7</b>	<b>7</b>	<b>10</b>	<b>0</b>	<b>- 24</b>
<b>LIBERTY</b>	<b>7</b>	<b>10</b>	<b>7</b>	<b>10</b>	<b>- 34</b>

- LIB - Abnar 5yd run (Lunsford kick), 10-68 5:29 1st
- MU - Valles 68yd pass from Choi (Santangelo kick), 2-75 0:42 1st
- LIB - Peterson 31yd pass from Woodrum (Lunsford kick), 7-80 3:07 2nd
- MU - Mauro 3yd pass from Hill (Santangelo kick), 6-75 2:22 2nd
- LIB - Lunsford 26yd field goal, 9-25 3:46 2nd
- MU - Santangelo 24yd field goal, 15-68 6:35 3rd
- LIB - Henderson 13yd pass from Woodrum (Lunsford kick), 6-68 3:08 3rd
- MU - Ambush 37yd pass from Hill (Santangelo kick), 5-81 1:30 3rd
- LIB - Abnar 2yd run (Lunsford kick), 15-77 8:03 4th
- LIB - Lunsford 27yd field goal, 9-33 4:37 4th

	<b>MU</b>	<b>LIB</b>
<b>First Downs</b>	15	24
<b>Rushes - Yards</b>	23-87	52-201
<b>Passing Yards</b>	257	203
<b>Passes (C-A-I)</b>	29-19-0	19-13-0
<b>Total Offense</b>	52-344	71-404
<b>Fumbles-Lost</b>	1-1	2-1
<b>Penalties-Yards</b>	7-60	4-45
<b>Time of Possession</b>	22:07	37:53

**RUSHING:** MU-Chaney, 14-92; Richards, 3-12; Choi, 1-8; Davenport, 1-0; Hill, 4-minus 25. LIB-Abnar 39-164; Woodrum, 11-32; Peterson, 1-3; Kaigler, 1-2.

**PASSING:** MU-Hill, 18-28-0-189; Choi, 1-1-0-68. LIB-Woodrum, 13-19-0-203.

**RECEIVING:** MU-Chaney, 6-33; Davenport, 5-36; Valles, 2-83; Richards, 2-42; Choi, 2-23; Ambush, 1-37; Mauro, 1-3. LIB-Henderson 4-52; Herman, 2-32; Kelly, 2-23; Glover, 1-44; Peterson, 1-31; Fua-lau, 1-9; Couamin, 1-8; Abnar, 1-4.

## COASTAL CAROLINA 52 MONMOUTH 21

Nov. 22, 2014 • Brooks Stadium • Conway, S.C.

**CONWAY, S.C.-** Coastal Carolina (11-0, 4-0 Big South), the number one team in the nation, used an explosive second half to overcome Monmouth (5-5, 0-4) 51-21 on Saturday evening at Brooks Stadium

Monmouth cut Coastal's lead to 28-14 after scoring on the first drive of the third quarter but the Chanticleers rattled off 17 unanswered points to take a commanding lead halfway through the fourth quarter.

Coastal was led by Preseason Offensive Player of the Year Alex Ross, who threw for 255 yards and three touchdowns while running for 66 yards and another score. Running back De'Angelo Henderson finished with 110 yards on 13 carries while wideout John Israel had 111 yards on eight carries. Preseason Big South Defensive Player of the Year Quinn Backus led all defensive players with 12 tackles, including three solo stops.

Fifth year senior Greg DePugh threw for 258 yards and two touchdowns in his first career start. Wideout Neal Sterling finished with eight catches for 136 yards and a pair of touchdowns, while setting the Monmouth career receptions record along the way. Lavon Chaney finished with 60 yards rushing and 43 yards receiving for 103 all-purpose yards. DePugh got the nod for Brandon Hill, who was unable to play due to an injury.

Coastal Carolina drove 75 yards on 10 plays to start the game, taking a 7-0 lead on a one-yard De'Angelo Henderson run. After a Monmouth punt on its first possession, Chanticleer quarterback Alex Ross threw his first of two touchdowns in the opening half, this one a 21 yarder to Tyrell Blanks who had gotten behind the MU secondary. As the first quarter came to a close, Coastal Carolina led 14-0.

CCU extended its lead to 21-0 on the first play of the second quarter after Ross took a designed run for 17 yards to paydirt. The seven-play, 81 yard drive took just 2:01 off the clock.

Monmouth got on the board with an explosive play on its next drive when DePugh unleashed a pass to Sterling who grabbed the ball over the defender then raced 73 yards for a touchdown. Sterling's fourth reception of the game tied the Monmouth record for most career receptions and cut the Coastal lead to 21-7 with 14:33 left in the second quarter.

Sterling became Monmouth's all-time leading pass catcher later in the second quarter when he grabbed a 15 yard reception on fourth and three. The Hawks got deep into Coastal territory but a 36 yard field goal attempt went astray, keeping the score 28-7 with a shade over a minute remaining in the half.

Ross made one of his few mistakes in the first half when he escaped pressure and forced a ball that was intercepted by junior Joe Johnson. The Hawks ran out of time to convert the turnover into points, as DePugh tossed a last second pass to the endzone which was intercepted by Coastal as time expired.

DePugh engineered an 8-play 73 yard drive to open the second half that ended with a three-yard Chaney touchdown run. DePugh hit Sterling for 13 on a third and 12 early in the drive and Chaney set up the score with a 33 yard run that ended at the CCU three yard line. The score halved Coastal's lead, 28-14 with 10:41 to play in the third quarter.

Coastal roared right back, getting into Monmouth territory on a 46 yard run by Henderson. Monmouth had back-to-back big plays from the linebacker position, first a seven yard sack on Ross by Dan Sullivan p by a screen dropped at the line of scrimmage by Payton Minnich. CCU converted on third-and-long, this time with Ross connecting with John Israel for a 26 yard touchdown. The score put CCU up 35-14 midway through the third quarter.

<b>MONMOUTH</b>	<b>0</b>	<b>7</b>	<b>7</b>	<b>7</b>	<b>- 21</b>
<b>COASTAL CAROLINA</b>	<b>14</b>	<b>14</b>	<b>10</b>	<b>14</b>	<b>- 52</b>

- CCU - Henderson 1yd run (Catron kick), 10-75 4:03 1st
- CCU - Blanks 21yd pass from Ross (Catron kick), 7-64 4:01 1st
- CCU - Ross 17yd run (Catron kick), 7-81 2:01 2nd
- MU - Sterling 73yd pass from Depugh (Santangelo kick), 1-73 0:11 2nd
- CCU - Mapp 6yd pass from Ross (Catron kick) 5-36 2:13 2nd
- MU - Chaney 2yd run (Santangelo kick), 8-73 4:13 3rd
- CCU - Israel 26yd pass from Ross (Catron kick), 5-68 2:14 3rd
- CCU - Granger 40yd field goal, 10-43 3:58 3rd
- CCU - Abercrombie 2yd run (Granger kick) 9-58 3:24 4th
- MU - Sterling 7yd pass from Depugh (Santangelo kick), 3-34 0:39 4th
- CCU - Johnson 15yd run (Granger kick) 10-49 5:53 4th

	<b>MU</b>	<b>CCU</b>
<b>First Downs</b>	14	32
<b>Rushes - Yards</b>	20-51	43-284
<b>Passing Yards</b>	258	276
<b>Passes (C-A-I)</b>	38-22-3	36-23-1
<b>Total Offense</b>	58-309	79-560
<b>Fumbles-Lost</b>	0-0	1-1
<b>Penalties-Yards</b>	2-23	3-15
<b>Time of Possession</b>	25:46	34:14

**RUSHING:** MU-Chaney, 12-60; Davenport, 1-minus 1; Depugh, 7-minus 8. CCU-Henderson, 13-110; Ross, 14-66; Daniels, 2-32; Johnson, 8-28; Silverberg, 1-22; Abercrombie 4-21; Blanks 1-5.

**PASSING:** MU-Depugh, 22-38-3-258. CCU-Ross, 21-34-1-255; Church, 2-2-0-21.

**RECEIVING:** MU-Sterling, 8-136; Chaney, 4-43; Valles, 3-24; Ambush, 3-20; Welch, 2-17; Harris, 1-11; Richards, 1-7. CCU-Israel, 8-111; Wheat, 4-40; Mapp, 3-19; Brown, 3-17; Jones, 2-30; Blanks, 1-21; Henderson, 1-20; Abercrombie, 1-18.



# 2014-15 GAME RECAPS

## MONMOUTH 31 GARDNER-WEBB 15

Nov. 22, 2014 • Monmouth Stadium • West Long Branch, NJ

## HOLY CROSS 27 MONMOUTH 19

Sept. 5, 2015 • Monmouth Stadium • West Long Branch, NJ

**WEST LONG BRANCH, NJ** -Sophomore running back Lavon Chaney ran for 88 yards and a touchdown, and caught six passes for 41 yards as the Monmouth University football team defeated Gardner-Webb, 31-15, for its first-ever Big South victory Saturday afternoon on Kessler Field at Monmouth Stadium. With the win, the Hawks end their season at 6-5 (1-4 Big South), while the Runnin' Bulldogs fall to 4-8 (0-5 Big South). The Hawks finished the season with a program record 322 points.

Jake Mauro ran for a 76-yard touchdown on a fake punt, while Neal Sterling made four receptions for 50 yards. Thaddus Richards had three catches for a team-high 72 yards and a touchdown. Quarterback Brandon Hill threw for 161 yards and a touchdown.

Defensively, Joe Johnson had two interceptions, including one for a 55-yard touchdown return. Darnell Leslie had three sacks and a forced fumble, while Payton Minnich had a game-high 11 tackles to go along with a sack and a forced fumble. Mike Basile also added 10 tackles and an interception.

The Hawks opened the scoring at the 8:23 mark of the first quarter, when Chaney capped a nine-play, 35-yard drive with a three-yard touchdown run. Lucas Santangelo's point-after try was true, giving Monmouth a 7-0 lead.

After a Leslie strip sack, Dan Sullivan picked the ball up and ran it 44 yards back deep into Gardner-Webb territory. Santangelo then knocked through a 30-yard field goal to stake Monmouth to a 10-0 advantage at the 5:49 mark of the first quarter.

After a drive stalled at its own 26 yard line with 8:14 left in the second quarter, Monmouth lined up to punt. But the Hawks sent a direct snap to Mauro, who scampered 76 yards up the gut for the touchdown. Santangelo's PAT was good, giving Monmouth a 17-0 lead.

Gardner-Webb got on the board with 3:19 left in the half on quarterback Lucas Beatty's bootleg left for a three-yard touchdown run, cutting Monmouth's lead to 17-7 at the half.

Monmouth would push its lead to 24-7 on Johnson's 55-yard pick six with 19 seconds left in the third quarter, before pushing the advantage to 31-7 on a 30-yard connection from Hill to Richards with 11:39 left in the fourth quarter. John Coleman (Sparta, N.J./Sparta) was successful on the final two point-after tries.

Gardner-Webb got to within 16 points when Bobby Clark ran for a five-yard touchdown and Beatty found Jacob Henderson for the two-point conversion. But the Hawks kept the Runnin' Bulldogs off the scoreboard the rest of the way to preserve the 31-15 victory.

<b>GARDNER-WEBB</b>	<b>0</b>	<b>7</b>	<b>0</b>	<b>8</b>	<b>15</b>
<b>MONMOUTH</b>	<b>10</b>	<b>7</b>	<b>7</b>	<b>7</b>	<b>31</b>

MU - Chaney 3yd run (Santangelo kick), 9-35 4:06 1st  
 MU - Santangelo 30yd Field goal, 4-44 0:31 1st  
 MU - Mauro 76yd run (Santangelo kick), 7-95 2:37 2nd  
 GWU - Beatty 3yd run (Schumacher kick), 7-95 2:12 2nd  
 MU - Johnson 55yd interception return (Coleman kick), 3rd  
 MU - Richards (30yd pass from Hill (Coleman kick), 5-91 1:50 4th  
 GWU - Clark 5yd run (Henderson pass from Beatty), 11-63 3:40 4th

	<b>MU</b>	<b>GWU</b>
<b>First Downs</b>	11	23
<b>Rushes - Yards</b>	36-191	37-95
<b>Passing Yards</b>	165	257
<b>Passes (C-A-I)</b>	31-14-0	53-32-3
<b>Total Offense</b>	67-356	90-352
<b>Fumbles-Lost</b>	3-3	3-3
<b>Penalties-Yards</b>	10-96	1-10
<b>Time of Possession</b>	26:04	33:56

**RUSHING:** GWU-Blount, 13-33; Maxwell, 4-31; Lewis, 2-13; Clark, 2-8; Beatty, 14-8; Hubbard, 2-2. MU-Chaney 23-88; Mauro, 1-76; Welch, 5-34; Depugh, 1-5; Agyeman, 3-2; TEAM 1-minus 2; Hill, 2-minus 12.

**PASSING:** GWU-Beatty, 32-53-3-257. MU-Hill, 13-29-0-161; Depugh, 1-2-0-4.

**RECEIVING:** GWU-Cook, 8-77; Estes, 7-75; Henderson, 7-48; Cranfill, 3-19; Swinton, 3-8; Jones, 2-24; Blount, 2-6. MU-Chaney, 6-41; Sterling, 4-50; Richards, 3-72; Sumlin, 1-2.

**WEST LONG BRANCH, NJ** - Cody Williams completed 22-of-33 passes for 258 yards and a touchdown in his Monmouth Football debut, but the Hawks opened the season with a 27-19 loss to Holy Cross Saturday afternoon at Monmouth Stadium.

Monmouth almost overcame a trio of turnovers when the Hawks drove down the field to set up a 27-yard field goal from Matt White with 1:18 remaining to cut the deficit to eight. The Blue & White made things interesting as Reggie White Jr. recovered John Coleman's onside kick in stride at the Holy Cross 49-yard line. MU drove down to the 22 but Luke Ford intercepted Williams' third down pass in the end zone with 14 seconds left to end the Hawks' threat.

Chaney finished with 130 all-purpose yards, including four receptions for 31 yards. Williams also rushed 15 times for 38 yards, while Zach Welch matched his yardage on five carries. White Jr. also contributed five receptions for 39 yards and recovered an onside kick late in the fourth quarter. Pat Gray chipped in with a pair of grabs for 36 yards.

Mike Basile led the Monmouth defense with 10 tackles, nine solo, and a pair of pass breakups. Dimitrius Smith and Joe Johnson also had five tackles apiece, while Andrew Jurczynski had a sack.

Holy Cross quarterback Peter Pujals was 16-of-26 passing for 165 yards and a touchdown. He also ran for 38 yards and a touchdown. Diquan Walker ran for a team-high 51 yards and a touchdown on nine carries, while Gabe Guild carried the ball seven times for 48 yards. Brendan Flaherty caught four passes for 22 yards and a touchdown, while Jake Wieczorek had three receptions for a team-high 45 yards. Kalif Raymond had three catches for 27 yards and Lucas Nikolaisen hauled in two passes for 25 yards.

After the Hawks went three-and-out on the first possession of the game, Holy Cross responded with a four-play, 42-yard drive, punctuated by Walker's one-yard touchdown run. The key play on the drive was Gabe Guild's 33-yard run to the Monmouth one-yard line on 3rd-and-2.

Monmouth responded with an 11-play, 54 yard drive that culminated with Matt White's 38-yard field goal. Williams converted a 3rd-and-11, connected with Hakeem Valles on a 23-yard pass, before Chaney ran for another first down on 3rd-and-3. On the next play, Williams scampered for 14 yards, while Holy Cross was assessed a 15-yard penalty for a late hit out of bounds. But the Hawks' drive stalled and White split the uprights from 38 yards out, cutting the deficit to 7-3.

Holy Cross countered with a seven-play, 85-yard drive that Pujals punctuated with a 15-yard run up the middle for a touchdown. The Crusaders got on the board once again, capitalizing when Williams couldn't handle a snap out of the shotgun deep in Monmouth territory. Holy Cross recovered at the five-yard line and, after a five-yard penalty against the Crusaders, Pujals connected with Brendan Flaherty on a 10-yard touchdown pass to make it 21-3.

The Crusaders punted to the Monmouth 19 with 34 seconds left in the half. But Williams connected with Ambush on a screen and the junior wide receiver cut through the defense for an 81-yard touchdown. The Hawks went for two, but Reggie White came down with the ball out of bounds at the back of the end zone, leaving the score at 21-9 at the half.

After a scoreless third quarter, Monmouth cut the deficit to 21-16 on Chaney's two-yard run on a direct snap. The run capped a 13-play, 56 yard drive at the 13:25 mark of the fourth quarter. The Hawks converted their third fourth-down conversion of the half on a seven-yard sweep by Ambush to the two-yard line before Chaney punched it in on second down.

But Holy Cross turned a pair of Monmouth turnovers on their next two possessions into two Connor Fitzgerald field goals at the 9:52 and 5:11 marks to push its lead to 27-16.

<b>HOLY CROSS</b>	<b>14</b>	<b>7</b>	<b>0</b>	<b>6</b>	<b>27</b>
<b>MONMOUTH</b>	<b>3</b>	<b>6</b>	<b>0</b>	<b>10</b>	<b>19</b>

HC - Walker 1yd run (Co. Fitzgerald kick), 4-42 1:37 1st  
 MU - White 38yd Field goal, 11-54 5:15 1st  
 HC - Pujals 15yd run (Co. Fitzgerald kick), 7-85 2:37 1st  
 HC - Flaherty 10yd pass from Pujals (Co. Fitzgerald kick), 1-5 0:34 2nd  
 MU - Ambush 81yd pass from Williams (Williams pass failed), 0:15 2nd  
 MU - Chaney 2 yd run (White kick), 13-56 6:14 4th  
 HC - Co. Fitzgerald 22 yd field goal, 4-7 1:17 4th  
 HC - Co. Fitzgerald 40 yd field goal, 8-55 3:21 4th  
 MU - White 27 yd field goal, 12-65 3:53 4th

	<b>HC</b>	<b>MU</b>
<b>First Downs</b>	13	20
<b>Rushes - Yards</b>	29-136	44-164
<b>Passing Yards</b>	165	258
<b>Passes (C-A-I)</b>	26-16-0	22-33-2
<b>Total Offense</b>	55-301	77-422
<b>Fumbles-Lost</b>	0-0	3-2
<b>Penalties-Yards</b>	6-55	8-63
<b>Time of Possession</b>	25:19	34:41

**RUSHING:** HC-Walker, 9-51; Guild, 7-48; Pujals, 10-38; Bell, 1-3; Team, 2- minus 4. MU-Chaney 20-99; Welch 5-38; Williams 15-38; Ambush 2-14; White Jr. 1- minus 5.

**PASSING:** HC-Pujals, 16-26-0-165. MU-Williams 22-33-2-258.

**RECEIVING:** HC-Flaherty 4-22; Wieczorek 3-45; Raymond 3-27; Nikolaisen 2-25; Guild 2-2; Lacy 1-38; Walker 1-6 MU-Ambush 6-102; White JR. 5-39 ; Chaney 4-31; Gray 2-36; Valles 2-34; Ezemma 2-13; Welch 1-3.

# 2015 GAME RECAPS

## CENTRAL MICHIGAN 31 MONMOUTH 10

Sept. 12, 2015 • Kelly/Shorts Stadium • Mount Pleasant, MI

**MOUNT PLEASANT, MI-** In the program's first contest against a Football Bowl Subdivision opponent, Monmouth University's (0-2) football team fell 31-10 to Central Michigan in front of 20,092 fans on Saturday afternoon.

Central Michigan scored 24 of its points in the second frame, including three touchdown passes from junior quarterback Cooper Rush. The Hawks turned the tide a bit in the second half, holding the Chippewas to 100 yards of total offense while keeping the Mid-American Conference team off the board. Monmouth scored on the opening drive of the second half and threatened to score in the four quarter but ultimately fell by 21 points.

Monmouth took the opening drive the second half 75 yards, cutting the CMU lead to 31-10 on a seven yard Zach Welch touchdown. It was the Hawks' most impressive drive of the day as Monmouth went 75 yards on 14 plays.

MU's defense would hold CMU off the scoreboard for the entire second half but Monmouth's only other scoring threat ended in an interception at the CMU seven yard line late in the fourth quarter. Freshman safety Deonta Fair recorded MU's first turnover of the season when he intercepted Rush at the Monmouth 11 and returned the ball up to the 44 yard line. Monmouth was unable to capitalize on that drive while neither team would add a point in the final quarter and a half.

CMU outgained Monmouth 402 to 181, with a bulk of those yards coming in the second stanza. The Hawk defense held CMU to 74 net rushing yards while gaining 67 of their own. Rush threw for 328 yards and three touchdowns on 25 of 36 passing while Monmouth QB Cody Williams finished 19-of-33 for 114 yards. Tight ends ruled the day as Ben McCord had two catches for 100 yards for CMU while MU fifth-year senior Hakeem Valles had four catches for 48 yards.

On the opening drive Monmouth's defense forced CMU into four third-down conversion attempts, including a pair of third and long situations. But each time the Chippewas answered with a first down to keep the drive alive. Central Michigan got on the board first with after wideout Mark Chapman took a handoff along the left side and dove for the pylon for an 11 yard touchdown. The score put CMU up 7-0, capping a 14 play drive that went 73 yards and covered 5:56 of the clock.

Monmouth got a break after its first defensive stop when CMU's punter Ron Coluzzi shanked a kick that set up MU inside Chippewa territory. One play later Williams had freshman Ugo Ezemma on a flea flicker that would have knotted the game but the redshirt freshman just put the ball out of reach.

CMU took the ball down the field, converting four more third downs en route to its second score of the afternoon. On second and 10 Rush found wideout Corey Willis for a 17 yard touchdown to give the Chips a 14-0 lead.

Central Michigan added a second quarter field goal before the Chippewas hit their lone big play of the game, an 83 yard strike from Rush to tight end Ben McCord. The touchdown put CMU up 24-0 with 7:08 to play in the first half.

Monmouth moved quickly down the field, marching 57 yards on 10 plays before settling for a 37 yard Matt White to put the Hawks back 24-3.

The Chippewas would strike quickly for their final score of the half; with Rush setting up a 1 yard TD pass to Joe Bacci with a 27 yard pass to Willis. The nine-play, 67 yard drive put CMU up 31-3 heading into the break.

Defensively, linebacker Payton Minnich had eight tackles for the Hawks while Anthony McDonnaugh had seven and defensive backs Mike Basile and Joe Johnson had six apiece. Fair added five tackles to his interception.

<b>MONMOUTH</b>	<b>0</b>	<b>3</b>	<b>7</b>	<b>0</b>	<b>- 10</b>
<b>CENTRAL MICHIGAN</b>	<b>7</b>	<b>24</b>	<b>0</b>	<b>0</b>	<b>- 31</b>

CMU - Chapman 11 yd run (Eavey kick), 14-73 5:56 1st		
CMU - Willis 17 yd pass from Rush (Eavey kick), 12-71 5:18 2nd		
CMU - Eavey 30 yd field goal, 7-29 3:20 2nd		
CMU - McCord 83 yd pass from Rush (Eavey kick), 2-76 0:55 2nd		
MU - White 37 yd field goal, 10-57 3:15 2nd		
CMU - Bacci 1 yd pass from Rush (Eavey kick), 9-67 3:37 2nd		
MU - Welch 7 yd run (White kick), 14-75 5:09 3rd		

	<b>MU</b>	<b>CMU</b>
<b>First Downs</b>	15	22
<b>Rushes - Yards</b>	31-67	34-74
<b>Passing Yards</b>	114	328
<b>Passes (C-A-I)</b>	19-33-1	25-36-1
<b>Total Offense</b>	64-181	70-402
<b>Fumbles-Lost</b>	0-0	0-0
<b>Penalties-Yards</b>	3-16	7-75
<b>Time of Possession</b>	26:45	33:15

**RUSHING:** MU-Welch 11-37; Royds 5-14; Ambush 1-9; Williams 6-8; Chaney 6-8; Onett 1-2; Team 1-minus 1. CMU- Walker 8-34; Hayes 7-32; Spalding 10-17; Chapman 1-11; Roberson 4-6; Team 2- minus 4; Rush 2- minus 22

**PASSING:** MU-Williams 19-33-1-114. CMU- Rush, 25-36-1-328

**RECEIVING:** MU- Ambush 5-28; Valles 4-45; Royds 3-20; Gray 3-11; White Jr 3-9; Welch 1-1. CMU Chapman 6-61; Rice 5-69; Kroll 5-38; Willis 4-56; McCord 2-100; Roberson 1-10; Bacci 1-1; Walker 1- minus 7

## MONMOUTH 31 WAGNER 16

Sept. 19, 2015 • Wagner College Stadium • Staten Island, NY

**STATEN ISLAND- NY-** Monmouth University (1-2) earned its first win of the 2015 season against rival Wagner (0-2) by a score of 31-16.

Monmouth scored on the second play from scrimmage and never looked back while the defense forced four turnovers and held the Wagner offense off the board until the final minute of the game.

Redshirt freshman quarterback Cody Williams (Springfield, MA/ Springfield Central) got his first win, throwing for 243 yards on 23 of 34 passing with a touchdown. Junior wideout Darren Ambush (Dickerson, MD/Urbana) had a career day, finishing with seven receptions for 117 yards, a touchdown and 16 yards rushing. Sophomore safety Mike Basile (Brick, NJ/Brick Memorial) had a career-high 17 total tackles while defensive tackle Dimitrius Smith (Millstone, NJ/Jackson Memorial) had a pair of fumble recoveries and a sack to go along with five tackles (16 TFL yards).

The Hawks rolled up 465 yards of total offense while the defense held Wagner to 3 of 10 on third down, including just one third down through three quarters. The Blue & White have now won four straight in the series and lead overall 13-10.

Monmouth came out of the game firing, scoring on the second play from scrimmage on a Lavon Chaney to Ugo Ezemma (Nanuet, NY/St. Joe's Montvale) 64 yard touchdown pass with just 39 seconds ticked off the clock. Chaney took the handoff left then hoisted the ball up to Ezemma who sprinted uncontested to put the Hawks up 7-0.

After a Wagner field goal, Williams tossed his second touchdown of the season connecting with Darren Ambush for 26 yards in the second quarter. The junior caught the ball on the sideline and dashed to towards the endzone and hit the pylon to put Monmouth up 14-3.

MU's defense yielded just a field goal in the first half and forced a pair of turnovers inside the Wagner 35 but the Hawks came away without points each time. Freshman defensive end Andrew Foster (Manasquan, NJ/Wall/The Hun School/Michigan State) stripped Wagner's running back and defensive tackle Smith jumped on the ball inside the Wagner 30.

The Hawks capitalized of a 15 yard Chaney run in the third quarter and a Zach Welch (Middletown, MD/Middletown) jaunt in the fourth quarter to go up 28-3. Wagner's Otis Wright returned the ensuing kickoff 83 yards for Wagner first touchdown of the game. Matt White (Gibsonia, PA/Mars Area) connected on a 22 yard field goal with 2:30 to play, pushing the score to 31-10. The Seahawks scored a TD with 49 seconds remaining on a four yard pass from back up QB Alex Thomson to Anthony Carrington. It was the first touchdown the Hawk defense allowed in 89 minutes of game time.

Chaney finished with 66 yards on 20 carries with a touchdown while Welch had 63 yards on seven carries for a 9.0 average. Ambush led all receivers with 117 yards while Ezemma had a career-high 79 yards on four receptions.

Wagner's quarterbacks combined for 174 yards on 16-of-26 passing, 62 of which came on the final drive when Thomson went 5-of-6. QB Chris Andrews led the Seahawks on the ground with 55 yards while Wright had 52 yards.

Monmouth wraps up its three-game road stand next Saturday with a 1 p.m. game against Fordham.

<b>MONMOUTH</b>	<b>7</b>	<b>7</b>	<b>7</b>	<b>10</b>	<b>- 31</b>
<b>WAGNER</b>	<b>0</b>	<b>3</b>	<b>0</b>	<b>13</b>	<b>- 16</b>

MU - Ezemma 64 yd pass from Chaney (White kick), 2-68 0:39 1st		
WC - Maley 41 yd field goal, 9-40 4:54 2nd		
MU - Ambush 26 yd pass from Williams (White kick), 9-75 3:44 2nd		
MU - Chaney 15 yd run (White kick), 15-72 5:45 3rd		
MU - Welch 3 yd run (White kick), 2-7 0:40 4th		
WC - Wright 83 yd kickoff return (Maley kick) 4th		
MU - White 22 yd field goal, 19-69 9:04 4th		
WC - Carrington 4 yd pass from Thomson (Thomson pass failed), 8-69 1:37 4th		

	<b>MU</b>	<b>WC</b>
<b>First Downs</b>	23	17
<b>Rushes - Yards</b>	42-158	31-127
<b>Passing Yards</b>	307	174
<b>Passes (C-A-I)</b>	24-36-1	16-26-2
<b>Total Offense</b>	78-465	57-301
<b>Fumbles-Lost</b>	1-0	2-2
<b>Penalties-Yards</b>	6-87	8-62
<b>Time of Possession</b>	32:33	27:27

**RUSHING:** MU- Chaney 20-66; Welch 7-63; Ambush 1-16; Williams 12-16; Team 2-minus 3. WC- Andrews 11-55; Wright 12-52; McKinnon 5-17; Thomson 2-7; Carrington 1-minus 4.

**PASSING:** MU- Williams 23-34-0-243; Chaney 1-2-1-64. Wagner- Andrews 11-20-2-112; Thomson 5-6-62.

**RECEIVING:** MU- Ambush 7-117; Chaney 5-28; Ezemma 4-79; White Jr 3-39; Gray 3-24; Valles 1-16; Phelps 1-4. WC- Peoples 3-30; Owens 2-40; Scepamiak 2-26; Carrington 2-25; Greene 2-24; Smith 2-16; Waddell 1-5; Gills 1-4; McKinnon 1-4.



# 2015 GAME RECAPS

## FORDHAM 54 MONMOUTH 31

Sept. 26, 2015 • Jack Coffey Stadium • Bronx, NY

**BRONX-** Turnovers combined with an explosive offensive display by the Rams led to Monmouth's (1-3) 54-31 loss to 16th ranked Fordham (3-1) on Saturday in the Bronx.

The Rams scored on five plays of 18 yards or more while rolling up 551 yards of total offense in the win.

Fordham quarterback Kevin Anderson completed 19-of-27 passes for 340 yards and five touchdowns, which tied a team record in the win. All-American running back Chase Edmonds finished with 18 carries for 95 yards, 56 of which came on one scoring run, but also had two receiving touchdowns on the day. The Ram defense forced five turnovers, while Monmouth's defense was able come away with four of its own.

Monmouth freshmen wideouts Reggie White Jr. and Devin Phelps each had career days for the Blue & White. White Jr. had five catches for 63 yards and a TD while Phelps had five receptions for 53 yards. Quarterback Cody Williams had 71 yards on the ground to add to his 154 yard passing day that came on his 15-of-29 day.

Fordham added to its 18 point halftime lead with a pair of Makay Redd field goals, including a 54 yarder early in the third quarter. Anderson threw his fifth touchdown of the afternoon with 3:43 left in the frame, pushing the Ram lead to 48-17.

Lavon Chaney picked up his second touchdown of the game with 37 seconds left in the third quarter but the Rams answered not long after on a 31 yard scoring jaunt by reserve running back Kendall Pearcey.

Monmouth reserve quarterback Ben Onett finished the scoring by throwing his first career touchdown pass to Reggie White Jr. late in the fourth quarter. White Jr.'s first career touchdown, a 23 yard reception, came with 7:34 left to finish the scoring at 54-31 in favor of the Rams.

Fordham Quarterback Kevin Anderson engineered a scoring drive off the opening kick, getting down to the MU five on a 49 yard pass to wideout Tony Patrignelli. Anderson finished the 10 play drive off with a play action touchdown pass to Corey Caddle with 10:56 remaining in the first quarter.

Monmouth senior LB Anthony McDonough forced a fumble in Fordham territory but on the next play Williams threw his fourth interception of the year. Anderson and company answered with a six-play, 69 yard drive that culminated in a 26 yard Edmonds touchdown.

MU responded with a drive of their own, sparked by a 27 yard Ambush catch and run. Monmouth worked its way down to the Fordham 14 but the Ram defense responded and the Blue & White had to settle for a 35 yard Matt White field goal.

The Blue & White defense forced its first punt but on the next play Williams fumbled when he sacked and Fordham pounced on the loose ball. Three plays later Anderson and Edmond's connected on a 18 yard scoring pass to put the Rams up 21-3 with 14:26 to play in the second quarter.

Chaney and the Hawks answered with an 80 yard drive; spanning almost eight minutes. On second and nine from the Fordham 13, Chaney went off the

left side the line and powered through would be tacklers for his third TD of the year.

Edmonds scored his third TD of the game, racing for 56 yards untouched and the Rams led 28-10 with 4:57 to play in the half.

Monmouth senior Joe Johnson came up with the defense's biggest play of the half, intercepting Anderson on and returning the ball 45 yards to the Fordham 22.

Two plays later Williams hit Pat Gray who cut back against the grain and to the endzone to cut the Ram lead to 28-17 with just under one minute to play.

Fordham, not content to run the ball out with the wind at its back, hit another big play as Anderson found a wide open Jordan Allen for a 60 yard touchdown with 27 seconds left in the half.

<b>MONMOUTH</b>	<b>3</b>	<b>14</b>	<b>7</b>	<b>7</b>	<b>- 31</b>
<b>FORDHAM</b>	<b>14</b>	<b>21</b>	<b>13</b>	<b>6</b>	<b>- 54</b>

- FU - Caddle 5 yd pass from Anderson (Redd Kick) 10-86, 4:04 1st
- FU - Edmonds 24 yd pass from Anderson (Redd Kick) 6-69, 2:17 1st
- MU - White 35 yd field goal 10-55, 4:39 1st
- FU - Edmonds 18 yd pass from Anderson (Redd Kick) 3-33, :35 2nd
- MU - Chaney 13 yd run (White Kick) 13-80, 7:27 2nd
- FU - Edmonds 56 yd run (Redd Kick) 3-71, 1:49 2nd
- MU - Gray 22 yd pass from Williams (White Kick) 2-20, :38 2nd
- FU - Allen 60 yd pass from Anderson (Redd Kick) 1-65, :21 2nd
- FU - Redd 29 yd field goal, 5-30, 1:30 3rd
- FU - Redd 54 yd field goal, 6-15, 2:44 3rd
- FU - Longi 10 yd pass from Anderson (Redd Kick) 8-80, 2:25 3rd
- MU - Chaney 7 yd run (White Kick) 5-24 1:43 3rd
- FU - Pearcey 21 yd run (Redd Kick blocked) 6-47 1:59 4th
- MU - White Jr 23 yd pass from Onett (White Kick) 6-54, 2:15 4th

	<b>MU</b>	<b>FU</b>
<b>First Downs</b>	17	28
<b>Rushes - Yards</b>	36-161	39-184
<b>Passing Yards</b>	202	367
<b>Passes (C-A-I)</b>	19-33-3	21-30-2
<b>Total Offense</b>	363	551
<b>Fumbles-Lost</b>	3-2	3-2
<b>Penalties-Yards</b>	9-100	6-45
<b>Time of Possession</b>	30:35	29:25

**RUSHING:** MU - Williams 6-71; Chaney 19-68; Welch 6-11; Ambush 3-10; Onett 2-1. FU - Edmonds 18-95; Pearcey 8-43; Anderson 8-35; Brevard 4-16; TEAM 1- minus 5

**PASSING:** MU - Williams 15-29-3-154; Onett 4-4-48. FU - Anderson 19-27-2-340; Medlock 2-3-0-27

**RECEIVING:** MU -White Jr 5-63; Phelps 5-53; Ambush 3-42; Chaney 2-7; Valles 2-6; Gray 1-22; Williams 1-9. FU - Cantelli 7-119; Longi 4-78; Caddle 4-32; Edmonds 2-42; Odum 2-24; Allen 1-60; Pearcey

## MONMOUTH 31 BRYANT 24

Oct. 3, 2015 • Monmouth Stadium • West Long Branch, NJ

**WEST LONG BRANCH, NJ** - Redshirt freshman quarterback Cody Williams connected with sophomore wideout Reggie White, Jr. on two touchdowns, including a 50-yard screen pass for the go-ahead score as the Monmouth University football team outlasted Bryant, 31-24, Saturday afternoon at a rain-soaked Monmouth Stadium. Williams also ran for a 22-yard touchdown as the Hawks improved to 2-3 on the season. Bryant falls to 2-2 with the loss.

Lavon Chaney rushed 23 times for 140 yards and added three receptions for 30 yards. Williams finished with 70 yards on the ground. Fifth-year senior Pat Gray caught five passes for 40 yards, while Darren Ambush made four receptions for 37 yards.

Mike Basile had a team-high 10 tackles and a quarterback hurry, while John Siczkowski returned an interception five yards for a touchdown and added two tackles for loss. Anthony McDonough also added six tackles, including 1.5 for loss. Joe Johnson chipped in with an interception, a pass breakup and five tackles, while Malcolm Powers also added an interception.

Bryant quarterback Dalton Easton finished with 256 yards passing and two touchdowns, one each to Chad Ward and Jose Depadua. Ward led the Bulldogs with four receptions for 105 yards, while Depadua finished with 43 yards receiving. Taylor Barthelette made three catches for 41 yards and secured a two-point conversion from Easton. Ricardo McCray led Bryant on the ground with 94 yards and a touchdown.

Monmouth scored on its opening possession for the second time this season as Williams capped a 10-play, 75-yard drive with a 22-yard scamper on 4th-and-2. Matt White's extra point was good as the Hawks took a 7-0 lead at the 11:20 mark of the first quarter. A 14-yard Chaney run and a 12-yard reception by Ambush got the Hawks into Bryant territory, before Williams drew the Bulldogs offside on 4th-and-1 to again move the sticks, setting up the redshirt freshman quarterback's touchdown run on the next set of downs.

After Monmouth stopped Bryant short of the 50, the Hawks moved 12 plays for 85 yards covering 6:01 on another touchdown drive. Williams converted a 3rd-and-6 with a 25-yard swing pass to Chaney, getting the Hawks into Bryant territory. He then completed a six-yard pass to Ambush on 3rd-and-3 to move the chains. Williams picked up another fourth-down conversion with a nine-yard run on 4th-and-6 from the Bryant 25. On the next play, Williams found Reggie White Jr., in the back, left corner of the end zone for 16 yards and the score. Matt White's extra point was good, putting Monmouth on top, 14-0, at the 3:04 mark of the first.

After both teams saw their next drive stall, Bryant moved 67 yards on five plays over 2:16 to get into the end zone. McCray ran four times for 57 yards, including a 38-yard run off left tackle for the score. The extra point was good, making it 14-7 Monmouth with 12:56 left in the second quarter.

Bryant capped a seven-play, 54-yard drive when Easton connected with Depadua over the middle for a 19-yard touchdown on 3rd-and-7 to tie the game at 14-14 with 6:30 left in the second quarter. Easton's 18-yard pass to Keenan Thompson got the Bulldogs into Monmouth territory, before a 15-yard connection with Barthelette gave Bryant another first down at the Monmouth 22.

Monmouth took a 17-14 lead with 6:15 left in the third, when White hit a career-long 40-yard field goal with the wind at his back. Williams converted the Hawks' third fourth-down opportunity of the game with a 27-yard run into Bryant territory on the drive.

The Bulldogs downed the punt at the Monmouth 1 and Chaney was tackled a yard deep in the end zone for a safety on the Hawks' first play from scrimmage, cutting Monmouth's lead to 17-16 with 2:05 left in the third quarter.

Monmouth later

returned the favor in the punting game, with Matt White pinning the Bulldogs inside the one early in the fourth quarter. Bryant couldn't move beyond the one, with Easton's pass on 3rd-and-10 being tipped and intercepted for a pick six by Siczkowski. The senior linebacker returned it five yards for the touchdown and Matt White's extra point was good, giving Monmouth a 24-16 lead with 11:32 left.

Bryant took little time to respond, with Easton connecting with Ward on play action for a 68-yard touchdown pass on the Bulldogs' first play from scrimmage. Bryant successfully went for two, with Easton rolling out to the right to find Barthelette to tie the game at 24-24 with 11:12 remaining.

<b>BRYANT</b>	<b>0</b>	<b>14</b>	<b>2</b>	<b>8</b>	<b>- 24</b>
<b>FORDHAM</b>	<b>14</b>	<b>0</b>	<b>3</b>	<b>14</b>	<b>- 31</b>

- MU - Williams 22 yd run (White Kick) 10-75, 3:40 1st
- MU - White Jr 16 yd pass from Williams (White Kick) 12-85, 6:01 1st
- BRY - McCray 38 yd run (Perez Kick) 5-67, 2:16 2nd
- BRY - Depadua 19 yd pass from Dalton (Perez Kick) 7-54, 4:17 2nd
- MU - White 40 yd field goal, 8-38, 3:45 3rd
- BRY - Team safety, 3rd
- MU - Siczkowski 5 yd interception return (White Kick) 4th
- BRY - Ward 68 yd pass from Easton (Barthelette pass from Dalton) 1-68, :11 4th
- MU - White Jr 50 yd pass from Williams (White Kick) 4-61, 0:48 4th

	<b>BRY</b>	<b>MU</b>
<b>First Downs</b>	16	21
<b>Rushes - Yards</b>	26-110	38-216
<b>Passing Yards</b>	255	210
<b>Passes (C-A-I)</b>	17-33-3	19-31-1
<b>Total Offense</b>	365	426
<b>Fumbles-Lost</b>	0-0	1-1
<b>Penalties-Yards</b>	8-84	7-46
<b>Time of Possession</b>	26:39	33:21

**RUSHING:** BRY - McCray 15-94; Canevari 9-14; Easton 2-2. MU - Chaney 23-140; Williams 14-70; Ambush 1-6

**PASSING:** BRY - Easton 16-32-3-256; McCray 1-1-0-minus 1. MU - Williams 19-31-1-210

**RECEIVING:** BRY - Ward 4-105; Depadua 3-43; Barthelette 3-41; Lavin 3-32; McCray 2-17; Thompson 1-18; Smith 1-minus 1. MU - White Jr

# 2015 GAME RECAPS

## CHARLESTON SO. 37 MONMOUTH 7

Oct. 10, 2015 • Buccaneer Stadium • Charleston, SC

Charleston Southern (4-1, 1-0 Big South) pounded out 275 yards on the ground to edge Monmouth (2-4, 0-1 Big South) 37-7 in both teams Big South opener on Saturday.

In a first half that was mired by heavy rain and winds, Charleston Southern running back Mike Holloway scored a pair of touchdowns to help his team to a 17-0 lead going into the break. Holloway would score once more in the second half as part of his three-touchdown, 78 yard rushing day. Darius Hammond also had 64 yards rushing while quarterback Austin Brown had 38 yards rushing and 124 through the air.

The Monmouth defense was paced by Mike Basile who recorded a game-high 13 tackles, including one for a loss.

Charleston Southern scored on its opening drive after forcing a Monmouth three-and-out, going 63 yards on seven plays, six of which were runs. CSU's Holloway went uncontested on an option play to the left for five yards to put his squad up 7-0 with 9:12 to play in the first quarter.

Monmouth got its best field position of the half after senior Joe Johnson stripped CSU's Mike Holloway and recovered the ball at the CSU 49. Chaney ripped off a big run on first down but the Hawks took a 14 yard loss on a bad snap and then couldn't convert on fourth down and the Bucs still led 7-0.

Hammond set up the second Buccaneer score, returning a Monmouth punt 43 yards down to the MU 20 yard line. One play later Holloway put CSU up 13-0 on an option right, with the junior just catching the corner of the pylon for his second TD of the game.

The Buccaneers drove down to the Monmouth five late in the first half but the Hawks defense held, forcing CSU to settle for a 22 yard field goal and a 16-0 lead going into halftime.

Holloway scored his third TD of the day on a fourth and one from the MU five; taking an inside handoff to pay dirt to extend CSU's lead to 23-0 with 10:55 left in the third quarter.

Hammond added a touchdown from four yards out to put the score at 30-0 with 4:24 left in the third quarter. Reserve quarterback Daniel Croghan scored the Buc's final TD of the game on a two-yard keeper that put CSU ahead 37-0.

The Hawks scored their first points in seven-plus quarters against CSU when Williams tallied his second career rushing TD late in the fourth quarter.

Monmouth was held to 115 yards of total offense, the second

fewest in school history. CSU finished with 398 yards of total offense, while neither team was efficient on third down. The Hawks were 1-of-13 on third down while CSU didn't fare much better, going 2-of-11.

Williams finished 9-of-19 passing for 46 yards. Lavon Chaney had 12 carries for 56 yards, including a 17 yard run in the third quarter. Sophomore Michael Jolly (Springfield, VA/Robert E. Lee) averaged 7.4 yards per rush, carrying the rock five times for 37 yards.

<b>MONMOUTH</b>	<b>0</b>	<b>0</b>	<b>0</b>	<b>7</b>	<b>- 7</b>
<b>CHARLESTON SOUTHERN</b>	<b>7</b>	<b>9</b>	<b>14</b>	<b>7</b>	<b>- 37</b>

CSU - Holloway 5 yd run (Tekac kidck) 7-63, 4:04 1st  
 CSU - Holloway 20 yd run (Perera rush failed) 1-20, 0:08 1st  
 CSU - Tekac 22 yd field goal, 8-48, 4:40 2nd  
 CSU - Holloway 4 yd run (Tekac kick) 7-60, 3:59 3rd  
 CSU - Hammond 1 yd run (Tekac kick) 8-79, 4:36 3rd  
 CSU - Croghan III 2 yd run (Tekac kick) 7-49, 4:43 4th  
 MU - Williams 6 yd run (White kick) 8-44, 3:16 4th

	<b>MU</b>	<b>CSU</b>
<b>First Downs</b>	6	21
<b>Rushes - Yards</b>	31-69	5-275
<b>Passing Yards</b>	46	123
<b>Passes (C-A-I)</b>	9-19-0	9-14-0
<b>Total Offense</b>	115	398
<b>Fumbles-Lost</b>	2-0	3-1
<b>Penalties-Yards</b>	1-5	5-30
<b>Time of Possession</b>	<b>24:37</b>	<b>35:23</b>

**RUSHING:** MU - Chaney 12-51; Jolly 5-37; Williams 13-minus 5; Team 1-minus 14. CSU - Holloway 14-78; Hammond 10-64; Robinson 6-51; Brown 7-38; Barnwell 2-32; Croghan III 5-18; Allen 3-minus 1; Fraise 2-minus 2; Scotland 1-minus 3.  
**PASSING:** MU - Williams 9-19-0-46. CSU - Brown 8-12-0-124; Croghan III 1-2-0-minus 1.  
**RECEIVING:** MU - Valles 2-21; Ambush 2-20; Ezemma 1-6; White Jr. 1-3; Chaney 1-0; Grasso 1-minus 1; Gray 1-minus 3. CSU - Perera 3-49; Prater 3-45; Davis 1-18; Robinson 1-12; Allen 1-minus 1.

## MONMOUTH 20, No. 22 LIBERTY 17

Oct. 17, 2015 • Monmouth Stadium • West Long Branch, NJ

The Monmouth University football team's defense forced three turnovers and sophomore kicker/punter Matt White hit the game-tying and game-winning field goals at the end of regulation and in overtime, respectively, as the Hawks stunned No. 22 Liberty, 20-17, Saturday afternoon at Monmouth Stadium. With the win, the Hawks improve to 3-4 (1-1 Big South), while the Flames fall to 3-4 (0-2 Big South).

It was the first win over a top-25 team in the 23 year history of the Monmouth football program.

Cody Williams completed 17-of-34 passes for 194 yards, while also rushing for 17 yards and a touchdown. Lavon Chaney rushed for 70 yards and a touchdown, while Darren Ambush caught a team-high six passes for 45 yards. Reggie White, Jr. made four catches for a team-high 79 yards, including a key, full-extension diving grab for 30 yards down the left sideline on the Hawks' fourth-quarter drive to tie the game. Matt White was true on field goals of 35 and 37 yards.

Defense was the story in the first half, as the Hawks forced two turnovers and blocked a field-goal attempt. Minnich's fumble recovery and 25-yard return put Monmouth in Liberty territory, as did Jurczynski's 26-yard interception return of a Woodrum screen pass.

The Hawks also held on 3rd-and-goal from their own 1-yard line, with Tre Nelson dropping Woodrum on to push the Flames off the goal line. McDonnaugh then blocked John Lunsford's 27-yard field goal to give the Hawks the ball back with 2:31 left in the half.

Monmouth then marched 80 yards on eight plays, covering 1:44 for the game's first points. A Williams sneak over the goal line gave the Hawks the lead and White's extra point made it 7-0 Monmouth at the half.

Liberty finally got on the board with 12:47 left in the fourth quarter, moving 70 yards on 15 plays over 5:27 to set up Lunsford's 30-yard field goal from the left hash, cutting Monmouth's lead to 7-3. Monmouth had the answer, however, driving 75 yards on 11 plays over 4:43, culminating in Chaney's one-yard plunge over the goal line to give the Hawks a 14-3 lead with 7:57 to play. A 28-yard completion to White, Jr., got Monmouth into Liberty territory, before Williams connected with Ambush on an 18-yard pass play on 3rd-and-17 to the Flames' two-yard line. After Williams snuck the ball halfway to the goal line on first down, Chaney ran off left guard for the score.

The scoring continued with Liberty getting its first touchdown of the game with 4:24 remaining on Desmond Rice's eight-yard run off an option pitch to the right on 3rd-and-8. Jurczynski stuffed Woodrum on a QB keeper up the middle to prevent the two-point conversion and preserve a 14-9 Monmouth lead.

The Hawks went three-and-out on their next possession and White punted 54 yards to the Liberty 17. However, a 15-yard unsportsmanlike conduct penalty pushed the Flames to the 32. Woodrum completed four-straight passes to get Liberty down to the Monmouth one-yard line before Todd Macon punched it over the goal line to give the Flames their first lead of the game, 15-14. Woodrum then hit Canon Smith over the middle for a successful two-point conversion and a 17-14 lead with 1:11 left in regulation.

Starting from its own 20-yard line, Monmouth moved 62 yards on 10 plays to set up White's game-tying 35-yard field goal. Williams hit Ambush for 13 yards, before going over the top down the left sideline to hit a diving White, Jr., for 30 yards into Liberty territory. On 3rd-and-10, Williams hit Hakeem Valles over the middle on a crossing pattern for 19 yards before the fifth-year senior tight end got out of bounds at the 18-yard line. Following a pair of incomplete passes, White came on and hit the 35-yard field goal as time expired on regulation, tying the game at 17-17 and sending it to overtime.

Liberty was first to possess the ball in the overtime session. Woodrum hit Rice for seven yards on 3rd-and-8, with McDonnaugh coming up with the stop short of the line to gain. The Flames ran an option left on fourth down, but Rice fumbled Woodrum's pitch and Dimitrius Smith fell on the ball to turn possession back over to the Hawks.

Chaney rushed twice for a combined eight yards and first and second downs, before Williams took a three-yard loss to center the ball for White. The sophomore's 37-yard attempt split the uprights to clinch the 20-17 victory for the Hawks.

<b>LIBERTY</b>	<b>0</b>	<b>0</b>	<b>0</b>	<b>17</b>	<b>0- 17</b>
<b>MONMOUTH</b>	<b>0</b>	<b>7</b>	<b>0</b>	<b>10</b>	<b>3- 20</b>

MU - Williams 1 yd run (White kick) 8-80, 1:44 2nd  
 LU - Lunsford 30 yd field goal, 15-70, 5:27 4th  
 MU - Chaney 1 yd run (White kick) 11-75, 4:43 4th  
 LU - Rice 8 yd run (Woodrum rush fumbled) 11-74, 3:27 4th  
 LU - Macon 1 yd run (Smith pass from Woodrum) 5-83, 1:31 4th  
 MU - White 35 yd field goal, 10-62, 1:05 4th  
 MU - White 37 yd field goal, 4-5 15:00

	<b>MU</b>	<b>LU</b>
<b>First Downs</b>	14	28
<b>Rushes - Yards</b>	30-103	31-66
<b>Passing Yards</b>	194	336
<b>Passes (C-A-I)</b>	17-34-0	34-53-1
<b>Total Offense</b>	297	402
<b>Fumbles-Lost</b>	0-0	2-2
<b>Penalties-Yards</b>	8-58	3-33
<b>Time of Possession</b>	<b>38:55</b>	<b>36:05</b>

**RUSHING:** LU - Rice 22-67; Macon 2-2; Woodrum 7- minus 3. MU - Chaney 17-70; Williams 8-17; Ambush 2-11; Jolly 3-5.  
**PASSING:** LU - Woodrum 34-53-1-336. MU - Williams 17-34-0-194.  
**RECEIVING:** LU Peterson 13-120; Rice 6-49; Shells 5-86; Parker 4-13; Farrow 2-28; King 2-21; Smith 1-13; Macon 1-6. MU - Ambush 6-45; White Jr. 4-79; Gray 3-16; Valles 2-27; Chaney 1-22; Jolly 1-5.



# 2015 GAME RECAPS

## Coastal Carolina 23, Monmouth 20

Oct. 24, 2015 • Monmouth Stadium • West Long Branch, NJ

WEST LONG BRANCH, NJ – Lavon Chaney ran for a career-high 196 yards and scored three touchdowns, but the Monmouth University football team fell to nationally-ranked No. 1 Coastal Carolina, 23-20, on Ryan Granger's 30-yard field goal as time expired Saturday afternoon at Monmouth Stadium.

A season high 4,591 fans came out to watch the Hawks and Chants on Monmouth's homecoming. With the loss, the Hawks fall to 3-5 (1-2 Big South), while the Chanticleers stay perfect at 6-0 (3-0 Big South).

Chaney rushed for two touchdowns on 24 carries, while also catching three passes for 32 yards, including one for a touchdown. Cody Williams was 18-of-30 passing with a touchdown and an interception, while also rushing nine times for 66 yards. Darren Ambush caught nine passes for 107 yards, while Hakeem Valles added four receptions for 41 yards. Mike Basile led the Monmouth defense with 13 tackles, his sixth-straight game with double-digit stops and his seventh in eight games this season. Malcolm Powers also accounted for two sacks.

Coastal Carolina was led offensively by quarterback Alex Ross, who completed 20-of-31 attempts for 282 yards. Running back De'Angelo Henderson rushed 25 times for 91 yards and a touchdown, representing his 21st-consecutive game with a touchdown and breaking former Hawk Dave Sinisi's Division I FCS record. Bruce Mapp made a team-high six catches for 79 yards, while Tyrell Blanks and John Israel both made five catches for 84 and 70 yards, respectively.

After Coastal Carolina got on the board first with Granger's 30-yard field goal, Monmouth answered with an 11-play, 90-yard drive punctuated by Chaney's three-yard touchdown run to give the Hawks a 7-3 lead at the 3:02 of the first quarter. The Chanticleers grabbed the lead back following an interception deep in their own territory. CCU marched 80 yards on 10 plays, scoring on Henderson's two-yard run on 4th-and-Goal. The run gave CCU a 10-7 lead with 7:14 left in the half.

Monmouth retook the lead with a five-play, 66-yard drive capped by Williams' 17-yard screen pass to Chaney. Hunter McHugh's block in the flat sprung Chaney the final 15 yards for the score. The PAT was no good, resulting in a 13-10 Monmouth lead at the 4:58 mark of the second quarter.

Ross and the Chanticleers capped a seven-play, 63-yard drive with a one-yard QB keeper off left tackle to give CCU a 17-13 lead with 2:07 left in the half. The Hawks got deep into CCU territory in the final minute of the half, but Matt White's 39-yard field-goal attempt sailed wide left to keep the score at 17-13 Coastal Carolina at the half.

Coastal Carolina extended its lead to 20-13 on Granger's 32-yard field goal with 3:30 left in the third quarter, before Monmouth quickly responded with six plays, all on the ground, for 74 yards and a touchdown to tie the game before the end of the period. Chaney ran twice for 22 yards, before a CCU personal foul gave Monmouth 15 more yards. Chaney ran for five yards on first down, followed by runs of two and nine yards by Michael Jolly and Williams to move the ball to the 21-yard line. Chaney then ran off left tackle, broke a tackle and ran into the end zone for the score. White's extra point was good to tie the game at 20-20 with 24.7 seconds left in the third quarter.

The Monmouth defense stopped the Chanticleers twice on their first two drives of the fourth quarter, including a fumble forced by Joe Johnson and recovered by Teddie Martinez. The Hawks' offense took over at its own nine-yard line and Williams completed to Ambush for a 39-yard completion to the 50 on Monmouth's second play of the drive. The Hawks moved seven yards on the next three plays, setting up a 4th-and-3 play from the Coastal Carolina 43-yard line. Monmouth went for it, but Williams scrambled right and couldn't complete the pass to Ugo Ezemma along the sideline, turning the ball back over Coastal Carolina.

The Chanticleers faced a 3rd-and-11 from their own 44-yard line. But Ross hit Israel for 17 yards and a first down to the Hawks' 27-yard line. Ross was successful on another third-down conversion, completing for 12 yards to Blanks to the Monmouth nine-yard line. With Monmouth having exhausted all of its timeouts, Coastal Carolina ran the ball three times with Henderson to wind the clock down to 2.1 seconds and set up Granger's game-winning 30-yard field goal.

**COASTAL** 3 14 3 3- 23

**MONMOUTH** 7 6 7 0- 20

CCU - Granger 30 yd field goal 5-29, 2:07 1st  
 MU - Chaney (White kick) 11-90, 5:28 1st  
 CCU - Henderson 2 yd run (Granger kick) 10-80, 4:01 2nd  
 MU - Chaney 17 yd pass from Williams (White kick failed) 5-66, 2:06 2nd  
 CCU - Ross 1 yd run (Granger kick) 7-63, 2:43 2nd  
 CCU - Granger 32 yd field goal, 9-52, 3:36 3rd  
 MU - Chaney 21 yd run (White kick) 6-74, 2:59 3rd  
 CCU - Granger 30 yd field goal 12-44, 3:02

	CCU	MU
<b>First Downs</b>	22	23
<b>Rushes - Yards</b>	39-107	38-268
<b>Passing Yards</b>	282	207
<b>Passes (C-A-I)</b>	20-31-0	18-30-1
<b>Total Offense</b>	389	475
<b>Fumbles-Lost</b>	1-1	0-0
<b>Penalties-Yards</b>	6-54	3-30
<b>Time of Possession</b>	<b>28:38</b>	<b>31:22</b>

**RUSHING:** CCU - Henderson 25-91; Abercrombie 3-15; Ross 11-1. MU - Chaney 24-196; Williams 9-66; Jolly 5-6.  
**PASSING:** CCU - Ross 20-31-0-282. MU - Williams 18-30-1-207.  
**RECEIVING:** CCU - Mapp 6-79; Blanks 5-84; Israel 5-70; Sattinger 1-21. MU - Ambush 9-107; Valles 4-41; Chaney 3-32; Gray 2-27.

## Kennesaw St. 23, Monmouth 13

Oct. 31, 2015 • Fifth Third Bank Stadium • Kennesaw, GA

KENNESAW, GA- Kennesaw State used 341 rushing yards to control the clock and defeat Monmouth University 23-13 on Saturday at Fifth Third Bank Stadium.

The Owls improved to 6-2 (2-1 Big South) while Monmouth dropped to 3-6 (1-3 Big South) with the loss.

Monmouth came out of the gate scoring on its opening possession but the Owls went on to score 23 unanswered points to take control of the game. The Owls were deadly efficient on third down, converting 12 of 15 while owning a 35:51-24:09 advantage in time of possession.

The Owls finished with 455 yards of total offense with a pair of 100-yard rushers, including Chaston Bennett (124) and Trey White (102). Monmouth junior running back Zach Welch had his finest day as a Hawk, running the ball 16 times for 112 yards.

The Hawks took the opening kickoff down the field on six plays, going up 7-0 on a 12 yard shovel pass from Williams to Ambush with 12:34 left in the first frame. Welch carried the load on the drive, carrying the ball five times for 47 yards, including a 31 yard burst on the first play from scrimmage.

Monmouth's defense yielded some yardage on the first Owl drive but Basile snatched a Trey White pass in the endzone to end the threat. Monmouth would move out to midfield but Williams would be intercepted by Kyron Minter on third down giving KSU its second drive.

The Hawks forced the first punt on the game on the ensuing drive but missed a 33 yard field goal attempt wide left to keep the score 7-0 Hawks.

Kennesaw State used a 17 play drive to go 80 yards and tie the game up 7-7 on a two yard Jae Bowen TD run. The Owls used 8:50 off the clock and converted six third downs to wear down the Monmouth defense.

The Owls defense would force a three-and-out on the next MU possession then drove 61 yards on seven plays to take a 13-7 with 1:47 left in the second quarter. KSU was again able to get into scoring position after forcing a Monmouth punt, closing out the half with a 37 yard Justin Thompson field goal to take a 16-7 lead.

White led the Owls to their third touchdown on the opening drive of the third quarter, plowing into the endzone from three yards out with 10:09 left in the frame.

Monmouth's defense held on a fourth down attempt by KSU late in the game and Monmouth capitalized with a 14 yard pass from Williams to Ugo Ezemma.

The ensuing two point conversion was not good, and the Hawks trailed 23-13 with 1:03 remaining.

MU recovered the onsidess kick but were unable to score as Monmouth was left searching for its first Big South road win.

Williams finished 14 of 25 for 134 yards, two touchdowns and two interceptions. He also ran for 34 yards while Michael Jolly (Springfield, VA/Robert E. Lee) had four runs for 55 yards including a 48 yard dash. Ezemma led the all receivers with 52 yards on three catches while Reggie White Jr. had four catches for 35 yards.

**MONMOUTH** 7 0 0 6- 13

**KENNESAW STATE** 0 16 7 0- 23

MU - Ambush 12 yd pass from Williams (White kick) 6-65, 2:26 1st  
 KSU - Bowen 2 yd run (Thompson kick) 17-80, 8:50 2nd  
 KSU - Bowen 2 yd pass from White (Thompson kick failed) 7-61, 0:55 2nd  
 KSU - Thompson 37 yd field goal 7-56, 0:55 2nd  
 KSU - White 3 yd run (Thompson kick) 11-58, 4:44 3rd  
 MU - Ezemma 14 yd pass from Williams (Ambush pass intcpt), 14-80, 4:41 4th

	MU	KSU
<b>First Downs</b>	20	23
<b>Rushes - Yards</b>	38-187	60-341
<b>Passing Yards</b>	134	114
<b>Passes (C-A-I)</b>	13-25-2	7-14-1
<b>Total Offense</b>	321	455
<b>Fumbles-Lost</b>	1-0	1-0
<b>Penalties-Yards</b>	4-25	3-33
<b>Time of Possession</b>	<b>24:09</b>	<b>35:51</b>

**RUSHING:** MU - Welch 16-112; Jolly 4-55; Williams 12-34; Dumas 4-13; Ambush 1-6. KSU - Bennett 6-124; White 27-102; Bowen 6-39; McKenzie 10-39; Chivers 6-22; Holland 4-17; TEAM 1-minus 2.  
**PASSING:** MU - Williams 13-25-2-134. KSU - White 7-14-1-114.

# 2015 GAME RECAPS

## Monmouth 21, Presbyterian 16

Nov. 14, 2015 • Monmouth Stadium • West Long Branch, NJ

## Monmouth 23, Gardner-Webb 9

Nov. 21, 2015 • Spangler Stadium • Boiling Springs, NC

**WEST LONG BRANCH, NJ** – Cody Williams (Springfield, MA/Central) threw for two touchdowns and the Monmouth defense sacked Presbyterian quarterback Ben Cheek five times as the Hawks' football team defeated the Blue Hose, 21-16, on Senior Day Saturday afternoon at Monmouth Stadium. With the win, the Hawks improve to 4-6 (2-3 Big South), while Presbyterian is now 1-9 (0-5 Big South).

The Hawks racked up 208 yards on the ground, led by Zach Welch's 81 yards on 10 carries. Lavon Chaney added 57 rushing yards and 21 yards through the air on three receptions. Williams ran for 38 yards, while Darren Ambush ran twice for 31 yards and a touchdown.

Williams completed 15 passes for 144 yards and two touchdowns. Reggie White, Jr. caught four passes for 44 yards and a touchdown, while Ambush made a pair of receptions for 28 yards. Hakeem Valles and Pat Gray also caught two passes each, while Ugo Ezemma made a five-yard touchdown reception.

Mike Basile led the Hawks' defense with 12 tackles and needs six more next weekend to pass Aaron Edwards for Monmouth's single-season record (114). Andrew Juczynski had two of the Hawks' five sacks, while Diego Zubieta added 1.5 sacks. Dimitrius Smith, Tre Nelson and Andrew Foster also each accounted for a half sack apiece. Tymere Berry also made his first-career interception.

A Donelle Williams interception set up the Presbyterian offense in the red zone less than three minutes into the first quarter. The Blue Hose offense went three-and-out and settled for a 34-yard field goal from Brett Norton.

Defense was the story in the early going, with Monmouth not allowing a Presbyterian reception until under the four-minute mark of the second quarter. The Hawks' offense broke through with a 13-play, 86-yard drive capped by Williams' five-yard connection with Ezemma at the 4:06 mark to give Monmouth a 7-3 lead. The Hawks prolonged the drive with a 26-yard pass from Williams to White, Jr., on 4th-and-8 from the 33 yard line, setting up the touchdown.

Presbyterian responded on its next drive, moving 65 yards on 10 plays, punching it over the goal line on a quarterback sneak by Cheek on 4th and goal from the one-yard line.

Presbyterian started the second half with the ball, but Berry made his first-career interception to give the Hawks the ball in Blue Hose territory early in the third quarter. The Hawks then moved 40 yards on eight plays, including a fourth-down conversion on a five-yard reception by Gray. Ambush ran it in from 13 yards out on a double reverse to give Monmouth a 14-10 lead with 9:15 left in the third quarter.

After forcing a punt on the next Presbyterian drive, the Hawks led another scoring drive. Welch rumbled 23 yards into Blue Hose territory before White found Ambush for 22 yards into the red zone. Two plays later, Williams lofted a pass to White, Jr., in the corner of the end zone. Pass interference was called and White, Jr., was initially ruled to be out of bounds. Upon review, the call was overturned, giving the Hawks six points. Matt White added the PAT to make it 21-10 with 1:04 left in the third quarter.

Presbyterian cut the Hawks' lead to 21-16 with 5:04 left in the fourth quarter on Cheek's 18-yard touchdown pass to DaShawn Davis. The connection came following a muffed punt that gave the ball back to the Blue Hose at the Monmouth 28. Six plays later, Cheek found Davis for the score.

The Blue Hose got the ball back with 1:54 left to play but the Monmouth defense got the stop it needed. Following a four-yard rush on first pressured Cheek and Teddie Martinez batted the pass down on second down. Juczynski sacked Cheek on third down, while Nelson and Brown took down the Presbyterian quarterback on fourth down to force a turnover on downs. Two kneel downs later, time expired and the Hawks secured the win.

<b>PRESBYTERIAN</b>	<b>3</b>	<b>7</b>	<b>0</b>	<b>6</b>	<b>16</b>
<b>MONMOUTH</b>	<b>0</b>	<b>7</b>	<b>14</b>	<b>0</b>	<b>21</b>

PC - Norton 34 yd field goal, 4-3, 1:19 1st  
 MU - Ezemma 5 yd pass from Williams (White kick) 13-86, 5:17 2nd  
 PC - Cheek 1 yd run (Norton kick) 10-65, 3:38 2nd  
 MU - Ambush 13 yd run (White kick) 8-40, 3:31 3rd  
 MU - White Jr. 11 yd pass from Williams (White kick) 11-80, 4:35 3rd  
 PC - Davis 18 yd pass from Cheek (Cheek pass failed), 7-28, 2:12 4th

	PC	MU
<b>First Downs</b>	10	19
<b>Rushes - Yards</b>	40-92	45-208
<b>Passing Yards</b>	93	144
<b>Passes (C-A-I)</b>	9-18-1	15-25-1
<b>Total Offense</b>	185	352
<b>Fumbles-Lost</b>	1-1	1-1
<b>Penalties-Yards</b>	5-32	4-40
<b>Time of Possession</b>	<b>27:38</b>	<b>32:22</b>

**RUSHING:** PC - Patterson 19-35; Cheek 13-33; Bridges 3-12; Hines 1-8; Risher 1-3; Glenn 1-2; Dickey 1-1; TEAM 1-minus 2. MU - Welch 10-81; Chaney 23-57; Williams 7-38; Ambush 2-31; Dumas 1-5; TEAM 2-minus 4.

**PASSING:** PC - Cheek 9-18-1-93 TD. MU - Williams 15-25-1-144 2TD.

**RECEIVING:** PC - Davis 4-44; Hines 2-13; Patterson 2-4; Howell 1-32. MU - White Jr. 4-44; Chaney 3-21; Ambush 2-28; Valles 2-23; Gray 2-13; Phelps 1-10; Ezemma 1-5

**BOILING SPRINGS, NC-** Monmouth University (5-6, 3-3 Big South) wrapped up the 2015 season with a 23-9 win over Gardner-Webb University (4-7, 2-4).

The Hawks finish their second season in the Big South in third place with a 3-3 conference mark.

The MU defense forced two turnovers and held Gardner-Webb to three field goals on four redzone trips. Monmouth sophomore Mike Basile (Brick, NJ/Brick Memorial) set the school record for tackles in a season, finishing with 10 stops on the day and 119 for season. Basile passed former Hawk safety Aaron Edwards in the first half with this sixth tackle of the game. Junior Teddie Martinez (Baltimore, MD) had a career-high nine tackles as Monmouth held GWU to 87 yards passing while sacking Bulldog QB Tyrell Maxwell three times.

Freshman quarterback Cody Williams (Springfield, MA/Springfield Central) threw 148 yards with two touchdowns on 11-of-17 passing. Freshman wideout Ugo Ezemma (Nanuet, NY/St. Joe's Montvale) had four receptions for 33 yards while junior running back Lavon Chaney (Edgewater, MD/South River) led the ground game with 51 yards on 18 carries.

Monmouth wasted no time getting in the endzone, going up 7-0 on a 49 yard touchdown pass from Cody Williams to Darren Ambush. Williams hit Ambush in stride on the left side of the field and the junior made four defenders miss while clipping the pylon.

Junior Zach Welch (Middletown, CT/Middletown) put the Hawks up 14-0 after driving in from two yards out with 32 seconds left in the first half. Monmouth converted on third and long when Williams hit Ezemma over the middle for 17 yards.

After a mostly scoreless second quarter, GWU capped an 18-play 56 yard drive with a 35 yard Paul Schumacher field goal, setting the halftime score at 14-3.

Gardner-Webb cut the Monmouth lead to 14-9 on a pair of field goals, both coming off distasteful special teams plays by the Hawks. A botched catch on a punt led to Gardner-Webb's first field goal after the Runnin' Bulldogs took over at the MU 15. On the ensuing kickoff Monmouth fumbled and Gardner-Webb recovered, giving its offense the ball on the MU 21. Each time the Hawks defense was able to keep GWU out of the endzone, yielding a pair of short field goals.

Monmouth added to its lead on a 36 yard pass from Williams to Reggie White Jr. with 1:07 remaining in the third quarter. The redshirt freshman laid out for the pass that put the Hawks ahead 21-9.

Late in the fourth quarter freshman Tre Nelson (Palmerton, PA/Palmerton) blitzed off the backside and dropped GWU signal caller Tyrell Maxwell for a 7 yard loss and a safety, ballooning the Monmouth lead to 23-9 with 2:44 remaining. Senior Joe Johnson (Manchester, NJ/Manchester) locked up the win with his third interception of the year on the second to last play of the game.

Gardner-Webb held a 246-239 advantage in yardage while going 5 of 19 on third down. Monmouth was just 1 of 10 on third down and committed just one turnover which came on special teams.

Maxwell finished 12-of-38 with a pair of interceptions and three sacks. He led all rushers with 79 yards, including a long run of 25. Tight end Mike Estes finished with five receptions for 33 yards. Linebacker Aziz Higgins led the all players with 12 tackles.

<b>MONMOUTH</b>	<b>14</b>	<b>0</b>	<b>7</b>	<b>2</b>	<b>23</b>
<b>GARDNER-WEBB</b>	<b>0</b>	<b>3</b>	<b>6</b>	<b>0</b>	<b>9</b>

MU - Ambush 49yd pass from Williams (White kick), 5-80 9:57 1st  
 MU - Welch 2yd run (White Kick), 8-55 0:32 1st  
 GWU - Schumacher 35yd field goal, 18-56 00:35 2nd  
 GWU - Schumacher 33yd field goal, 4- -1 12:13 3rd  
 GWU - Schumacher 20yd field goal, 7-19 9:49 3rd  
 MU - White Jr 36yd pass from Williams (White kick), 8-70 1:07 3rd  
 MU - Team safety, 2:44 4th

	MU	GWU
<b>First Downs</b>	12	17
<b>Rushes - Yards</b>	39-91	44-159
<b>Passing Yards</b>	148	87
<b>Passes (C-A-I)</b>	11-17-0	12-38-2
<b>Total Offense</b>	56-239	82-246
<b>Fumbles-Lost</b>	1-1	0-0
<b>Penalties-Yards</b>	4-21	3-21
<b>Time of Possession</b>	<b>28:33</b>	<b>31:27</b>

**RUSHING:** GWU-Maxwell, 24-79; Bernard, 12-38; Clark, 5-24; Blackmon, 2-9; Brice, 1-9.  
 MU-Chaney 18-51; Welch, 10-34 TD; Ambush, 1-20; Williams 8-9, Team 2--23.

**PASSING:** GWU-Maxwell, 12-32-2-87. MU-Williams, 11-17-0-148 2 TD;

**RECEIVING:** GWU-Estes, 5-33; Henderson, 3-23; Lee, 3-18; Jackson IV, 1-13;  
 MU-Ezemma, 4-33; Welch, 2-16; Phelps, 2-9; Ambush, 1-49 TD; White Jr. 1-36 TD; Chaney 1-5.



# 2016 GAME RECAPS



***TRADITION***

***HAWKS***  
FOOTBALL



# SERIES RECORDS

## ALBANY

09/19/98	Albany, 31-28	<b>4-1</b>	at Albany
09/11/99	Albany, 24-16		West Long Branch
11/04/00	Albany, 37-10		at Albany
11/03/01	Albany, 19-10		West Long Branch
11/16/02	Albany, 19-7		at Albany
10/18/93	Monmouth, 10-7		West Long Branch
10/16/04	Monmouth, 25-24		at Albany
11/12/05	Monmouth, 16-13		West Long Branch
11/11/06	Monmouth, 19-0		at Albany
11/17/07	Albany, 21-3		West Long Branch
11/01/08	Albany, 35-17		at Albany
10/24/09	Albany, 35-10		West Long Branch
11/20/10	Albany, 28-19		at Albany
11/12/11	Albany, 41-24		West Long Branch
09/29/12	Albany, 55-24		at Albany

## ALBRIGHT

11/13/93	Monmouth, 15-14	<b>1-0</b>	at Albright
----------	-----------------	------------	-------------

## BRYANT

09/20/08	Monmouth, 30-17	<b>6-1</b>	at Bryant
10/31/09	Monmouth, 10-6		West Long Branch
10/16/10	Monmouth, 21-12		West Long Branch
10/15/11	Monmouth, 40-35		at Bryant
10/20/12	Bryant, 27-24		West Long Branch
11/16/13	Monmouth, 21-18		at Bryant
10/03/15	Monmouth 31-24		West Long Branch

## CALIFORNIA (PAJ)

09/17/05	Monmouth, 16-15	<b>1-0</b>	West Long Branch
----------	-----------------	------------	------------------

## CANISIUS

09/29/01	Monmouth, 42-0	<b>1-0</b>	West Long Branch
----------	----------------	------------	------------------

## CENTRAL CONN. STATE

11/12/94	Monmouth, 14-13	<b>11-7</b>	at CCSU
11/11/95	Monmouth, 30-13		West Long Branch
11/16/96	Monmouth, 33-27		West Long Branch
11/15/97	Monmouth, 31-17		at CCSU
11/14/98	CCSU, 17-13		West Long Branch
11/13/99	CCSU, 28-21		at CCSU
09/23/00	Monmouth, 28-0		West Long Branch
09/22/01	Monmouth, 20-14		at CCSU
10/19/02	CCSU, 10-9		West Long Branch
11/01/03	CCSU, 14-10		at CCSU
10/30/04	Monmouth, 9-6		West Long Branch
10/29/05	CCSU, 15-13		at CCSU
10/28/06	Monmouth, 19-13		West Long Branch
10/27/07	Monmouth, 51-36		at CCSU
10/25/08	Monmouth, 30-20		West Long Branch
11/14/09	CCSU, 20-19		at CCSU
11/13/10	CCSU, 49-48 (2 OT)		West Long Branch
09/24/11	Monmouth, 24-12		at CCSU

## CENTRAL MICHIGAN

09/12/15	Central 31-10	<b>0-1</b>	at CMU
----------	---------------	------------	--------

## CHARLESTON SOUTHERN

11/01/14	CSU, 27-0	<b>0-2</b>	West Long Branch
10/10/15	CSU, 37-7		at Charleston Southern

## COASTAL CAROLINA

09/13/08	Coastal, 26-7	<b>0-4</b>	West Long Branch
09/12/09	Coastal, 24-17		at Coastal Carolina
11/15/14	Coastal, 52-21		at Coastal Carolina
10/24/15	#1 Coastal, 23-20		West Long Branch

## COLGATE

09/23/06	Monmouth, 17-12	<b>1-3</b>	at Colgate
09/05/09	Colgate, 35-23		at Colgate

## 4-1

09/04/10	Colgate, 30-29		at Colgate
10/08/11	Colgate, 26-14		West Long Branch

## COLUMBIA

09/28/13	Monmouth, 37-14	<b>2-0</b>	at Columbia
10/11/14	Monmouth, 61-28		West Long Branch

## CORNELL

10/13/12	Cornell, 41-38	<b>1-1</b>	at Cornell
10/19/13	Monmouth, 48-23		West Long Branch

## C.W. POST

09/28/96	Monmouth, 14-7	<b>1-4</b>	at C.W. Post
10/10/98	C.W. Post, 27-22		at C.W. Post
10/09/99	C.W. Post, 30-26		West Long Branch
10/07/00	C.W. Post, 20-7		at C.W. Post
10/06/01	C.W. Post, 31-12		West Long Branch

## DAYTON

09/13/97	Dayton, 51-16	<b>0-2</b>	at Dayton
09/05/98	Dayton, 27-14		West Long Branch

## DELAWARE

09/29/07	Delaware, 42-7	<b>0-1</b>	at Delaware
----------	----------------	------------	-------------

## DELAWARE STATE

08/30/14	Monmouth, 52-21	<b>1-0</b>	West Long Branch
----------	-----------------	------------	------------------

## DUQUESNE

11/22/03	Duquesne, 12-10	<b>5-4</b>	at Duquesne
	(ECAC Football Classic)		
11/17/07	Monmouth, 31-20		West Long Branch
11/15/08	Monmouth, 37-14		at Duquesne
09/19/09	Monmouth, 17-10		West Long Branch
10/02/10	Monmouth, 44-17		at Duquesne
10/29/11	Duquesne, 16-0		West Long Branch
10/27/12	Monmouth, 28-27		at Duquesne
11/23/13	Duquesne, 33-23		West Long Branch
09/20/14	Duquesne, 30-21		at Duquesne

## FORDHAM

09/2/06	Monmouth, 23-9	<b>1-1</b>	at Fordham
09/26/15	#16 Fordham, 54-31		at Fordham

## GARDNER-WEBB

11/22/14	Monmouth, 31-15	<b>2-0</b>	West Long Branch
11/21/15	Monmouth, 23-9		at GWU

## GEORGETOWN

09/20/03	Monmouth, 12-10	<b>2-0</b>	at Georgetown
10/23/04	Monmouth, 27-10		West Long Branch

## HARTWICK

10/23/93	Hartwick, 17-13	<b>0-1</b>	West Long Branch
----------	-----------------	------------	------------------

## HOLY CROSS

09/21/13	Monmouth, 21-14	<b>1-1</b>	at Holy Cross
09/05/15	Holy Cross, 29-17		West Long Branch

## IONA

10/04/03	Monmouth, 30-7	<b>2-0</b>	West Long Branch
10/02/04	Monmouth, 40-14		at Iona

## JACKSONVILLE

11/18/00	Monmouth, 32-28	<b>1-0</b>	at Jacksonville
----------	-----------------	------------	-----------------

## KENNESAW STATE

10/31/15	KSU, 23-13	<b>0-1</b>	at Kennesaw St
----------	------------	------------	----------------

## LAFAYETTE

09/07/02	Lafayette, 30-29	<b>0-1</b>	at Lafayette
----------	------------------	------------	--------------

## LASALLE

09/21/97	Monmouth, 42-20	<b>5-0</b>	West Long Branch
10/03/98	Monmouth, 41-7		at La Salle
10/25/03	Monmouth, 50-0		at La Salle
09/11/04	Monmouth, 34-15		West Long Branch
09/10/05	Monmouth, 65-27		at La Salle

## LEHIGH

09/18/99	Lehigh, 56-10	<b>1-5</b>	at Lehigh
09/03/05	Lehigh, 54-26		at Lehigh
09/03/11	Lehigh, 49-24		West Long Branch
09/01/12	Lehigh, 27-17		at Lehigh
9/14/13	Lehigh, 28-25		West Long Branch
9/27/14	Monmouth, 28-21		at Lehigh

## LIBERTY

09/07/13	Liberty, 45-15	<b>1-2</b>	at Liberty
11/08/14	Liberty, 34-24		at Liberty
10/17/15	Monmouth, 20-17 (ot)		West Long Branch

## MAINE

09/01/08	Maine, 21-14	<b>0-3</b>	at Maine
09/06/08	Maine, 27-24		West Long Branch
09/11/11	Maine, 31-23		West Long Branch

## MARIST

09/02/95	Marist, 16-15	<b>0-1</b>	at Marist
----------	---------------	------------	-----------

## MERCYHURST

10/05/95	Monmouth, 35-14	<b>2-0</b>	West Long Branch
10/05/96	Monmouth, 28-14		at Mercyhurst

## MONTANA STATE

08/29/13	Montana State, 42-24	<b>0-1</b>	at Montana State
----------	----------------------	------------	------------------

## MORGAN STATE

09/21/02	Morgan State, 35-20	<b>1-1</b>	at Morgan State
09/09/06	Monmouth, 26-9		West Long Branch

## NEW HAVEN

10/05/97	New Haven, 49-3	<b>0-1</b>	West Long Branch
----------	-----------------	------------	------------------

## OLD DOMINION

9/26/09	Monmouth, 31-28	<b>1-1</b>	at Old Dominion
9/25/10	Old Dominion, 35-21		West Long Branch

## PACE

09/17/94	Monmouth, 20-0	<b>3-0</b>	West Long Branch
10/14/95	Monmouth, 41-0		at Pace
09/21/96	Monmouth, 48-0		West Long Branch

## PRESBYTERIAN

10/25/14	Presbyterian, 18-12	<b>1-1</b>	at Presbyterian
11/14/15	Monmouth, 21-16		West Long Branch

## RHODE ISLAND

08/30/09	Rhode Island, 24-21	<b>1-1</b>	at Rhode Island
09/08/12	Monmouth, 41-6		West Long Branch

# SERIES RECORDS

## ROBERT MORRIS

09/10/94	Robert Morris, 26-19	at Robert Morris
09/09/95	Monmouth, 16-13	West Long Branch
10/26/96	Robert Morris, 43-6	at Robert Morris
10/25/97	Robert Morris, 41-20	West Long Branch
10/24/98	Monmouth, 27-26	at Robert Morris
10/23/99	Robert Morris, 34-16	West Long Branch
09/16/00	Robert Morris, 23-7	at Robert Morris
09/28/02	Robert Morris, 15-10	at Robert Morris
09/13/03	Monmouth, 17-10	West Long Branch
09/18/04	Monmouth, 29-27	at Robert Morris
10/22/05	Monmouth, 14-0	West Long Branch
10/21/06	Monmouth, 16-7	at Robert Morris
09/08/07	Robert Morris, 20-17	West Long Branch
9/27/08	Monmouth, 34-26	at Robert Morris
11/21/09	Robert Morris, 23-9	West Long Branch
10/09/10	Robert Morris, 17-16	at Robert Morris
10/01/11	Robert Morris, 23-20	West Long Branch
11/17/12	Monmouth, 26-21	at Robert Morris
10/05/13	Monmouth, 35-9	West Long Branch
10/04/14	Monmouth, 51-20	at Robert Morris

## 10-10

## ST. FRANCIS (PA.)

10/16/93	St. Francis, 25-14	at St. Francis
10/08/94	Monmouth, 29-7	West Long Branch
10/28/95	Monmouth, 35-0	at St. Francis
09/14/96	Monmouth, 46-17	West Long Branch
10/18/97	Monmouth, 27-7	at St. Francis
10/17/98	Monmouth, 33-14	West Long Branch
10/16/99	Monmouth, 20-9	at St. Francis
10/14/00	Monmouth, 41-6	West Long Branch
10/13/01	Monmouth, 28-0	at St. Francis
11/09/02	Monmouth, 7-0	West Long Branch
11/15/03	Monmouth, 28-21	at St. Francis
11/15/04	Monmouth, 49-39	West Long Branch
11/05/05	St. Francis, 19-15	at St. Francis
11/04/06	Monmouth, 54-20	West Long Branch
11/03/07	Monmouth, 47-17	at St. Francis
10/04/08	Monmouth, 42-15	West Long Branch
11/07/09	Monmouth, 24-10	at St. Francis
10/23/10	Monmouth, 19-7	West Long Branch
11/05/11	Monmouth, 48-45	at St. Francis
11/10/12	St. Francis, 45-31	West Long Branch
10/12/13	St. Francis, 28-10	at St. Francis

## 17-4

## STONY BROOK

09/25/99	Stony Brook, 7-3	at Stony Brook
10/21/00	Monmouth, 34-7	West Long Branch
10/20/01	Monmouth, 33-14	at Stony Brook
10/12/02	Monmouth, 14-9	West Long Branch
09/27/03	Monmouth, 20-14	at Stony Brook
09/25/04	Stony Brook, 27-0	West Long Branch
10/01/05	Monmouth, 36-7	at Stony Brook
09/30/06	Stony Brook, 36-17	West Long Branch
09/22/07	Stony Brook, 21-15	at Stony Brook

## 5-4

## SACRED HEART

09/25/93	Sacred Heart, 12-0	West Long Branch
10/29/94	Monmouth, 32-13	at Sacred Heart
11/03/97	Monmouth, 43-0	at Sacred Heart
10/31/98	Monmouth, 57-7	West Long Branch
10/30/99	Monmouth, 37-17	at Sacred Heart
09/30/00	Sacred Heart, 13-7	West Long Branch
11/18/01	Sacred Heart, 44-14	at Sacred Heart
09/14/02	Sacred Heart, 32-13	West Long Branch
10/11/03	Monmouth, 12-7	at Sacred Heart
11/06/04	Monmouth, 28-10	West Long Branch
10/08/05	Monmouth, 45-14	at Sacred Heart
10/07/06	Monmouth, 24-0	West Long Branch
10/06/07	Monmouth, 49-8	at Sacred Heart
11/08/08	Monmouth, 19-7	West Long Branch
10/17/09	Monmouth, 42-20	at Sacred Heart
10/30/10	Sacred Heart, 26-25	West Long Branch
10/22/11	Monmouth 31-17	at Sacred Heart
09/22/12	Monmouth, 38-17	West Long Branch
11/02/13	Sacred Heart, 24-21	at Sacred Heart

## 13-6

## ST. JOHN'S (NY)

09/23/94	St. John's, 38-18	at St. John's
09/23/95	Monmouth, 47-0	West Long Branch
11/10/00	Monmouth, 27-14	at St. John's
11/10/01	Monmouth, 34-0	West Long Branch

## 3-1

## VILLANOVA

09/17/11	Monmouth, 20-9	at Villanova
----------	----------------	--------------

## 1-0

## WAGNER

11/06/93	Wagner, 14-7	West Long Branch
10/01/94	Monmouth, 22-14	at Wagner
11/04/95	Wagner, 21-20	West Long Branch
10/12/96	Monmouth, 23-10	at Wagner
11/08/97	Monmouth, 51-7	West Long Branch
11/07/98	Monmouth, 48-20	at Wagner
11/06/99	Wagner, 35-3	West Long Branch
09/09/00	Wagner, 14-7	at Wagner
09/08/01	Monmouth, 23-15	West Long Branch
10/26/02	Wagner, 7-6	at Wagner
10/11/03	Monmouth, 24-0	West Long Branch
10/09/04	Monmouth, 14-7	at Wagner
10/15/05	Wagner, 26-20	West Long Branch
10/19/06	Monmouth, 28-7	at Wagner
10/13/07	Wagner, 45-16	West Long Branch
10/11/08	Monmouth, 31-17	at Wagner
10/10/09	Wagner, 27-24	West Long Branch
11/06/10	Wagner, 31-20	at Wagner
11/19/11	Wagner, 44-29	West Long Branch
09/15/12	Monmouth, 38-17	at Wagner
11/09/13	Monmouth, 23-6	at Wagner
09/13/14	Monmouth, 21-16	West Long Branch
09/19/15	Monmouth, 31-16	at Wagner

## 13-10

## ST. PETERS

10/02/93	Monmouth, 44-42	West Long Branch
09/16/95	Monmouth, 34-10	at St. Peter's
09/06/03	Monmouth, 24-0	West Long Branch
09/04/04	Monmouth, 44-3	at St. Peter's
09/16/06	Monmouth, 36-12	West Long Branch

## 5-0

## SIENA

11/09/96	Monmouth, 43-10	West Long Branch
----------	-----------------	------------------

## 1-0

## SOUTHERN CONNECTICUT

09/07/96	S. Connecticut, 27-0	West Long Branch
----------	----------------------	------------------

## 0-1

## STONEHILL

09/11/93	Stonehill, 13-8	at Stonehill
11/05/94	Monmouth, 12-0	West Long Branch

## 1-1

## WESTERN NEW ENGLAND

10/15/94	Monmouth, 36-0	West Long Branch
----------	----------------	------------------

## 1-0


# MONMOUTH AGAINST THE CONFERENCES

Conference	All-Time Record	Last Win	Last Loss
NEC	75-49	vs Bryant (10/3/15)	at Duquesne (9/20/14)
MAAC	14-3	vs Duquesne (11/17/07)	at Duquesne (11/22/03)
Patriot League	6-11	vs Lehigh (9/27/14)	at Fordham (09/26/15)
CAA	3-12	vs Rhode Island (09/08/12)	vs Maine (9/11/10)
Big Sky	0-1	N/A	at Montana State (8/30/13)
Big South	4-12	vs Gardner-Webb (11/21/15)	at Kennesaw State (11/31/15)
Ivy League	3-1	vs Columbia (10/11/14)	at Cornell (10/13/12)
Mid-American	0-1	N/A	at Central Michigan (9/12/15)
MAC (DIII)	1-0	at Albright (11/13/93)	N/A
PSAC	1-0	vs California [Pa.] (9/17/05)	N/A
NEFC	1-0	vs Western New England (10/15/94)	N/A
NE-10	5-7	at C.W. Post (9/28/96)	vs C.W. Post (10/6/01)
Pioneer	1-3	at Jacksonville (11/18/00)	vs San Diego (12/2/06)
MEAC	2-1	vs Delaware State (8/30/14)	at Morgan State (9/21/02)
Empire 8	0-1	N/A	vs Hartwick (10/23/93)
GLIAC	2-0	at Mercyhurst (10/5/96)	N/A

\*\* All conference records are based on the league that the teams currently play in **except** the NEC record

# YEAR BY YEAR RESULTS

## YEARLY RESULTS



**KEVIN CALLAHAN**  
(1993- )

Yrs.	W	L	Pct.
23	131	108	.548

### 1993-1995 (Pre-Northeast Conference)

Year	Overall Rec.	Head Coach
1993	2-5	Kevin Callahan
1994	7-2	Kevin Callahan
1995	7-3	Kevin Callahan
<b>3 Yrs.</b>	<b>16-10</b>	

### 1996-2012 (Northeast Conference)

Year	Overall Rec.	NEC Rec.	NEC Finish	Head Coach
1996	7-3	3-1	t-1st	Kevin Callahan
1997	5-4	3-1	2nd	Kevin Callahan
1998	5-5	4-1	t-1st	Kevin Callahan
1999	2-8	2-5	6th	Kevin Callahan
2000	5-6	4-4	5th	Kevin Callahan
2001	7-3	5-2	t-3rd	Kevin Callahan
2002	2-8	2-5	6th	Kevin Callahan
2003	10-2	6-1	t-1st	Kevin Callahan
2004	10-1	6-1	t-1st	Kevin Callahan
2005	6-4	4-3	t-3rd	Kevin Callahan
2006	10-2	6-1	1st	Kevin Callahan
2007	4-6	3-3	t-3rd	Kevin Callahan
2008	7-4	6-1	2nd	Kevin Callahan
2009	5-6	4-4	5th	Kevin Callahan
2010	3-8	3-5	6th	Kevin Callahan
2011	5-6	4-4	t-4th	Kevin Callahan
2012	5-5	4-3	3rd	Kevin Callahan
<b>17 Yrs.</b>	<b>98-81</b>	<b>69-45</b>		

### 2013 (Independent)

2013	6-6	N/A	N/A	Kevin Callahan
------	-----	-----	-----	----------------

### 2014- (Big South)

Year	Overall Rec.	BSC Rec.	BSC Finish	Head Coach
2014	6-5	1-4	5th	Kevin Callahan
2015	5-6	3-3	t-3rd	Kevin Callahan
<b>2 Yrs.</b>	<b>11-11</b>	<b>4-7</b>		

### OVERALL

23 Yrs. 131-108 73-52 Kevin Callahan

### 1993 (2-5)

KEVIN CALLAHAN			
09/11	at Stonehill	L	8-13
09/25	SACRED HEART	L	0-12
10/02	SAINT PETER'S	W	44-42
10/16	at St. Francis (Pa.)	L	14-25
10/23	HARTWICK	L	13-17
11/06	WAGNER	L	7-14
11/13	at Albright	W	15-14

### 1994 (7-2)

KEVIN CALLAHAN			
09/10	at Robert Morris	L	19-26
09/17	PACE	W	20-0
09/23	at St. John's	L	18-38
10/01	at Wagner	W	22-14
10/08	St. FRANCIS (PA.)	W	29-7
10/15	WESTERN NEW ENGLAND	W	36-0
10/29	at Sacred Heart	W	32-13
11/05	STONEHILL	W	12-0
11/12	at Central Connecticut State	W	14-13

### 1995 (7-3)

KEVIN CALLAHAN			
09/02	at Marist	L	15-16
09/09	ROBERT MORRIS	W	16-13
09/16	at St. Peter's	W	34-10
09/23	ST. JOHN'S	W	47-0
09/30	at Towson State	L	15-31
10/07	MERCYHURST	W	35-14
10/14	at Pace	W	41-0
10/28	at St. Francis (Pa.)	W	35-0
11/04	WAGNER	L	20-21
11/11	CENTRAL CONNECTICUT STATE	W	30-13

### 1996 (7-3, 3-1) NEC

NORTHEAST CONFERENCE CO-CHAMPIONS			
KEVIN CALLAHAN			
09/07	SOUTHERN CONNECTICUT	L	0-27
09/14	❖ ST. FRANCIS (PA.)	W	46-17
09/21	PACE	W	48-0
09/28	at C.W. Post	W	14-7
10/05	at Mercyhurst	W	28-14
10/12	❖ at Wagner	W	23-10
10/19	TOWSON STATE	L	6-15
10/26	❖ at Robert Morris	L	6-43
11/09	SIENA	W	43-10
11/16	❖ CENTRAL CONNECTICUT STATE	W	33-27

### 1997 (5-4, 3-1) NEC

KEVIN CALLAHAN			
09/07	at Towson	L	20-21
09/13	at Dayton	L	16-51
09/21	LA SALLE	W	42-20
10/05	NEW HAVEN	L	3-49
10/18	❖ at St. Francis (Pa.)	W	27-7
10/25	❖ ROBERT MORRIS	L	20-41
11/03	at Sacred Heart	W	43-0
11/08	❖ WAGNER	W	51-7
11/15	at Central Connecticut State	W	31-17

### 1998 (5-5, 4-1) NEC

NORTHEAST CONFERENCE CO-CHAMPIONS			
KEVIN CALLAHAN			
09/05	DAYTON	L	14-27
09/12	TOWSON	L	20-42
09/19	at Albany	L	28-31
10/03	at La Salle	W	41-7
10/10	at C.W. Post	L	22-27
10/17	❖ ST. FRANCIS (PA.)	W	33-14
10/24	❖ at Robert Morris	W	27-26
10/31	❖ SACRED HEART	W	57-7
11/07	❖ at Wagner	W	48-20
11/14	❖ CENTRAL CONNECTICUT STATE	L	13-17



MU recorded the first win in program history over Saint Peter's at home in 1993.

### 1999 (2-3, 2-5) NEC

KEVIN CALLAHAN			
09/04	at Towson	L	7-34
09/11	❖ ALBANY	L	16-24
09/18	at Lehigh	L	10-56
09/25	❖ at Stony Brook	L	3-7
10/09	C.W. POST	L	26-30
10/16	❖ at St. Francis (Pa.)	W	20-9
10/23	❖ ROBERT MORRIS	L	16-34
10/30	❖ at Sacred Heart	W	37-17
11/06	❖ WAGNER	L	3-35
11/13	❖ at Central Connecticut State	L	21-28

### 2000 (5-6, 4-4) NEC

KEVIN CALLAHAN			
09/09	❖ at Wagner	L	7-14
09/16	❖ at Robert Morris	L	7-23
09/23	❖ CENTRAL CONNECTICUT STATE	W	28-0
09/30	❖ SACRED HEART	L	7-13
10/07	at C.W. Post	L	7-20
10/14	❖ ST. FRANCIS (PA.)	W	41-6
10/21	❖ STONY BROOK	W	34-7
10/28	TOWSON	L	0-12
11/04	❖ at Albany	L	10-37
11/10	❖ at St. John's	W	27-14
11/18	at Jacksonville	W	32-28

### 2001 (7-3, 5-2) NEC

KEVIN CALLAHAN			
09/08	❖ WAGNER	W	23-15
09/22	❖ at Central Connecticut State	W	20-14
09/29	CANISIUS	W	42-0
10/06	C.W. POST	L	12-31
10/13	❖ at St. Francis (Pa.)	W	28-0
10/20	❖ at Stony Brook	W	33-14
10/27	at Towson	W	24-17
11/03	❖ ALBANY	L	10-19
11/10	❖ ST. JOHN'S	W	34-0
11/18	❖ at Sacred Heart	L	14-44

### 2002 (2-3, 2-5) NEC

KEVIN CALLAHAN			
09/07	at Lafayette	L	29-30
09/14	❖ SACRED HEART	L	13-32
09/21	at Morgan State	L	20-35
09/28	❖ at Robert Morris	L	10-15
10/12	❖ STONY BROOK	W	14-9
10/19	❖ CENTRAL CONNECTICUT STATE	L	9-10
10/26	❖ at Wagner	L	6-7
11/02	TOWSON	L	0-20
11/09	❖ ST. FRANCIS (PA.)	W	7-0
11/16	❖ at Albany	L	7-19

### 2003 (10-2, 6-1) NEC

NORTHEAST CONFERENCE CO-CHAMPIONS			
KEVIN CALLAHAN			
09/06	ST. PETER'S	W	24-0
09/13	❖ ROBERT MORRIS	W	17-10
09/20	at Georgetown	W	12-10
09/27	❖ at Stony Brook	W	20-14
10/04	IONA	W	30-7
10/11	❖ WAGNER	W	24-0
10/18	❖ ALBANY	W	10-7
10/25	at La Salle	W	50-0
11/01	❖ at Central Connecticut State	L	10-14
11/08	❖ at Sacred Heart	W	12-7
11/15	❖ at St. Francis (Pa.)	W	28-21
11/22	at Duquesne	L	10-12

# YEAR BY YEAR RESULTS

## 2004 (10-1, 6-1 NEC)

**NORTHEAST CONFERENCE CO-CHAMPIONS**

KEVIN CALLAHAN		
09/04	at Saint Peter's	W 44-3
09/11	LA SALLE	W 34-15
09/18	❖ at Robert Morris	W 29-27
09/25	❖ STONY BROOK	L 0-27
10/02	at Iona	W 40-14
10/09	❖ at Wagner	W 14-7
10/16	❖ at Albany	W 25-24
10/23	GEORGETOWN	W 27-10
10/30	❖ CENTRAL CONNECTICUT STATE	W 9-6
11/06	❖ SACRED HEART	W 28-10
11/15	❖ ST. FRANCIS (PA.)	W 49-39

## 2005 (6-4, 4-3 NEC)

KEVIN CALLAHAN		
09/03	at #14 Lehigh	L 26-54
09/10	at La Salle	W 65-27
09/17	DII #25 CALIFORNIA (PA.)	W 16-15
10/01	❖ at Stony Brook	W 36-7
10/08	❖ at Sacred Heart	W 45-14
10/15	❖ WAGNER	L 20-26
10/22	❖ ROBERT MORRIS	W 14-0
10/29	❖ at Central Connecticut State	L 13-15
11/05	❖ at St. Francis (Pa.)	L 15-19
11/12	❖ ALBANY	W 16-13

## 2006 (10-2, 6-1 NEC)

**NORTHEAST CONFERENCE CHAMPIONS**

KEVIN CALLAHAN		
09/02	at Fordham	W 23-9
09/09	MORGAN STATE	W 26-9
09/16	ST. PETER'S	W 36-12
09/23	at Colgate	W 17-12
09/23	❖ STONY BROOK	L 17-36
10/07	❖ SACRED HEART	W 24-0
10/14	❖ at Wagner	W 28-7
10/21	❖ at Robert Morris	W 16-7
10/28	❖ CENTRAL CONNECTICUT STATE	W 19-13
11/04	❖ ST. FRANCIS	W 54-20
11/11	❖ at Albany	W 19-0
GRIDIRON CLASSIC		
12/2	SAN DIEGO	L 7-27

## 2007 (4-6, 3-3 NEC)

KEVIN CALLAHAN		
09/01	at Maine	L 14-21
09/08	❖ ROBERT MORRIS	L 17-20
09/22	at Stony Brook	L 15-21
09/29	at Delaware	L 7-42
10/06	❖ at Sacred Heart	W 49-8
10/13	❖ WAGNER	L 16-45
10/27	❖ at Central Connecticut State	W 51-36
11/03	❖ at ST. FRANCIS	W 47-17
11/10	❖ ALBANY	L 3-21
11/17	DUQUESNE	W 31-20

## 2008 (7-4, 6-1 NEC)

KEVIN CALLAHAN		
08/30	at Rhode Island	L 24-27
09/06	MAINE	L 17-21
09/13	COASTAL CAROLINA	L 7-26
09/20	at Bryant	W 30-17
09/27	❖ at Robert Morris	W 34-26
10/04	❖ ST. FRANCIS	W 42-15
10/11	❖ at Wagner	W 31-17
10/25	❖ CENTRAL CONNECTICUT STATE	W 30-20
11/01	❖ at Albany	L 17-35
11/08	❖ SACRED HEART	W 19-7
11/15	❖ at Duquesne	W 37-14

## 2009 (5-6, 4-4 NEC)

KEVIN CALLAHAN		
09/05	at Colgate	L 23-35
09/12	at Coastal Carolina	L 17-24
09/19	❖ DUQUESNE	W 17-10
09/26	at Old Dominion	W 31-28
10/10	❖ WAGNER	L 24-27
10/17	❖ at Sacred Heart	W 42-20
10/24	❖ ALBANY	L 10-35
10/31	❖ BRYANT	W 10-6
11/07	❖ at Saint Francis	W 24-10
11/14	❖ at CCSU	L 19-20
11/21	❖ ROBERT MORRIS	L 9-23

## 2010 (3-8, 3-5 NEC)

KEVIN CALLAHAN		
09/04	at Colgate	L 29-30
09/11	MAINE	L 23-31
09/25	OLD DOMINION	L 21-35
10/02	❖ at Duquesne	W 44-17
10/09	❖ at Robert Morris	L 16-17
10/16	❖ BRYANT	W 21-12
10/23	❖ SAINT FRANCIS	W 19-7
10/30	❖ SACRED HEART	L 25-26
11/06	❖ at Wagner	L 20-31
11/13	❖ CCSU	L 48-49
11/20	❖ at Albany	L 19-28



MU faced Old Dominion in the Monarch's inaugural season in front of a crowd of 19,000 plus.

## 2011 (5-6, 4-4 NEC)

KEVIN CALLAHAN		
09/03	LEHIGH	L 24-49
09/17	at Villanova	W 20-9
09/24	❖ at CCSU	W 24-12
10/01	❖ ROBERT MORRIS	L 20-23
10/08	COLGATE	L 16-24
10/15	❖ at Bryant	W 40-35
10/22	❖ at Sacred Heart	W 31-17
10/29	❖ DUQUESNE	L 0-16
11/05	❖ at Saint Francis	W 48-45
11/12	❖ ALBANY	L 24-41
11/19	❖ WAGNER	L 29-44



The Hawks played in front of their largest crowd ever (21,431) at Delaware in '07.

## 2012 (5-5, 4-3 NEC)

KEVIN CALLAHAN		
09/01	at #11 Lehigh	L 17-27
09/08	RHODE ISLAND	W 41-6
09/15	❖ at Wagner	W 38-17
09/22	❖ SACRED HEART	W 27-14
09/29	❖ at Albany	L 24-55
10/13	at Cornell	L 38-41
10/20	❖ BRYANT	L 24-27
10/27	❖ at Duquesne	W 28-27
11/10	❖ ST. FRANCIS (PA.)	L 31-45
11/17	❖ at Robert Morris	W 26-21

❖ - Denotes Northeast Conference game

## 2013 (6-6, Independent)

KEVIN CALLAHAN		
08/29	at #2 Montana St.	L 24-42
09/07	at Liberty	L 15-45
09/14	Lehigh	L 25-28
09/21	at Holy Cross	W 27-14
09/28	at Columbia	W 37-14
10/05	Robert Morris	W 35-9
10/12	at St. Francis	L 10-21
10/19	CORNELL	W 48-23
11/02	at Sacred Heart	L 21-24
11/09	at Wagner	W 23-6
11/16	at Bryant	W 21-18
11/29	Duquesne	L 23-33



Monmouth celebrated the 20th year of football with a home-opening win over the CAA's Rhode Island in 2012

## 2014 (6-5, 1-4 BIG SOUTH)

KEVIN CALLAHAN		
08/30	DELAWARE STATE	W 52-17
09/13	WAGNER	W 21-16
09/20	at Duquesne	L 21-30
09/27	at Lehigh	W 28-21
10/04	at Robert Morris	W 51-20
10/11	COLUMBIA	W 61-28
10/25	❖ at Presbyterian	L 12-18
11/01	❖ CHARLESTON SOUTHERN	L 0-27
11/08	❖ at Liberty	L 24-34
11/15	❖ at #1 Coastal Carolina	L 21-52
11/22	❖ GARDNER-WEBB	W 31-15

## 2015 (5-6, 3-3 BIG SOUTH)

KEVIN CALLAHAN		
08/30	HOLY CROSS	L 19-27
09/13	at Central Michigan	L 10-31
09/20	at Wagner	W 31-16
09/27	at #16 Fordham	L 31-54
10/04	BRYANT	W 31-24
10/11	❖ at Charleston Southern	L 7-37
10/25	❖ #22 LIBERTY	W 20-17
11/01	❖ #1/2 COASTAL CAROLINA	L 20-23
11/08	❖ at Kennesaw State	L 13-23
11/15	❖ PRESBYTERIAN	W 21-16
11/22	❖ at Gardner-Webb	W 23-9

# NORTHEAST CONFERENCE CHAMPS

## 1996 NORTHEAST CONFERENCE CO-CHAMPIONS

Monmouth and Robert Morris shared parts of the inaugural title as the Northeast Conference first sponsored football for the 1996 season. The Blue and White went 7-3 overall and 3-1 in league action to claim part of the crown.

After beginning the season with a 27-0 loss to Southern Connecticut, Monmouth rattled off five consecutive wins, including NEC wins over St. Francis [Pa.] (46-17) and Wagner (23-10). The Hawks' lone loss came against Robert Morris as the Colonials logged a 43-6 win. Monmouth was able to earn part of the championship with a 33-27 win over Central Connecticut State in the season finale.

The Hawks had five players named to the All-Northeast Conference squad. On defense, linebacker Anthony Berke, lineman Jason Gmitter and back Stacy Dixon were honored, while offensive lineman Dominic Cuniglio and wide receiver William Holder were recognized on offense.


Starting quarterback Dan Sabella and backup Rich Bargloski combined to throw 13 touchdowns and just five interceptions. Sabella threw for 1,115 yards. Mike Medrano led MU's rushing attack as he averaged 6.5 yards per carry with 638 yards. Ralph O'Neil added 467 yards and nine touchdowns on the ground. William Holder averaged 23.7 yards per reception as he hauled in a team-high 23 passes for 546 yards and seven touchdowns.

Dixon spearheaded the Blue and White defense with 74 tackles. Berke added 70 tackles, including 46 solo jobs and four sacks. Gmitter logged 64 tackles with team highs of 12 sacks and seven tackles for loss of yardage. Defensive backs Vinnie Sasso and Michael James collected four and three interceptions, respectively.

### 1996 RESULTS 7-3 OVERALL, 3-1 NEC

09/07	SOUTHERN CONNECTICUT	L, 0-27
09/14	❖ ST. FRANCIS (PA.)	W, 46-17
09/21	PACE	W, 48-0
09/28	at C.W. Post	W, 14-7
10/05	at Mercyhurst	W, 28-14
10/12	❖ at Wagner	W, 23-10
10/19	TOWSON STATE	L, 6-15
10/26	❖ at Robert Morris	L, 6-43
11/09	SIENA	W, 43-10
11/16	❖ CENTRAL CONNECTICUT STATE	W, 33-27

❖ - Northeast Conference game



## 1998 NORTHEAST CONFERENCE CO-CHAMPIONS

After starting the season with a 1-4 record in non-league action, the Hawks rebounded to go 4-1 in league play, ending the season with a 5-5 mark and share of the Northeast Conference title for the second time in three years.

After suffering home losses to Dayton and Towson, Monmouth sandwiched nailbiting road defeats against Albany (31-28) and C.W. Post (27-22) around a road win over La Salle. In league play, the Hawks won four in a row, including blowouts over St. Francis [Pa.] (33-14), Sacred Heart (57-7) and Wagner (48-20) and a one-point win over Robert Morris (27-26). The Hawks entered the season finale with a chance to win an outright title, but the Blue and White lost a 17-13 contest to Central Connecticut State and the Hawks shared the crown with Robert Morris once again.

The late season run earned Kevin Callahan his first Northeast Conference Coach of the Year honor and Chris Reed recorded MU's first-ever 1,000-yard rushing season with 1,166 yards and 21 touchdowns on 208 carries to earn NEC Offensive Player of the Year accolades.

In addition to Reed, quarterback John DiPasquale, wide receiver Anthony Galella, tight end Dave Monro and lineman Anthony Verdi were named All-NEC on the offensive side, while linemen Robert Ward and Cornell Key, linebacker John Schultzel and back Aaron Edwards were tabbed all-league on defense.

Galella recorded Monmouth's finest season ever by a wide receiver, booking 61 receptions for 1,044 yards and nine touchdowns. DiPasquale completed 167-of-294 passes for 2,299 yards, 15 TDs and 11 interceptions. Schultzel recorded 96 tackles to lead the defense.

### 1998 RESULTS 5-5 OVERALL, 4-1 NEC

09/05	DAYTON	L, 14-27
09/12	TOWSON	L, 20-42
09/19	at Albany	L, 28-31
10/03	at La Salle	W, 41-7
10/10	at C.W. Post	L, 22-27
10/17	❖ ST. FRANCIS (PA.)	W, 33-14
10/24	❖ at Robert Morris	W, 27-26
10/31	❖ SACRED HEART	W, 57-7
11/07	❖ at Wagner	W, 48-20
11/14	❖ CENTRAL CONNECTICUT STATE	L, 13-17

❖ - Northeast Conference game

# NORTHEAST CONFERENCE CHAMPS

## 2003 NORTHEAST CONFERENCE CO-CHAMPIONS

The Hawks had their most successful season ever in 2003, as the Blue and White had its best start (8-0), posed its first-ever 10-win season and earned its first-ever post-season berth.

Monmouth ended the year with a 10-2 record and its only blemishes came in tightly contested games - a 14-10 loss to Central Connecticut State and a 12-10 loss to Duquesne in the ECAC Football Classic. The Hawks began the year on an 8-0 run, including shutouts over St. Peter's (24-0), Wagner (24-0) and La Salle (50-0). The highlight of the run was 10-7 win over eventual co-champion Albany in a televised Homecoming contest. The Hawks' defense stymied the Great Danes, holding All-America running back Gary Jones to just 67 yards on 16 carries, while limiting Albany to just 165 yards of total offense and six first downs. Albany did not get its first first down until 42 minutes into the contest.


After a disheartening road loss to CCSU, Monmouth rebounded with road wins over Sacred Heart (12-7) and St. Francis [Pa.] (28-21) to earn a share of the crown and by virtue of league tie-breaker rules, the Hawks earned the trip to Pittsburgh to play Duquesne in the ECAC Football Classic, where the Hawks had a chance to win in the final five minutes, but a 40-yard field goal attempt by Steve Andriola sailed wide left.

MU's defense led the nation, allowing just 244.2 yards per game and 8.5 points per game. The Blue Shirts were led by two-time All-America Joe Sentipal who booked 105 tackles, including 15 for loss of yardage, and four interceptions. Wide receiver Miles Austin had a breakout year with a school-record 12 TD receptions.

### 2003 RESULTS 10-2 OVERALL, 6-1 NEC

09/06	ST. PETER'S	W, 24-0
09/13	❖ ROBERT MORRIS	W, 17-10
09/20	at Georgetown	W, 12-10
09/27	❖ at Stony Brook	W, 20-14
10/04	IONA	W, 30-7
10/11	❖ WAGNER	W, 24-0
10/18	❖ ALBANY	W, 10-7
10/25	at La Salle	W, 50-0
11/01	❖ at Central Connecticut State	L, 10-14
11/08	❖ at Sacred Heart	W, 12-7
11/15	❖ at St. Francis (Pa.)	W, 28-21
11/22	^ at Duquesne	L, 10-12

❖ - Northeast Conference game  
^ - ECAC Football Classic (Pittsburgh, Pa.)



## 2004 NORTHEAST CONFERENCE CO-CHAMPIONS

The Hawks accomplished a feat that no other team in NCAA history had performed, winning a game on the final play of regulation three times during a season, as the Blue and White won back-to-back league titles for the first time in league annals and posted a school best .909 winning percentage.

Monmouth's miracle run began at Robert Morris as the Hawks needed a 32-yard hail mary touchdown pass from Brian Boland to Tim Hiltwine for the 29-27 win. The pass was deflected from Miles Austin to Hiltwine, who on the previous play caught a 31-yard pass while lying on his back.

After a 27-0 loss to Stony Brook, the Hawks rebounded with wins over Iona (40-14) and Wagner (14-7) to move to 5-1. The Blue and White entered a rematch of their 10-7 win over Albany in 2003 which eventually led to the Hawks' third league crown. In the game, Mon-

mouth trailed 24-22 before Steve Andriola caught a 29-yard field goal with time expired to thrust MU to a 25-24 win.

A 27-10 rout of Georgetown (27-10) led to another Homecoming contest at Kessler Field with the league title up for grabs. Monmouth was tied 6-6 with Central Connecticut State who was unscathed in NEC play. Brian Boland led the Hawks on a final scoring drive, to set up a 22-yard field goal by Andriola with the clock once again reading 0:00.


The Hawks won their last two games, 28-10 vs. Sacred Heart and 49-39 vs. St Francis [Pa.] to earn a share of the league crown with CCSU.

Monmouth boasted a league-high 11 All-NEC players including wide receiver Austin, offensive lineman Dan Iskra, placekicker Andriola and punter Sean Dennis on the first team.

### 2004 RESULTS 10-1 OVERALL, 6-1 NEC

09/04	at St. Peter's	W, 44-3
09/11	LA SALLE	W, 34-15
09/18	# at Robert Morris	W, 29-27
09/25	# STONY BROOK	L, 0-27
10/02	at Iona	W, 40-14
10/09	# at Wagner	W, 14-7
10/16	# at Albany	W, 25-24
10/23	GEORGETOWN	W, 27-10
10/30	# CENTRAL CONNECTICUT STATE	W, 9-6
11/06	# SACRED HEART	W, 28-10
11/13	# ST. FRANCIS (PA.)	W, 49-39

# - Northeast Conference game



# NORTHEAST CONFERENCE CHAMPS

## 2006 NORTHEAST CONFERENCE CHAMPIONS

Monmouth captured it's third Northeast Conference title in four years in 2006, earning a 10-2 record along the way.

The Hawks started the season off with a 23-9 win at Fordham, jumping out a 20-0 first quarter lead. The following week the Hawks opened up their home schedule with a 26-9 win over fully-funded Morgan State, then returning home to down in-state rival St. Peter's 36-12. MU then travelled up to Hamilton, N.Y., to take on perennial powerhouse Colgate. The Blue & White came away with a 17-12 win, perhaps the biggest win in program history. Monmouth held pre-season All-American Jordan Scott to 43 yards on 21 carries to improve to 4-0.

Monmouth suffered a 36-17 setback against Stony Brook in a game that was plagued with turnovers and bad breaks. The Hawks bounced back the next week with a 24-0 shutout of Sacred Heart at home, which was followed up with a 28-7 win over Wagner.


With the race for the NEC title starting to heat up, the Hawks took a 16-7 defensive battle over Robert Morris, then toppled CCSU 19-13 on TV in front of the Blue & White homecoming crowd. A 54-20 drubbing of St. Francis ensured that MU would play for at least a share of the NEC title the following week at Albany. The defense posted their second shutout of the year with a 19-0 win over the Great Danes, while quarterback Brian Boland was 17-of-18 throwing the ball as Monmouth clinched their first outright NEC title. West Long Branch was also the site of the Inaugural Gridiron Classic, but MU was downed by San Diego by a score of 27-7.

Monmouth's finished first in the country in scoring defense, while numerous Hawks earned All-NEC honors, including Kevin Callahan taking home Coach of the Year Honors. Quarterback Brian Boland wrapped up his career completely rewriting the MU passing records.

### 2006 RESULTS 10-2 OVERALL, 6-1 NEC

09/02	at Fordham	W, 23-9
09/09	MORGAN STATE	W, 26-9
09/16	ST. PETER'S	W, 36-12
09/23	at Colgate	W, 17-12
09/23	❖ STONY BROOK	L, 17-36
10/07	❖ SACRED HEART	W, 24-0
10/14	❖ at Wagner	W, 28-7
10/21	❖ at Robert Morris	W, 16-7
10/28	❖ CENTRAL CONNECTICUT STATE	W, 19-13
11/04	❖ ST. FRANCIS	W, 54-20
11/11	❖ at Albany	W, 19-0
12/2	^ SAN DIEGO	L, 7-27

❖ - Northeast Conference game  
^ - Gridiron Classic (West Long Branch, N.J.)





# ***RECORD BOOK***

**HAWKS**  
FOOTBALL

# RUSHING RECORD BOOK

## RUSHING

### TEAM RECORDS

#### Most Attempts

**Game:** 56 vs. La Salle (9-12-1997), Holy Cross (9-21-2013), Columbia (9-28-13)  
**Season:** 522 (2003)

#### Fewest Attempts

**Game:** 22 vs. Central Connecticut State (11-14-1998)  
**Season:** 252 (1993)

#### Most Net Yards Gained

**Game:** 417 vs. La Salle (9-21-1997)  
**Season:** 2,120 (2008)

#### Fewest Net Yards Gained

**Game:** -9 vs. Wagner (11-6-1999)  
**Season:** 856 (1993)

#### Highest Yards-Per-Rush Average

**Game:** 8.9 vs. St. Francis Pa. (11-04-2006) [34 for 304 yards]  
**Season:** 5.2 (2008) [409 for 2120 yards]

#### Highest Yards-Per-Game Average

**Season:** 196.7 (1997) [1,770 for 9 games]


#### Most Rushing Touchdowns

**Game:** 6 vs. Sacred Heart (10-31-1998)  
**Season:** 26 (1998, 2008)

### TEAM SINGLE-GAME HIGHS

#### RUSHING YARDS

Yds	Opponent	Date	Stats
417	vs. La Salle	9-21-1997	56 carries, 2TD
357	vs. St. John's	9-23-1995	50 carries, 3TD
338	vs. Siena	11-9-1996	48 carries, 4TD



**Workhorse Joe Migliore** racked up an 520 carries in just three seasons with the Hawks.

### INDIVIDUAL RECORDS

#### Most Attempts

**Game:** 41, David Sinisi at Old Dominion (9-26-2009)  
**Season:** 300, David Sinisi (2009)  
**Career:** 963, David Sinisi (2006-2009)

#### Most Net Yards Gained

**Game:** 243, David Sinisi vs. Saint Francis (10-04-08)  
**Season:** 1,674, David Sinisi (2008)  
**Career:** 5,049, David Sinisi (2006-2009)

#### Most Net Yards Gained, QB

**Game:** 115, Kyle Frazier vs. CCSU (11-13-2010)  
**Season:** 362, Cody Williams (2015)

**Career:** 804, Kyle Frazier (2009-2012)

#### Highest Yards-Per-Game Average

**Season:** 152.1, David Sinisi (2008) [1,674 in 11 games]  
**Career:** 114.8, David Sinisi (2006-2009) [5,049 in 44 games]

#### Highest Yards-Per-Rush Average

**Game (Min. 5 att.):** 25.3, Jim Varick at Sacred Heart (10-29-1994) [9 for 228]  
**Game (Min. 10 att.):** 12.3, Chris Reed at Wagner (11-7-1998) [17 for 209]

**Game (Min. 25 att.):** 7.7, David Sinisi vs Saint Francis (10-04-2008) [32 for 247]

**Season (Min. 100 att.):** 6.0, K.B. Asante (2013) [180 for 1,080]

**Career (Min. 200 att.):** 5.7, Mike Medrano (1996-97) [205 for 1,165]

#### Most Touchdowns

**Game:** 5, David Sinisi at Central Conn. State (10-21-2007)  
 Chris Reed vs. La Salle (10-3-1998)

**Season:** 22, David Sinisi (2008)


**Career:** 65, David Sinisi (2006-2009)

#### Most 100-Yard Games


**Season:** 9, David Sinisi (2008)  
**Career:** 25, David Sinisi (2006-2009)

#### Longest Rushing Play

**Game:** 99, David Sinisi at Sacred Heart (10-6-2007)  
 Jim Varick at Sacred Heart (10-29-1994)  
**Game (QB):** 72, Cody Williams at Fordham (9-26-2015)



**Jim Varick** recorded MU's longest run from scrimmage with a 99-yard scamper in a 1994 win over Sacred Heart. **David Sinisi** tied the record, also against the Pioneers, in 2007.



**Ralph O'Neil** is one of three MU players to log over 2,000 rushing yards during his career with 2,008.

### RUSHING YARDAGE

Player	Years	Att.	Avg.	Yards
1. David Sinisi	2006-09	963	5.2	5,049
2. Julian Hayes	2011-13	618	4.2	2,575
3. Chris Reed	1994-95, 97-98	437	5.1	2,239
4. Matt Merklinger	1998-2001	501	4.3	2,165
5. Ralph O'Neil	1993-96	453	4.4	2,008
6. Joe Migliore	2002-04	520	3.8	1,951
7. K.B. Asante	2011-14	342	5.5	1,861
8. <b>Lavon Chaney</b>	<b>2013-</b>	<b>356</b>	<b>4.6</b>	<b>1,639</b>
9. Bobby Smith	2001-05	337	4.6	1,545
10. Bobby Giles	2007-10	318	4.8	1,535
11. Jim Varick	1993-96	188	6.8	1,278
12. Mike Medrano	1996-97	205	5.7	1,165
13. Chad Smith	1999-2002	236	4.5	1,054

### RUSHING TOUCHDOWNS

Player	Years	Att.	Yards	TDs
1. David Sinisi	2006-09	963	5,049	65
2. Julian Hayes	2011-13	618	2,575	32
3. Chris Reed	1994-95, 97-98	437	2,239	30
4. Matt Merklinger	1998-2001	501	2,165	29
5. Ralph O'Neil	1993-96	453	2,008	23
6. K.B. Asante	2011-14	342	1,861	16
7. <b>Lavon Chaney</b>	<b>2013-</b>	<b>356</b>	<b>1,639</b>	<b>15</b>
8. Joe Migliore	2002-2004	520	1,951	14
9. Jim Varick	1993-96	188	1,278	13
10. Bobby Smith	2001-05	337	1,545	11
11. Kyle Frazier	2009-12	265	804	9
12. Mike Medrano	1996-97	205	1,165	7



In his four seasons, **David Sinisi** rewrote the Monmouth offensive record books.

# RUSHING RECORD BOOK

## INDIVIDUAL SINGLE-SEASON HIGHS

### RUSHING ATTEMPTS

Player	Year	Yards	Avg.	Att.
1. David Sinisi	2009	1,437	4.8	300
2. David Sinisi	2008	1,674	5.9	286
3. Julian Hayes	2013	1,111	4.6	243
4. Julian Hayes	2011	805	3.7	216
5. Chris Reed	1998	1,166	5.6	208
6. David Sinisi	2007	1,184	5.7	206
7. Matt Merklinger	2001	819	4.0	203
8. Matt Merklinger	2000	913	4.8	192
9. Joe Migliore	2004	738	3.9	190
<b>10. Lavon Chaney</b>	<b>2015</b>	<b>806</b>	<b>4.4</b>	<b>182</b>
11. K.B. Asante	2013	1,080	6.0	180
<b>12. Lavon Chaney</b>	<b>2014</b>	<b>835</b>	<b>4.8</b>	<b>173</b>
13. David Sinisi	2006	754	4.4	171
14. Joe Migliore	2003	672	4.0	169
15. Joe Migliore	2002	541	3.4	161

### RUSHING YARDAGE

Player	Years	Att.	Avg.	Yards
1. David Sinisi	2008	286	5.9	1,674
2. David Sinisi	2009	300	4.8	1,437
3. David Sinisi	2007	206	5.7	1,184
4. Chris Reed	1998	208	5.6	1,166
5. Julian Hayes	2013	243	4.6	1,111
6. K.B. Asante	2013	180	6.0	1,080
5. Matt Merklinger	2000	192	4.8	913
<b>6. Lavon Chaney</b>	<b>2014</b>	<b>173</b>	<b>4.8</b>	<b>835</b>
<b>7. Lavon Chaney</b>	<b>2015</b>	<b>182</b>	<b>4.2</b>	<b>806</b>
8. Matt Merklinger	2001	203	4.0	819
9. Julian Hayes	2011	216	3.7	805
10. Ralph O'Neil	1995	148	5.1	750
11. David Sinisi	2006	171	4.4	754
12. Joe Migliore	2004	190	3.9	738
13. Joe Migliore	2003	169	4.0	672



Chris Reed's 1,166 yards in 1998 was MU's first 1,000-yard rushing season in the program's history.

### RUSHING TOUCHDOWNS

Player	Years	Att.	Yards	TDs
1. David Sinisi	2008	286	1,674	22
2. Chris Reed	1998	208	1,166	21
3. David Sinisi	2007	206	1,184	17
4. Julian Hayes	2011	216	805	14
5. David Sinisi	2009	300	1,437	13
David Sinisi	2006	171	754	13
7. Matt Merklinger	2000	192	913	12
8. Julian Hayes	2012	159	659	11
8. Matt Merklinger	2001	203	819	10
9. L.J. Caprio	2010	66	152	9
Joe Migliore	2004	190	738	9
Ralph O'Neil	1996	98	467	9

## INDIVIDUAL SINGLE-GAME HIGHS

### RUSHING YARDAGE (100+)

247, David Sinisi vs. St. Francis (10-4-2008) - 32 carries
228, Jim Varick at Sacred Heart (10-29-1994) - 9 carries
216, David Sinisi at Old Dominion (9-26-2009) - 41 carries
214, Chris Reed at Wagner (7-1998) - 17 carries
201, David Sinisi at CCSU (11-14-2009) - 36 carries
200, David Sinisi at Sacred Heart (10-6-2007) - 17 carries
<b>196, Lavon Chaney vs Coastal Carolina (10-24-2015) - 24 carries</b>
194, David Sinisi vs. CCSU (10-25-2008) - 29 carries
192, David Sinisi at CCSU (10-27-2007) - 26 carries
187, David Sinisi at St. Francis (11-3-2007) - 24 carries
182, David Sinisi vs. Maine (9-6-2008) - 29 carries
182, David Sinisi vs. Cornell (10-19-2013) - 26 carries
174, David Sinisi at Duquesne (11-15-2008) - 23 carries
171, David Sinisi at Bryant (9-20-2008) - 26 carries
168, David Sinisi at St. Francis (11-7-2009) - 22 carries
162, Matt Merklinger at Jacksonville (11-18-2000) - 39 carries
160, Chris Reed at La Salle (10-3-1998) - 20 carries
158, Julian Hayes at Duquesne (10-27-2012) - 36 carries
152, Chris Reed vs. St. Francis (10-17-1998) - 18 carries
152, K.B. Asante vs Delaware State (8-30-2014) - 22 carries
147, David Sinisi at Robert Morris (9-27-2008) - 33 carries
143, David Sinisi vs. St. Francis (11-04-2006) - 12 carries
143, Julian Hayes at Robert Morris (11-17-2012) - 22 carries
142, Bobb Smith at La Salle (10-25-2003) - 22 carries
142, Chris Reed vs. Dayton (9-5-1998) - 34 carries
<b>140, Lavon Chaney vs Bryant (10-03-2015) - 23 carries</b>
140, Joe Migliore at Sacred Heart (11-8-2003) - 28 carries
139, Matt Merklinger vs. Wagner (10-29-1998) - 32 carries
139, Chris Reed at Robert Morris (10-29-1998) - 32 carries
139, David Sinisi vs Bryant (10-31-2009) - 29 carries
139, Ralph O'Neil vs. CCSU (11-11-1995) - 20 carries
138, David Sinisi at Rhode Island (8-30-2008) - 21 carries
135, David Sinisi at Sacred Heart (10-11-2008) - 16 carries
135, Julian Hayes at Montana State (8-29-2013) - 22 carries
135, Julian Hayes at Holy Cross (9-21-2013) - 28 carries
133, Bobby Smith at CCSU (10-29-2005) - 18 carries
132, K.B. Asante at Columbia (9-28-2013) - 15 carries
129, K.B. Asante vs. Duquesne (11-23-2013) - 27 carries
129, Joe Migliore at Wagner (10-9-2004) - 29 carries
128, Julian Hayes at St. Francis (11-5-2011) - 26 carries
128, Chris Reed vs. St. Francis (10-8-1994) - 24 carries
127, Kevin Francis vs. Siena (11-9-1996) - 8 carries
127, Ralph O'Neil at Robert Morris (9-16-1994) - 27 carries
127, Ralph O'Neil at Mercyhurst (10-5-1996) - 13 carries
<b>127, Lavon Chaney vs Delaware State (8-30-2014) - 20 carries</b>
125, David Sinisi vs. Duquesne (11-17-2007) - 24 carries
125, Joe Migliore vs. St. Francis (11-13-2004) - 30 carries
124, David Sinisi vs. Wagner (10-10-2009) - 27 carries
123, Ralph O'Neil at St. Francis (10-28-1995) - 22 carries
123, Ralph O'Neil at St. Peter's (9-16-1995) - 22 carries
122, Julian Hayes at Columbia (9-28-2013) - 33 carries
122, Chad Smith at St. Francis (10-16-1999) - 32 carries
121, David Sinisi vs. Duquesne (9-19-2009) - 32 carries
121, Chad Smith at Sacred Heart (10-30-1999) - 21 carries
120, David Sinisi vs. Robert Morris (9-8-2007) - 18 carries
120, Matt Merklinger vs. St. Francis (10-14-2000) - 16 carries
119, Bobby Giles at Sacred Heart (10-6-2007) - 16 carries
119, Mike Medrano vs. Pace (9-21-1996) - 12 carries
<b>119, Ed Royds vs Columbia (10-11-2014) - 12 att</b>
118, David Sinisi at Albany (11-1-2008) - 27 carries
118, Joe Migliore at St. Francis (11-15-2003) - 27 carries
118, K.B. Asante at Holy Cross (9-21-2013) - 24 carries
117, Matt Merklinger vs. Stony Brook (10-21-2000) - 22 carries
116, Bobby Giles vs. Saint Peter's (10-23-2010) - 23 carries
116, Matt Merklinger at Towson (10-27-2001) - 29 carries
115, Kyle Frazier vs. CCSU (11-13-2010) - 16 carries
115, David Sinisi at Stony Brook (9-22-2007) - 24 carries
114, Julian Hayes vs. Duquesne (10-29-2011) - 34 carries
<b>113, Lavon Chaney vs Robert Morris (10-4-2014) - 22 carries</b>
<b>112, Zach Welch vs Kennesaw State (10-31-2015) - 16 carries</b>
112, Mike Medrano vs. La Salle (9-21-1997) - 15 carries
111, Matt Merklinger vs. St. John's (11-10-2001) - 25 carries
110, Andrew Mandeville vs. Sacred Heart (10-30-2010) - 7 carries
110, Joe Migliore at Duquesne (11-22-2003) - 26 carries
110, Joe Migliore at Robert Morris (9-28-2002) - 31 carries
109, Chad Smith vs. C.W. Post (10-9-1999) - 16 carries
109, Matt Merklinger vs. Sacred Heart (10-31-1998) - 13 carries
<b>108, Lavon Chaney vs Columbia (10-11-2014) - 18 carries</b>
107, David Sinisi at Wagner (10-14-2006) - 23 carries
107, Kevin Francis vs. St. John's (9-23-1995) - 5 carries
106, Mike Trombetta at St. Francis (10-16-1999) - 10 carries
106, Joe Migliore at Morgan State (9-21-2002) - 25 carries
106, Julian Hayes vs. Lehigh (9-14-2013) - 24 carries
104, Julian Hayes at Sacred Heart (11-5-2013) - 26 carries
104, Bobby Smith vs. Wagner (10-11-2003) - 18 carries
104, Matt Merklinger vs. Canisius (9-29-2001) - 12 carries
103, K.B. Asante vs. Lehigh (9-14-2013) - 7 carries
103, K.B. Asante vs. Robert Morris (10-5-2013) - 15 carries
103, Julian Hayes at Wagner (09-15-2012) - 20 carries
103, Mike Medrano vs. CCSU (11-16-1996) - 12 carries
102, David Sinisi at Colgate (9-5-2009) - 26 carries
100, Bobby Smith vs. Robert Morris (10-22-2005) - 15 carries
100, Chris Reed vs. Sacred Heart (10-31-1998) - 14 carries
100, Jim Varick vs. Sacred Heart (9-25-1994) - 5 carries

## 100-YARD RUSHING GAMES

David Sinisi	2006-09	25
Julian Hayes	2011-2013	11
Matt Merklinger	1998-2001	8
Joe Migliore	2002-04	7
Chris Reed	1994-95, 97-98	7
K.B. Asante	2011-14	7
<b>Lavon Chaney</b>	<b>2013-</b>	<b>5</b>
Ralph O'Neil	1993-96	5
Bobby Smith	2001-05	4
Chad Smith	1999-2002	3
Mike Medrano	1996-97	3
Jim Varick	1993-96	2
Kevin Francis	1994-96	2
Bobby Giles	2006-10	2
<b>Zach Welch</b>	<b>2014-</b>	<b>1</b>
<b>Ed Royds</b>	<b>2014-</b>	<b>1</b>
Kyle Frazier	2009-12	1
Andrew Mandeville	2006-10	1
Mike Trombetta	1997-2000	1



Bobby Smith, a 2005 All-NEC selection, ended his career with four 100-yard rushing performances.

## YEARLY LEADERS

Year	Player	Att.	Yards	Avg.	TD
1993	Ralph O'Neil	112	378	3.4	2
1994	Jim Varick	52	436	8.4	3
1995	Ralph O'Neil	148	750	5.1	7
1996	Mike Medrano	98	638	6.5	2
1997	Mike Medrano	107	527	4.9	5
1998	Chris Reed	208	1,166	5.6	21
1999	Chad Smith	123	595	4.8	4
2000	Matt Merklinger	192	913	4.8	12
2001	Matt Merklinger	203	819	4.0	10
2002	Joe Migliore	161	541	3.4	1
2003	Joe Migliore	169	672	4.0	4
2004	Joe Migliore	190	738	3.9	9
2005	Bobby Smith	75	399	5.3	3
2006	David Sinisi	171	754	4.4	13
2007	David Sinisi	206	1,184	5.7	17
2008	David Sinisi	286	1,674	5.9	22
2009	David Sinisi	300	1,438	4.8	13
2010	Bobby Giles	150	670	4.5	1
2011	Julian Hayes	216	805	3.7	14
2012	Julian Hayes	159	659	4.1	11
2013	Julian Hayes	243	1,111	4.6	7
<b>2014</b>	<b>Lavon Chaney</b>	<b>173</b>	<b>835</b>	<b>4.8</b>	<b>8</b>
<b>2015</b>	<b>Lavon Chaney</b>	<b>182</b>	<b>806</b>	<b>4.4</b>	<b>7</b>

# PASSING RECORD BOOK

## PASSING

### TEAM RECORDS

#### Most Attempts

Game: 54 vs. Southern Connecticut (9-7-1996)  
Season: 386 (2014)

#### Fewest Attempts

Game: 3 vs. Stony Brook (10-13-2002)  
Season: 252 (2009)

#### Most Completions

Game: 35 at Cornell (10-13-2012)  
Season: 250 (2012)

#### Fewest Completions

Game: 0 vs. Stony Brook (10-13-2002); at Towson (10-27-2001)  
Season: 140 (1994)

#### Highest Completion Percentage

Game (Min. 15 att.): 89.4 vs. Albany (11-11-2006) [17-of-19]  
Game (Min. 25 att.): 81.5 at Robert Morris (11-17-2012) [22-of-27]  
Season (Min. 100 att.): 60.6 (1997) [168 of 277]  
Season (Min. 300 att.): 67.4 (2012) [250 of 371]

#### Most Net Yards Gained

Game: 418 vs. St. Peter's (10-2-1993)  
Season: 2,762 (2014)

#### Fewest Net Yards Gained

Game (Min. 1 completion.): 46 vs. CSU (10-10-2015)  
Season: 1,699 (1996)

#### Highest Efficiency Rating

Season: 136.16 (2004)

#### Most Passing Touchdowns

Game: 5 at Sacred Heart (10-8-2005); at La Salle (9-10-2005); vs. St. Peter's (10-2-1993)  
Season: 21 (2005)

### TEAM SINGLE-GAME HIGHS

#### PASSING YARDS

Yds	Opponent	Date	Stats
451	at Cornell	10-13-2012	35-of-45, 4TD
418	vs. St. Peter's	10-02-1993	28-of-53, 5TD
390	at Lehigh	09-27-2014	33-of-44, 3TD
377	at Lehigh	09-03-2005	29-of-42, 2TD
337	vs. Sacred Heart	10-31-1998	20-of-28, 2TD
331	at Robert Morris	10-04-2014	20-of-37, 2TD
330	at Sacred Heart	10-17-2009	19-of-26, 4TD
326	at Marist	09-02-1995	25-of-42, 2TD
325	at Sacred Heart	10-08-2005	20-of-34, 5TD
324	vs. Albright	11-13-1993	23-of-38, 1TD
316	vs. Lehigh	09-14-2013	29-of-41, 1TD
316	at St. Francis (Pa.)	11-05-2011	20-of-29, 2TD
314	at St. Francis (Pa.)	10-16-1993	24-of-48, 2TD
313	vs. Columbia	10-11-2014	22-of-29, 4TD
313	vs. Cornell	10-19-2013	20-of-32, 4TD
313	vs. Sacred Heart	09-22-2012	32-of-43, 2TD
313	vs. Wagner	11-19-2011	26-of-44, 4TD
307	at La Salle	09-10-2005	19-of-24, 5TD

### INDIVIDUAL RECORDS

#### Most Attempts

Game: 54, Dan Sabella vs. Southern Connecticut (9-7-1996) [28-of-54]  
Season: 365, Kyle Frazier (2012)  
Career: 1,061, Kyle Frazier (2009-12)

#### Most Completions


Game: 35, Kyle Frazier at Cornell (10-13-12)  
Season: 246, Kyle Frazier (2012)  
Career: 676, Kyle Frazier (2009-12)

#### Highest Completion Percentage

Game (Min. 10 att.): 94.4, Brian Boland at Albany (11-11-2006) [17-18]  
Game (Min. 25 att.): 82.1, Dan Sabella vs. St. John's (9-23-1995) [23-of-28]  
Season (Min. 200 att.): 64.6, Brett Burke (2008) [170-of-263]  
Season (Min. 300 att.): 67.4, Kyle Frazier (2012) [246-of-365]  
Career (Min. 400 att.): 64.6, Brett Burke (2006-08) [368-of-570]



In the most efficient game ever by a Monmouth passer, Brian Boland completed 17-of-18 passes for 213 yards and 2 TD in a 2006 win over Albany.



As one of MU's most prolific passers, Dan Sabella completed 500 of 868 passes for 6,229 yards and 52 TDs in his career.

#### Most Net Yards Gained

Game: 451, Kyle Frazier at Cornell (10-13-2012)  
Season: 2,431, Kyle Frazier (2012)  
Career: 7,812, Brian Boland (2003-06)

#### Highest Pass Efficiency Rating

Season: 136.9, Dan Sabella (1997)  
Career: 133.74, Dan Sabella (1994-97)

#### Most Touchdowns

Game: 5, Brian Boland at Sacred Heart (10-18-2005); Brian Boland at La Salle (9-10-2005); Doug Rossback vs. St. Peter's (10-2-1993)  
Season: 21, Brian Boland (2005)  
Career: 58, Brian Boland (2003-06)

#### Most Interceptions

Game: 5, Brian Boland vs. Wagner (10-15-2005)  
Season: 16, Brian Boland (2005); Doug Rossback (1993)  
Career: 41, Brian Boland (2003-06)

#### Most 300-yard Passing Games

Season: 3, Doug Rossback (1993), Brandon Hill (2014)  
Career: 5, Brandon Hill (2013-14)

#### Most 200-yard Passing Games

Season: 7, Brian Boland (2006), Brandon Hill (2014)  
Career: 19, Dan Sabella (1994-97)

#### Longest Passing Play

Game: 90, Bill Rankin to Joe Migliore at Morgan State (9-21-2002)



Brandon Hill recorded five 300+ yard passing games in just two seasons with the Blue & White.

# PASSING RECORD BOOK

## CAREER LEADERS

### PASSING ATTEMPTS

Player	Years	Cmp.	Yards	Att.
1. Kyle Frazier	2009-12	676	7,115	1,061
2. Brian Boland	2003-06	627	7,812	1,052
3. Dan Sabella	1994-97	500	6,229	868
4. Bill Rankin	2000-02	320	4,039	725
5. Brett Burke	2005-08	368	3,766	570
6. John DiPasquale	1996-99	221	2,764	423
7. Doug Rossback	1993-94	213	2,744	387
8. Brandon Hill	2013-14	382	4,752	657
9. Chris Wielgosz	1999-2002	149	1,816	343

### PASSING COMPLETIONS

Player	Years	Att.	Yards	Cmp.
1. Kyle Frazier	2009-12	1,061	7,115	676
2. Brian Boland	2003-06	1,052	7,812	627
3. Dan Sabella	1994-97	868	6,229	500
4. Brandon Hill	2013-14	382	4,752	382
5. Brett Burke	2005-08	570	3,766	368
6. Bill Rankin	2000-02	725	4,039	320
7. John DiPasquale	1996-99	423	2,764	221
8. Doug Rossback	1993-94	387	2,744	213
9. <b>Cody Williams</b>	<b>2015-</b>	<b>311</b>	<b>1,868</b>	<b>182</b>
10. Chris Wielgosz	1999-2002	343	1,816	149

### PASSING YARDAGE

Player	Years	Cmp.	Att.	Yards
1. Brian Boland	2003-06	627	1,052	7,812
2. Kyle Frazier	2009-12	676	1,061	7,115
3. Dan Sabella	1994-97	500	868	6,229
4. Brandon Hill	2013-14	382	657	4,752
5. Bill Rankin	2000-02	320	725	4,039
6. Brett Burke	2005-08	368	570	3,766
7. John DiPasquale	1996-99	221	423	2,764
8. Doug Rossback	1993-94	213	387	2,744
9. <b>Cody Williams</b>	<b>2015-</b>	<b>182</b>	<b>311</b>	<b>1,868</b>
10. Chris Wielgosz	1999-2002	149	343	1,816

### PASS EFFICIENCY (Min. 150 completions)

Player	Years	Yards	TD	Int	Rtg
1. Dan Sabella	1994-97	6,229	52	17	133.74
2. Kyle Frazier	2009-12	7,115	40	25	133.20
3. Brian Boland	2003-06	7,812	58	41	132.38
4. Brandon Hill	2013-14	4,752	38	17	132.76
5. Brett Burke	2005-08	3,766	22	12	128.59
6. <b>Cody Williams</b>	<b>2015-</b>	<b>1,868</b>	<b>12</b>	<b>11</b>	<b>114.63</b>
7. Doug Rossback	1993-94	2,744	12	23	112.94
8. John DiPasquale	1996-99	2,764	17	17	112.36
9. Bill Rankin	2000-02	4,039	25	32	93.49

### PASSING TOUCHDOWNS

Player	Years	Cmp.	Att.	Yards	TD
1. Brian Boland	2003-06	627	1,052	7,812	58
2. Dan Sabella	1994-97	500	868	6,229	52
3. Kyle Frazier	2009-12	676	1,061	7,115	40
4. Brandon Hill	2013-14	382	651	4,752	38
5. Bill Rankin	2000-02	320	725	4,039	25
6. Brett Burke	2005-08	368	570	3,766	22
7. John DiPasquale	1996-99	221	423	2,764	17
8. <b>Cody Williams</b>	<b>2015-</b>	<b>182</b>	<b>311</b>	<b>1,868</b>	<b>12</b>
Doug Rossback	1993-94	213	387	2,744	12
9. Craig Peterson	2009-	110	175	1,310	10
Brendan Kennedy	2002-05	66	122	912	10
11. Chris Wielgosz	1999-2002	149	343	1,816	8

### COMPLETION PERCENTAGE (Min. 150 completions)

Player	Years	Cmp.	Att.	Yards	%
1. Brett Burke	2005-08	368	570	3,766	64.6
2. Kyle Frazier	2009-12	676	1,061	7,115	63.7
3. Brian Boland	2003-06	627	1,052	7,812	59.6
4. <b>Cody Williams</b>	<b>2015-</b>	<b>182</b>	<b>311</b>	<b>1,868</b>	<b>58.5</b>
5. Brandon Hill	2013-14	382	692	4,752	58.1
6. Dan Sabella	1994-97	500	868	6,229	57.6
7. Dan Sabella	1993-94	213	387	2,744	55.0
8. John DiPasquale	1996-99	221	423	2,764	52.2
9. Bill Rankin	2000-02	320	725	4,039	44.1



Kyle Frazier left Monmouth ranked in the top three in every passing category.

## INDIVIDUAL SINGLE-SEASON HIGHS

### PASSING ATTEMPTS

Player	Years	Cmp.	Yards	Att.
1. Kyle Frazier	2012	246	2,431	365
2. Brandon Hill	2014	201	2,396	334
3. Brian Boland	2005	188	2,320	323
Brandon Hill	2013	323	2,356	323
5. <b>Cody Williams</b>	<b>2015</b>	<b>182</b>	<b>1,868</b>	<b>311</b>
6. Brian Boland	2006	197	2,353	305
7. Dan Sabella	1995	175	2,149	303
8. Kyle Frazier	2010	182	2,072	297
Brett Burke	2007	192	1,967	297
10. John DiPasquale	1998	167	2,299	294
11. Dan Sabella	1997	168	1,950	277
12. Doug Rossback	1993	147	1,905	264
13. Brett Burke	2008	170	1,743	263
14. Bill Rankin	2000	112	1,355	255
15. Chris Wielgosz	1999	106	1,330	246

### PASSING COMPLETIONS

Player	Years	Att.	Yards	Cmp.
1. Kyle Frazier	2012	365	2,431	246
2. Brandon Hill	2014	334	2,396	201
3. Brian Boland	2006	305	2,353	197
4. Brett Burke	2007	297	1,967	192
5. Brian Boland	2005	323	2,320	188
6. <b>Cody Williams</b>	<b>2015</b>	<b>311</b>	<b>1,868</b>	<b>182</b>
Kyle Frazier	2010	297	2,072	182
8. Brandon Hill	2013	181	2,356	181
9. Dan Sabella	1995	303	2,149	175
10. Brett Burke	2008	263	1,743	170
11. Dan Sabella	1997	277	1,950	168
12. John DiPasquale	1998	294	2,299	167
13. Doug Rossback	1993	264	1,905	147
14. Kyle Frazier	2009	216	1,453	129
15. Brian Boland	2003	218	1,482	122

### PASSING YARDAGE

Player	Year	Cmp.	Att.	Yards
1. Kyle Frazier	2012	246	365	2,431
2. Brandon Hill	2014	201	334	2,396
3. Brandon Hill	2013	181	323	2,356
4. Brian Boland	2006	197	305	2,353
5. Brian Boland	2005	188	323	2,320
6. John DiPasquale	1998	167	294	2,299
7. Dan Sabella	1995	175	303	2,149
8. Kyle Frazier	2010	182	297	2,072
9. Brett Burke	2007	192	297	1,967
10. Dan Sabella	1997	168	277	1,950
11. Doug Rossback	1993	147	264	1,905
12. <b>Cody Williams</b>	<b>2015</b>	<b>182</b>	<b>311</b>	<b>1,868</b>
13. Brian Boland	2004	116	206	1,643
14. Bill Rankin	2001	115	231	1,495
15. Brian Boland	2003	122	218	1,482

## PASS EFFICIENCY


Player	Years	Yards	TD	Int	Rtg
1. Brian Boland	2006	2,353	14	9	138.64
2. Dan Sabella	1997	1,950	18	6	136.90
3. Brian Boland	2004	1,643	12	6	136.70
4. Brandon Hill	2014	2,396	19	6	135.6
5. Kyle Frazier	2012	2,431	17	10	133.20
6. Dan Sabella	1995	2,149	17	5	132.55
7. John DiPasquale	1998	2,299	15	11	131.84
8. Brett Burke	2008	1,743	12	6	130.80
9. Brian Boland	2005	2,334	21	16	130.45
10. Brandon Hill	2013	2,356	19	11	129.91
11. Kyle Frazier	2009	1,453	10	4	127.80
12. Brett Burke	2007	1,967	10	6	127.07
13. Kyle Frazier	2010	2,072	9	6	125.84
14. Brian Boland	2003	1,482	11	10	120.54
15. <b>Cody Williams</b>	<b>2015</b>	<b>1,868</b>	<b>12</b>	<b>11</b>	<b>114.63</b>

## PASSING TOUCHDOWNS

Player	Year	Cmp.	Att.	Yards	TD
1. Brian Boland	2005	188	323	2,334	21
2. Brandon Hill	2014	201	334	2,396	19
Brandon Hill	2013	181	323	2,356	19
3. Dan Sabella	1997	168	277	1,950	18
4. Kyle Frazier	2012	246	365	2,431	17
Dan Sabella	1995	175	303	2,149	17
6. John DiPasquale	1998	167	294	2,299	15
7. Brian Boland	2006	197	305	2,353	14
8. <b>Cody Williams</b>	<b>2015</b>	<b>182</b>	<b>311</b>	<b>1,868</b>	<b>12</b>
Brett Burke	2008	170	263	1,743	12
Brian Boland	2004	116	206	1,643	12
11. Brian Boland	2003	122	218	1,482	11
12. Craig Peterson	2011	106	169	1,262	10
Brett Burke	2007	192	297	1,967	10
Bill Rankin	2001	115	231	1,495	10
Kyle Frazier	2009	129	216	1,453	10

## COMPLETION PERCENTAGE (Min. 15 cm. per game)

Player	Year	Cmp.	Att.	Yards	%
1. Kyle Frazier	2012	246	365	2,431	67.4
2. Brett Burke	2008	170	263	1,743	64.6
Brett Burke	2007	192	297	1,967	64.6
4. Brian Boland	2006	197	305	2,353	64.5
5. Craig Peterson	2011	106	169	1,262	62.7
6. Kyle Frazier	2010	182	297	2,072	61.3
7. Dan Sabella	1997	168	277	1,950	60.6
8. Brandon Hill	2014	201	334	2,396	60.2
9. <b>Cody Williams</b>	<b>2015</b>	<b>182</b>	<b>311</b>	<b>1,868</b>	<b>58.5</b>
Brian Boland	2005	188	323	2,334	58.2
11. Dan Sabella	1995	175	303	2,149	57.8
12. John DiPasquale	1998	167	294	2,299	56.8
13. Dan Sabella	1996	85	150	1,115	56.7
14. Brian Boland	2004	116	206	1,643	56.3
15. Brian Boland	2003	122	218	1,482	56.0



Brett Burke still ranks as one of the most accurate passers in Monmouth history.

# PASSING RECORD BOOK

## INDIVIDUAL SINGLE-GAME HIGHS

### PASSING YARDAGE (225+)

451, Kyle Frazier at Cornell (10-13-2012) 35-of-45, 4TD  
 418, Doug Rossback vs. St. Peter's (10-2-1993) 28-of-53, 5TD  
 390, Brandon Hill at Lehigh (9-27-2014) 33-of-44, 3TD  
 348, Brian Boland at Lehigh (9-3-2005) 28-of-39, 2TD  
 331, Brandon Hill at Robert Morris (10-4-2014) 20-of-37, 2TD  
 328, John DiPasquale vs. Sacred Heart (10-31-1998) 18-of-23, 2TD  
 326, Dan Sabella at Marist (9-2-1995) 25-of-42, 2TD  
 324, Doug Rossback at Albright (11-13-1993) 23-of-38, 3TD  
 322, Kyle Frazier at Sacred Heart (10-17-2009) 18-of-24, 4TD  
 316, Brandon Hill vs. Lehigh (9-14-2013) 29-of-41, 1TD  
 316, Craig Peterson at St. Francis (11-5-2011) 20-of-29, 2TD  
 314, Doug Rossback at St. Francis (10-16-1993) 24-of-48, 2TD  
 313, Brandon Hill vs. Cornell (10-19-2013) 20-of-32, 4TD  
 313, Craig Peterson vs. Wagner (11-19-2011) 26-of-44, 4TD  
 313, Kyle Frazier vs. Sacred Heart (9-22-2012) 32-of-43, 2TD  
 302, Dan Sabella vs. St. John's (9-23-1995) 23-of-28, 3TD  
 301, Brandon Hill vs. Columbia (10-11-2014) 18-of-24 4TD  
 300, Kyle Frazier vs CCSU (11-13-2010) 18-of-29, 2TD  
 296, Craig Peterson vs. Albany (11-12-2011) 32-of-49, 2TD  
 296, Brian Boland at Stony Brook (10-1-2005) 28-of-41, 2TD  
 289, Brett Burke vs. Wagner (10-13-2007) 31-of-49, TD  
 288, Brian Boland at Sacred Heart (10-8-2005) 17-of-30, 5TD  
 288, John DiPasquale at C.W. Post (10-10-1998) 26-of-33, 2TD  
 287, John DiPasquale vs. CCSU (11-14-1998) 19-of-38, TD  
 286, Brian Boland at La Salle (9-10-2005) 14-of-18, 5TD  
 280, Dan Sabella vs. Wagner (11-8-1997) 16-of-22, 4TD  
 278, Brandon Hill vs. Duquesne (11-23-2013) 18-of-31, 3TD  
 274, Kyle Frazier at Albany (9-29-2012) 33-of-52, 2TD  
 267, Brian Boland vs. Stony Brook (9-30-2006) 29-of-39, TD  
 267, Dan Sabella vs. CCSU (11-16-1996) 26-of-31, 2TD  
 266, Bill Rankin at CCSU (9-22-2001) 14-of-25, 3TD  
 265, Doug Rossback vs. Hartwick (10-23-1993) 22-of-37  
 264, Kyle Frazier vs. Rhode Island (9-8-2012) 18-of-28, 3TD  
 263, Brett Burke at Duquesne (11-15-2008) 14-of-23, 2TD  
 263, Doug Rossback vs. Wagner (11-6-1993) 22-of-39  
 263, Dan Sabella at Wagner (10-1-1994) 17-of-30, 2TD  
**259, Cody Williams at Wagner (9-19-2015) 24-of-35, TD**  
 259, Brian Boland vs. California [Pa.] (9-17-2005), 23-of-40, 2TD  
**258, Cody Williams vs Holy Cross (9-5-2015), 22-of-33 TD**  
 258, Kyle Frazier at Robert Morris (11-17-2012) 22-of-27, 1TD  
 258, Brandon Hill at Duquesne (9-20-2014) 24-of-42, 2TD  
 258, Brandon Hill at Coastal Carolina (11-15-2014) 22-of-38, 2 TD  
 252, Brian Boland at Robert Morris (9-18-2004) 15-of-26, 3TD  
 249, Chris Wielgosz at CCSU (11-13-1999) 22-of-38  
 246, Kyle Frazier vs. St. Francis (11-10-2012) 25-of-40, 1 TD  
 245, John DiPasquale vs. Towson (9-12-1998) 20-of-35, TD  
 243, Dan Sabella at Towson State (9-30-1995) 20-of-38, 2TD  
 241, Brett Burke vs Sacred Heart (10-6-2007) 15-of-19, 2TD  
 241, Dan Sabella at CCSU (11-15-1997) 14-of-29, 2TD  
 241, Kyle Frazier vs. Robert Morris (10-1-2011) 27-of-39, TD  
 240, Kyle Frazier vs. Maine (9-11-2010) 20-of-36  
 240, Chris Wielgosz vs. Robert Morris (10-23-1999) 15-of-36, TD  
 240, Brandon Hill at Montana State (8-29-2013) 18-of-31, 2TD  
 237, Brian Boland vs. St. Francis (11-4-2006) 12-of-17 3TD  
 236, Brandon Hill at Presbyterian (10-25-2014) 18-of-33, 1TD  
 234, Brett Burke at St. Francis (11-3-2007) 18-of-31, 3TD  
 233, John DiPasquale at Albany (9-19-1998) 15-of-32, 2TD  
 232, Kyle Frazier at Duquesne (10-02-2010) 15-of-29, TD  
 229, Dan Sabella vs. Southern Connecticut (9-7-1996) 28-of-54  
 228, Dan Sabella at St. Francis (10-18-1997) 13-of-25, 2TD  
 228, Dan Sabella vs. New Haven (10-5-1997) 25-of-42  
 227, Brett Burke vs. Sacred Heart (11-8-2008) 20-of-25  
 227, Brian Boland vs. CCSU (10-28-2006) 16-of-30  
 226, Brian Boland vs. St. Peter's (9-16-2006) 20-of-31, TD  
 225, Bill Rankin at Lafayette (9-7-2002) 16-of-31, 2TD  
 225, Dan Sabella vs. Dayton (9-13-1997) 15-of-31, TD  
 225, Kyle Frazier vs. Lehigh (9-1-2011) 22-of-39

### 300-YARD PASSING GAMES


Brandon Hill	2013-14	5
Kyle Frazier	2009-12	4
Doug Rossback	1993-94	3
Craig Peterson	2009-12	2
Dan Sabella	1994-97	2
Brian Boland	2003-06	1
John DiPasquale	1996-99	1

### 200-YARD PASSING GAMES

Dan Sabella	1994-97	19
Brian Boland	2003-06	18
Brandon Hill	2013-14	13
Kyle Frazier	2009-12	11
Brett Burke	2005-08	6
Doug Rossback	1993-94	6
John DiPasquale	1996-99	6
Bill Rankin	2000-02	5
<b>Cody Williams</b>	<b>2015-</b>	<b>4</b>
Craig Peterson	2009-12	3
Chris Wielgosz	1999-2002	2
Greg DePugh	2011-14	1

### YEARLY LEADERS

Year	Player	Att.	Cmp.	Pct.	Yards	TD
1993	Doug Rossback	264	147	55.7	1,905	8
1994	Dan Sabella	138	72	52.2	1,015	9
1995	Dan Sabella	303	175	57.8	2,149	17
1996	Dan Sabella	150	85	56.7	1,115	8
1997	Dan Sabella	277	168	60.6	1,950	18
1998	John DiPasquale	294	167	56.8	2,299	15
1999	Chris Wielgosz	246	106	43.1	1,330	7
2000	Bill Rankin	255	112	43.9	1,355	9
2001	Bill Rankin	231	115	49.8	1,495	10
2002	Bill Rankin	239	93	38.9	1,189	6
2003	Brian Boland	218	122	56.0	1,482	11
2004	Brian Boland	206	116	56.3	1,643	12
2005	Brian Boland	323	188	58.2	2,334	21
2006	Brian Boland	305	197	64.5	2,353	14
2007	Brett Burke	397	192	64.6	1,967	10
2008	Brett Burke	263	170	64.6	1,743	12
2009	Kyle Frazier	216	129	59.7	1,453	10
2010	Kyle Frazier	297	182	61.3	2,072	9
2011	Craig Peterson	169	106	62.7	1,262	10
2012	Kyle Frazier	365	246	67.4	2,431	17
2013	Brandon Hill	323	181	56.0	2,356	19
2014	Brandon Hill	334	201	60.2	2,396	19
<b>2015</b>	<b>Cody Williams</b>	<b>311</b>	<b>182</b>	<b>58.5</b>	<b>1,868</b>	<b>12</b>



Doug Rossback threw for a then-school record 418 yards and five touchdowns in a 1993 win over St. Peter's.



Brian Boland led Monmouth to Northeast Conference titles in three out of his four seasons in West Long Branch.



Kyle Frazier finished his career second in total offensive yards (7,919) while playing in 38 games.

# TOTAL OFFENSE RECORD BOOK

## TOTAL OFFENSE

### TEAM RECORDS

#### Most Plays

Game: 94 at Columbia (9-28-2013)  
Season: 829 (2013)

#### Fewest Plays

Game: 40 at Coastal Carolina (9-12-2009)  
Season: 528 (1993)

#### Most Net Yards Gained

Game: 659 vs. St. John's (9-23-1995)  
Season: 4,296 (1998)

#### Fewest Net Yards Gained

Game: 112 vs. Charleston Southern (11-1-2014)  
Season: 2,809 (1999)

#### Highest Yards-Per-Play Average

Season: 5.9 (1998)

#### Highest Yards-Per-Game Average

Season: 429.6 (1998)

#### Most Touchdowns (Rushing & Passing)

Season: 41 (1998) [26 rush & 15 pass]

### TEAM SINGLE-GAME HIGHS

#### TOTAL OFFENSE YARDS

Yds	Opponent	Date	Stats
659	vs. St. John's	9-23-1995	357 rush, 302 pass
627	vs. La Salle	9-21-1997	417 rush, 210 pass
616	vs. St. Peter's	10-2-1993	198 rush, 418 pass

### INDIVIDUAL RECORDS

#### Most Plays

Game: 57, Kyle Frazier at Albany (9-29-2012)  
[5 r, 52 p]

Season: 449, Kyle Frazier (2012) [84 rush, 365 pass]

Career: 1,471, Brian Boland (2003-06) [419 rush, 1,052 pass]

#### Most Net Yards Gained

Game: 513, Kyle Frazier (10-13-2012)  
[62 r, 451 p]

Season: 2,662, Kyle Frazier (2012) [231 rush, 2,431 pass]

Career: 8,246, Brian Boland (2003-06) [434 rush, 7,812 pass]

#### Highest Yards-Per-Game Average

Season: 282.1, Doug Rossback (1993) [1,975 in 7 games]

Career: 212.0, Doug Rossback (1993-94) [2,756 in 13 games]



Doug Rossback amassed a school-record 441 yards of total offense in MU's win over St. Peter's in 1994.

### Most Touchdowns (Rushing & Passing)

Game: 6, Doug Rossback vs. St. Peter's (10-2-1994) [1 r, 5 p]


Season: 22, Brian Boland (2005) [1 rush, 21 pass]

David Sinisi (2008) [22 rush, 0 pass]

Career: 64, Brian Boland (2003-06) [6 rush, 58 pass]



Matt Merklinger




Chris Reed

### CAREER LEADERS

#### TOTAL OFFENSE YARDS

Player	Years	Plays	Rush	Pass	Total
1. Brian Boland	2003-06	1,471	434	7,812	8,246
2. Kyle Frazier	2009-12	1,326	804	7,115	7,919
3. Dan Sabella	1994-97	930	-82	6,229	6,147
4. David Sinisi	2006-09	981	5,049	58	5,107
5. Brandon Hill	2013-14	724	-356	4,396	4,040
6. Bill Rankin	2000-02	875	-165	4,039	3,874
7. Brett Burke	2005-08	664	-33	3,825	3,792
8. Doug Rossback	1993-94	340	12	2,744	2,756
9. John DiPasquale	1996-99	454	-191	2,764	2,573
10. Chris Reed	1994-95, 97-98	438	2,239	0	2,239
11. Cody Williams	2015	421	362	1,868	2,230
12. Matt Merklinger	1998-2001	503	2,165	355	2,200



Dan Sabella is second in total offense with 6,147 yards from 1994 to 1997.

### INDIVIDUAL SINGLE-SEASON HIGHS

#### TOTAL OFFENSE YARDS

Player	Year	Plays	Rush	Pass	Total
1. Kyle Frazier	2012	449	231	2,431	2,662
2. Brian Boland	2006	404	253	2,353	2,606
3. Brian Boland	2005	370	184	2,334	2,518
4. Kyle Frazier	2010	381	334	2,072	2,406
5. Brandon Hill	2014	363	-153	2,396	2,243
6. Cody Williams	2015	421	362	1,868	2,230
7. John DiPasquale	1998	306	-86	2,299	2,213
8. Brandon Hill	2013	361	-203	2,356	2,153
9. Dan Sabella	1995	326	-49	2,149	2,100
10. Doug Rossback	1993	300	70	1,905	1,975
11. Dan Sabella	1997	294	6	1,950	1,956
12. Brett Burke	2007	360	-32	1,967	1,935
13. Brett Burke	2008	284	4	1,743	1,747
14. David Sinisi	2008	286	1674	0	1,674
15. Brian Boland	2004	265	22	1,643	1,665

### INDIVIDUAL SINGLE-GAME HIGHS

#### TOTAL OFFENSE YARDS

Yds	Player	Opponent	Date	Stats
513	Kyle Frazier	Cornell	10-13-2012	62 r, 451 p
441	Doug Rossback	St. Peter's	10-3-1993	23 r, 418 p
415	Kyle Frazier	CCSU	11-13-2010	115 r, 300 p
357	Brandon Hill	Lehigh	9-27-2014	-33 r, 390 p
341	Brian Boland	Lehigh	9-3-2005	-7 r, 348 p
340	Doug Rossback	St. Francis	10-16-1993	26 r, 314 p
328	John DiPasquale	Sacred Heart	10-31-1998	0 r, 328 p
322	Doug Rossback	Albright	11-13-1993	-2r, 324 p
321	Kyle Frazier	Rhode Island	9-8-2012	57 r, 264 p
318	Kyle Frazier	Sacred Heart	10-17-2009	-4r, 322 p
311	Craig Peterson	Wagner	11-19-2011	-2r, 313 p
309	Brian Boland	Sacred Heart	10-8-2005	21 r, 288 p
306	Kyle Frazier	Sacred Heart	9-22-2012	-7 r, 313 p




Kyle Frazier set Monmouth's single game total offense record with 513 yards against Cornell in 2013.

### YEARLY LEADERS

Year	Player	G	Rush	Pass	Yards	Avg
1993	Doug Rossback	7	70	1,905	1,975	282.1
1994	Doug Rossback	6	-59	839	781	130.2
1995	Dan Sabella	10	-49	2,149	2,100	210.0
1996	Dan Sabella	7	-16	1,115	1,099	157.0
1997	Dan Sabella	9	6	1,950	1,956	217.3
1998	John DiPasquale	10	-86	2,299	2,213	221.3
1999	Chris Wielgosz	9	-86	1,330	1,244	138.2
2000	Bill Rankin	11	-150	1,355	1,205	109.5
2001	Bill Rankin	10	-102	1,495	1,393	139.3
2002	Bill Rankin	10	87	1,189	1,276	127.6
2003	Brian Boland	11	-25	1,482	1,457	132.5
2004	Brian Boland	11	22	1,643	1,665	151.4
2005	Brian Boland	10	184	2,334	2,518	251.9
2006	Brian Boland	12	253	2,353	2,606	225.5
2007	Brett Burke	10	-63	1,967	1,935	193.5
2008	Brett Burke	11	4	1,743	1,747	158.8
2009	David Sinisi	11	1,437	35	1,467	133.4
2010	Kyle Frazier	11	334	2,072	2,406	218.7
2011	Kyle Frazier	6	239	1,159	1,398	233.0
2012	Kyle Frazier	10	231	2,431	2,662	266.2
2013	Brandon Hill	12	-203	2,356	2,153	179.41
2014	Brandon Hill	10	-153	2,396	2,243	224.3
2015	Cody Williams	11	362	1,868	2,230	202.7



Brian Boland



John DiPasquale

# RECEIVING RECORD BOOK

## RECEIVING

### INDIVIDUAL RECORDS

#### Most Receptions

**Game:** 13, Neal Sterling vs. Lehigh (9-14-2013)  
**Game (Tight End):** 8, Tyler George vs Lehigh (9-3-2011)  
 8, Tyler George at Albany (9-29-2012)  
**Season:** 73, Adam San Miguel (2006)  
**Season (running back):** 49, Lavon Chaney (2014)  
**Season (tight end):** 42, John Nalbone (2008)  
**Career:** 212, Neal Sterling (2011-14)  
**Career (running back):** 83, David Sinisi (2006-2009)  
**Career (tight end):** 121, Tyler George (2009-12)

#### Most Receiving Yards

**Game:** 235, Miles Austin at Sacred Heart (10-8-2005)  
**Game (running back):** 107, Matt Merklinger vs. Albany (11-3-2001)  
**Game (tight end):** 119, Mike McLafferty at Wagner (11-9-2013)  
**Season:** 1,044, Anthony Galella (1998)  
**Season (running back):** 411, Matt Merklinger (2001)  
**Season (tight end):** 501, Mike McLafferty (2013)  
**Career:** 2,867, Miles Austin (2002-05)  
**Career (running back):** 914, David Sinisi (2006-2009)  
**Career (tight end):** 1,083, Tyler George (2009-12)

#### Highest Yards-Per-Catch Average

**Game (Min. 3 rec.):** 38.3, Will Holder at C.W. Post (9-28-1996) [3 for 115]  
**Game (Min. 5 rec.):** 38.0, Miles Austin at La Salle (9-10-2005) [6 rec. for 228 yards]  
**Season (Min. 20 rec.):** 23.7, Will Holder (1996) [23 for 546]  
**Career (Min. 50 rec.):** 19.1, Miles Austin (2002-05) [150 rec. for 2,173]

#### Most Touchdowns Receptions

**Game:** 4, Miles Austin at Sacred Heart (10-8-2005)  
**Season:** 12, Miles Austin (2003)  
**Career:** 33, Miles Austin (2002-05)

#### Most 100-Yard Games

**Season:** 5, Miles Austin (2005); Miles Austin (2004); Anthony Galella (1998)  
**Career:** 12, Miles Austin (2002-05)

### CAREER LEADERS

#### PASS RECEPTIONS

Player	Years	Yards	Avg.	Rec.
1. Neal Sterling	2011-14	2,615	12.3	212
2. Adam San Miguel	2004-07	2,252	11.6	194
3. Miles Austin	2002-05	2,867	19.1	150
4. Tyler George	2009-12	1,083	8.9	121
5. Will Holder	1993, 95-97	2,172	19.1	114
6. Anthony Galella	1995-98	1,653	15.4	107
7. John Nalbone	2005-08	1,079	10.6	101
8. Tristan Roberts	2011-12	1,143	12.4	92
9. Rick Finer	1993, 95-97	1,100	12.4	89
10. David Sinisi	2006-09	914	11.0	83
11. Chris Kiley	2005-08	783	9.5	82
12. Mitchell Pollard	2010-12	946	12.4	76
13. Billy Lynn	2000-03	908	12.1	75
14. Marcus Winters	1993-94	1,024	14.0	73
15. Darren Ambush	2013-	941	13.1	72

#### RECEPTION YARDAGE

Player	Years	Rec.	Avg.	Yards
1. Miles Austin	2002-05	150	19.1	2,867
2. Neal Sterling	2011-14	212	12.3	2,615
3. Adam San Miguel	2004-07	194	11.6	2,252
4. Will Holder	1993, 95-97	114	19.1	2,172
5. Anthony Galella	1995-98	107	15.4	1,653
6. Tristan Roberts	2011-12	92	12.4	1,143
7. Rick Finer	1993, 95-97	89	12.4	1,100
8. Tyler George	2009-12	121	8.9	1,083
9. John Nalbone	2005-08	101	10.6	1,079
10. Marcus Winters	1993-94	73	14.0	1,024
11. Mitchell Pollard	2010-12	76	12.4	946
12. Darren Ambush	2013-	72	13.1	941
13. David Sinisi	2006-09	83	11.0	914
14. Billy Lynn	2000-2003	75	12.1	908
15. Chris Kiley	2005-08	82	9.5	783

### TOUCHDOWN RECEPTIONS

Player	Years	Rec.	Yards	TD
1. Miles Austin	2002-05	150	2,867	33
2. Neal Sterling	2011-14	212	2,615	22
3. Will Holder	1993, 95-97	114	2,172	21
4. Adam San Miguel	2004-07	194	2,252	14
5. Anthony Galella	1995-98	107	1,653	13
6. Tristan Roberts	2011-12	92	1,143	11
7. John Nalbone	2005-08	101	1,079	9
8. Rick Finer	1993, 95-97	89	1,100	8
9. David Sinisi	2006-09	83	914	7
William Kelliher	1993-96	51	678	7
<b>Darren Ambush</b>	<b>2013-</b>	<b>72</b>	<b>941</b>	<b>7</b>
11. Nick Romeo	2006-2010	55	672	6
Matt Merklinger	1998-2001	67	694	6
Eji Maxilom	1999-2000	65	757	6
Marcus Winters	1993-94	73	1,024	6



Adam San Miguel held the Monmouth record for career receptions until 2014.



NFL ProBowler Miles Austin had a MU record 12 100+ yard receiving games.



Tristan Roberts had 165 yards and 3 touchdowns against Wagner in 2011.



Monmouth wideout Will Holder played for 12 seasons in the Arena Football League.

# RECEIVING RECORD BOOK

## INDIVIDUAL SINGLE-SEASON HIGHS

### PASS RECEPTIONS

Player	Years	Yards	Avg.	Rec.
1. Adam San Miguel	2006	872	11.9	73
2. Anthony Galella	1998	1,044	17.1	61
3. Neal Sterling	2013	647	11.4	57
Neal Sterling	2011	677	11.9	57
5. Neal Sterling	2014	905	16.5	55
Tristan Roberts	2012	714	13.0	55
7. Mitchell Pollard	2011	582	11.0	53
8. Adam San Miguel	2005	569	11.2	51
<b>9. Darren Ambush</b>	<b>2015</b>	<b>614</b>	<b>12.5</b>	<b>49</b>
Adam San Miguel	2007	546	11.1	49
Miles Austin	2005	1,004	20.5	49
12. Miles Austin	2004	859	18.3	47
13. Miles Austin	2003	796	18.1	44
14. John Nalbhone	2008	491	11.7	42
Eji Maxilom	1999	377	9.0	42

### RECEPTION YARDAGE

Player	Years	Rec.	Avg.	Yards
1. Anthony Galella	1998	61	17.1	1,044
2. Miles Austin	2005	49	20.5	1,004
3. Neal Sterling	2014	55	16.5	905
4. Adam San Miguel	2006	73	11.9	872
5. Miles Austin	2004	47	18.3	859
6. Miles Austin	2003	44	18.1	796
7. Tristan Roberts	2012	55	13.0	714
8. Will Holder	1995	34	20.5	696
9. Neal Sterling	2011	57	11.9	677
Neal Sterling	2013	57	11.4	647
<b>11. Darren Ambush</b>	<b>2015</b>	<b>49</b>	<b>12.5</b>	<b>614</b>
12. Marcus Winters	1994	39	15.2	592
13. Mitchell Pollard	2011	53	11.0	582
14. Adam San Miguel	2005	51	11.2	569
15. Will Holder	1997	32	17.2	549

### RECEPTIONS

- 13, Neal Sterling vs. Lehigh (9-14-13) - 126 yards, TD
- 12, Anthony Galella vs. Towson (9-12-1998) - 179 yards, TD
- 12, Tristan Roberts vs. Wagner (11-19-2011) - 165 yards, 3TD
- 11, Neal Sterling vs. Lehigh (9-27-2014) - 183 yards, TD
- 11, Neal Sterling at Bryant (10-15-2011) - 102 yards, TD
- 11, Adam San Miguel vs. St. Peter's (9-16-2006) - 168 yards
- 11, Adam San Miguel vs. Stony Brook (9-30-2006) - 45 yards
- 10, Miles Austin at Sacred Heart (10-8-2005) - 235 yards, 4TD
- 10, Mitchell Pollard vs. Robert Morris (10-1-2011) - 88 yards, TD
- 10, Adam San Miguel at Lehigh (9-3-2005) - 160 yards, 1 TD
- 9, Darren Ambush vs Coastal (10-24-16) - 107 yards
- 9, Adam San Miguel at St. Francis [Pa.] (11-15-2005) - 93 yards
- 9, Anthony Galella at C. W. Post (10-10-1998) - 128 yards, TD
- 9, Will Holder vs. Hartwick (10-23-1993) - 116 yards
- 9, Lamar Davenport vs. Sacred Heart (9-22-2012) - 105 yard

### TOUCHDOWN RECEPTIONS

Player	Years	Rec.	Yards	TD
1. Miles Austin	2003	44	796	12
2. Miles Austin	2005	49	1,004	11
3. Miles Austin	2004	47	859	9
Anthony Galella	1998	61	1,044	9
5. Will Holder	1995	34	696	7
Will Holder	1996	23	546	7
7. Neal Sterling	2014	55	905	6
Neal Sterling	2013	57	647	6
Tristan Roberts	2011	37	429	6
Adam San Miguel	2006	73	872	6
Will Holder	1997	32	549	6
<b>12. Reggie White Jr.</b>	<b>2015</b>	<b>35</b>	<b>432</b>	<b>5</b>
Marcus Winters	1994	39	592	5
John Nalbhone	2008	42	491	5
Eji Maxilom	2000	23	380	5
Neal Sterling	2011	57	677	5
Neal Sterling	2012	33	386	5
Tristan Roberts	2012	55	714	5

## YEARLY LEADERS

Year	Player	Rec.	Yards	Avg.	TD
1993	Marcus Winters	34	432	12.7	1
1994	Marcus Winters	39	592	15.2	5
1995	William Holder	34	696	20.5	7
1996	William Holder	23	546	23.7	7
	Rick Finer	23	201	8.7	2
1997	William Holder	32	549	17.2	6
	Rick Finer	32	399	12.5	3
1998	Anthony Galella	61	1,044	17.1	9
1999	Eji Maxilom	42	377	9.0	1
2000	Matt Merklinger	29	254	8.8	2
2001	Matt Merklinger	29	411	14.2	4
2002	Billy Lynn	20	291	14.6	1
2003	Miles Austin	44	796	18.1	12
2004	Miles Austin	47	859	18.3	9
2005	Adam San Miguel	51	569	11.2	3
2006	Adam San Miguel	73	872	11.9	6
2007	Adam San Miguel	49	546	11.1	4
2008	John Nalbhone	42	491	11.7	5
2009	Ron Lauch	35	484	13.8	3
2010	Ryan Folsom	24	394	11.6	1
2011	Neal Sterling	57	677	11.9	5
2012	Tristan Roberts	55	714	13.0	5
2013	Neal Sterling	57	647	11.4	6
2014	Neal Sterling	55	905	16.5	6
<b>2015</b>	<b>Darren Ambush</b>	<b>49</b>	<b>614</b>	<b>12.5</b>	<b>4</b>

## INDIVIDUAL SINGLE-GAME HIGHS

### RECEPTION YARDAGE (100+)

- 235, Miles Austin at Sacred Heart (10-8-2005) - 10 rec., 4TD
- 228, Miles Austin at La Salle (9-10-2005) - 6 rec., 3TD
- 183, Neal Sterling at Lehigh (9-27-2014) - 11 rec., TD
- 179, Anthony Galella vs. Towson (9-12-1998) - 12 rec., TD
- 174, Tristan Roberts at Cornell (10-13-2012) - 7 rec., TD
- 168, Adam San Miguel vs. St. Peter's (9-16-2006) - 11 rec., TD
- 165, Tristan Roberts vs. Wagner (11-19-2011) - 12 rec., 3TD
- 165, Miles Austin at St. Francis (11-15-2003) - 6 rec., TD
- 160, Adam San Miguel at Lehigh (9-12-1998) - 10 rec., TD
- 157, Anthony Galella at Albany (9-19-1998) - 7 rec., 2TD
- 156, Anthony Galella vs. Sacred Heart (10-31-1998) - 7 rec., TD
- 147, Will Holder vs. Robert Morris (9-9-1995) - 5 rec., TD
- 146, Miles Austin at Iona (10-2-2004) - 5 rec., TD
- 144, Neal Sterling at Robert Morris (10-4-14) - 5 rec., TD
- 144, Miles Austin at Robert Morris (9-18-2004) - 5 rec., 2TD
- 141, Will Holder at CCSU (11-15-1997) - 5 rec., TD
- 140, Miles Austin vs. California [Pa.] (9-17-2005) - 8 rec.
- 136, Neal Sterling at Presbyterian (10-25-2014) - 7 rec., TD
- 136, Neal Sterling at Coastal Carolina (11-15-2014) - 8 rec., 2TD
- 136, Will Holder vs. St. Peter's (10-2-1993) - 8 rec., TD
- 134, Adam San Miguel vs. St. Francis (11-3-07) - 7 rec., 2TD
- 133, Darren Ambush at Wagner (9-19-15) - 8 rec., TD**
- 131, Eji Maxilom vs. CCSU (9-23-2000) - 4 rec., 2 TD
- 129, Will Holder at Marist (9-2-1995) - 7 rec., 2TD
- 128, Adam San Miguel vs. St. Francis (11-4-2006) - 5 rec., TD
- 128, Anthony Galella at C.W. Post (10-10-1998) - 9 rec., TD
- 126, Neal Sterling vs Lehigh (9-14-2013) - 13 rec., TD
- 126, Miles Austin at Lehigh (9-13-2005) - 7 rec., TD
- 125, Miles Austin vs. La Salle (9-11-2004) - 7 rec., TD
- 124, Miles Austin vs. St. Francis (11-13-2004) - 7 rec., 2TD
- 119, Mike McLafferty at Wagner (11-9-2013) - 4 rec., TD
- 118, Mitchell Pollard at Villanova (9-17-2011) - 7 rec.
- 118, Miles Austin at St. Peter's (9-4-2004) - 7 rec., TD
- 116, Will Holder vs. Hartwick (10-23-1993) - 9 rec.
- 115, Adam San Miguel at Fordham (9-2-2006) - 7 rec., 2TD
- 115, Will Holder at C.W. Post (9-28-1996) - 3 rec., 2TD
- 114, Ron Lauch at Sacred Heart (10-17-09) - 3 rec., 1TD
- 114, Anthony Galella at St. Francis (10-18-1997) - 4 rec., TD
- 113, Mike McLafferty vs. Duquesne (11-23-2013) - 4 rec., TD
- 112, Mike Osborne vs. CCSU (11-14-1998) - 5 rec.
- 110, Anthony Galella at La Salle (10-19-1998) - 5 rec.
- 110, Will Holder vs. Siena (11-9-1996) - 2 rec., TD
- 107, Darren Ambush vs Coastal (10-24-2015) - 9 rec.**
- 107, Miles Austin at Stony Brook (11-11-2005) - 8 rec. TD
- 107, Matt Merklinger vs. Albany (11-3-2001) - 7 rec. TD
- 106, Marcus Winters at CCSU (11-12-1994) - 5 rec., 2TD
- 105, Lamar Davenport vs. Sacred Heart (9-22-2012) - 9 rec.
- 105, Eji Maxilom vs. Sacred Heart (9-30-2000) - 6 rec., TD
- 103, Will Holder at Wagner (10-12-1996) - 7 rec., TD
- 103, Marcus Winters at St. John's (9-23-1994) - 7 rec., TD
- 103, Marcus Winters at St. Francis (10-16-1993), 8 rec.
- 102, Darren Ambush vs Holy Cross (9-5-2015), 6 rec., TD**
- 102, Lamar Davenport vs. Cornell (10-19-2013), 4 rec., TD
- 102, Neal Sterling at Bryant (10-15-2011) 11 rec., TD
- 102, Will Holder vs. CCSU (11-16-1996) - 3 rec., 2TD
- 101, Miles Austin vs. Wagner (10-11-2003) - 6 rec., 3TD
- 101, Joe Migliore at Morgan State (9-21-2002) - 3 rec., TD
- 100, Eji Maxilom vs. Wagner (11-6-1999) - 8 rec.



Darren Ambush recorded 3 100+ yard receiving performances as a junior in 2015.



Mike McLafferty set the single season records for a Monmouth tight end as a senior in 2013.

### 100-YARD RECEIVING GAMES

Miles Austin	2002-05	12
Will Holder	1993, 95-97	9
Neal Sterling	2011-14	6
Anthony Galella	1995-98	6
Adam San Miguel	2004-07	5
<b>Darren Ambush</b>	<b>2015-</b>	<b>3</b>
Eji Maxilom	1999-2000	3
Marcus Winters	1993-94	3
Lamar Davenport	2011-14	2
Mike McLafferty	2009-13	2
Tristan Roberts	2011-12	2
Joe Migliore	2002-04	1
Matt Merklinger	1998-2001	1
Ron Lauch	2006-09	1
Mike Osborne	1998	1
Mitchell Pollard	2010-12	1

# PUNTING RECORD BOOK

## PUNTING

### TEAM RECORDS

#### Most Punts

**Game:** 12 vs. Towson (10-28-2000)  
**Season:** 73 (2003)

#### Fewest Punts

**Game:** 0 vs. La Salle (9-11-2004); vs. Central Connecticut State (11-16-1996)

#### Highest Yards-Per-Punt Average

**Game (Min. 4):** 49.8 at Fordham (9-26-2015) [4 for 199]  
**Season:** 40.2 (2000) [71 for 2,855]

### INDIVIDUAL RECORDS

#### Most Punts

**Game:** 11, Sean Dennis vs. CCSU (10-30-2004); Darrell Nick at Towson (9-4-1999)

**Season:** 70, Sean Dennis (2003)  
**Career:** 203, Darrell Nick (1997-2000)

#### Highest Yards-Per-Punt Average

**Game (Min. 4):** 49.8, Matt White at Fordham (9-26-2015) [4 for 199]  
**Game (Min. 8):** 47.1, Darrell Nick at Wagner (9-10-2000) [8 for 377]

**Season (Min. 3.6 punts/game; 75.0 of teams games):** 42.1, Darrell Nick (2000) [67 for 2,822]

**Career (Min. 150 punts):** 40.7, Darrell Nick (1997-2000) [203 for 8,268]

#### Longest Punt

**Game:** 84, Sean Dennis at Central Connecticut State (11-1-2003)

### CAREER LEADERS

#### PUNTS (Min. 100 punts)

Player	Years	Yards	Avg.	No.
1. Darrell Nick	1997-2000	8,268	40.7	203
2. Sean Dennis	2003-06	7,876	40.4	195
3. Jack Daniels	2007-10	7,310	37.8	193
4. Rich Bargloski	1993-96	6,304	33.9	186
5. Ryan Mohr	2011-14	6,551	37.4	175

#### PUNTING AVERAGE (Min. 100 punts)

Player	Years	No.	Yards	Avg.
1. Darrell Nick	1997-2000	203	8,268	40.7
2. Sean Dennis	2003-06	195	7,876	40.4
3. Jack Daniels	2007-10	193	7,310	37.8
4. Ryan Mohr	2011-14	175	6,551	37.4
4. Rich Bargloski	1993-96	186	6,304	33.9

### INDIVIDUAL SINGLE-SEASON HIGHS

#### PUNTS

Player	Years	Yards	Avg.	No.
1. Sean Dennis	2003	2,913	41.6	70
2. Darrell Nick	2000	2,822	42.1	67
3. Ryan Peterson	2002	2,219	34.7	64
4. Ryan Mohr	2014	2,460	40.3	61
5. Darrell Nick	1999	2,302	39.7	58
6. Jack Daniels	2010	2,263	40.4	56
7. Matt White	2015	2,189	39.8	55
8. Glenn Nicholl	2001	1,844	33.5	55
9. Rich Bargloski	1996	1,847	34.2	54
10. Jack Daniels	2009	1,911	37.5	51
11. Jack Daniels	2007	1,746	34.2	51
12. Ryan Mohr	2012	1,861	37.2	50

#### PUNTING AVERAGE (Min. 3.6 punts/game; 75% of team's games)

Player	Years	No.	Yards	Avg.
1. Darrell Nick	2000	67	2,822	42.1
2. Sean Dennis	2003	70	2,913	41.6
3. Darrell Nick	1997	43	1,749	40.7
4. Jack Daniels	2010	56	2,253	40.4
5. Ryan Mohr	2014	61	2,460	40.3
6. Sean Dennis	2004	48	1,923	40.1
7. Matt White	2015	55	2,189	39.8
8. Darrell Nick	1999	58	2,302	39.7
9. Sean Dennis	2005	44	1,744	39.6
10. Eric Spillane	2013	39	1,539	39.5
11. Darrell Nick	1998	35	1,362	38.9
12. Jack Daniels	2008	37	1,426	38.5

### INDIVIDUAL LONG PUNTS

- 84, Sean Dennis vs. Central Connecticut State (11-1-2003)
- 79, Sean Dennis vs. Sacred Heart (11-6-2004)
- 70, Jack Daniels vs. Bryant (10-16-2010)
- 70, Sean Dennis at La Salle (10-25-2003)
- 69, Ryan Peterson vs. Central Connecticut State (10-19-2002)
- 68, Matt White vs. Charleston Southern (10-10-2015)
- 68, Sean Dennis vs. Wagner (10-15-2005)
- 67, Matt White vs. Fordham (9-26-2015)
- 67, Glenn Nicholl vs. St. John's (11-10-2001)
- 67, Darrell Nick vs. St. Francis (10-17-1998)
- 66, Sean Dennis vs. Central Connecticut State (10-30-2004)
- 66, Jim Varick at St. Peter's (10-3-1993)
- 65, Darrell Nick at Albany (10-28-2000)
- 65, Sean Dennis vs. Georgetown (10-23-2004)
- 64, Darrell Nick vs. New Haven (10-5-1997)

### YEARLY LEADERS

Year	Player	No.	Yards	Avg.
1993	Rich Bargloski	36	1,084	30.1
1994	Rich Bargloski	47	1,628	34.6
1995	Rich Bargloski	49	1,745	35.6
1996	Rich Bargloski	54	1,847	34.2
1997	Darrell Nick	43	1,749	40.7
1998	Darrell Nick	35	1,362	38.9
1999	Darrell Nick	58	2,302	39.7
2000	Darrell Nick	67	2,822	42.1
2001	Glenn Nicholl	55	1,844	33.5
2002	Ryan Peterson	64	2,219	34.7
2003	Sean Dennis	70	2,913	41.6
2004	Sean Dennis	48	1,923	40.1
2005	Sean Dennis	44	1,744	39.6
2006	Sean Dennis	33	1,296	39.3
2007	Jack Daniels	51	1,746	34.2
2008	Jack Daniels	37	1,426	38.5
2009	Jack Daniels	51	1,911	37.5
2010	Jack Daniels	56	2,263	40.4
2011	Ryan Mohr	47	1,607	34.2
2012	Ryan Mohr	50	1,861	37.2
2013	Eric Spillane	39	1,539	39.5
2014	Ryan Mohr	61	2,460	40.3
2015	Matt White	55	2,189	39.8



Kevin Faulkner




Jack Daniels



Jack Daniel's 37.8 net yards per punt is third all-time at Monmouth.



Matt White set a school record for punting average in a game with 199 yards on four punts against Fordham in 2015



Darrell Nick holds the MU single-season record for punt average as his 42.1 clip in 2000 ranked sixth in the nation.

# RECORD BOOK

## PUNT RETURNS

### TEAM RECORDS

#### Most Punt Returns

Game: 7 at C.W. Post (10-7-2000)

Season: 37 (2003)

#### Most Net Yards Gained

Game: 134 at Robert Morris (9-28-2002)

Season: 323 (2001)

#### Highest Yards-Per-Return Average

Game (Min. 4 ret.): 26.8 at Robert Morris (9-28-2002)  
[5 for 134]

Season: 14.2 (2011) [16-for-227]

### INDIVIDUAL RECORDS

#### Most Punt Returns

Game: 7, Eji Maxilom at C.W. Post (10-7-2000)

Season: 34, Billy Worfolk (2003)


Career: 53, Kevin Faulkner (2001-02); Billy Worfolk (2001-04)

#### Most Punt Return Yards

Game: 134, Kevin Faulkner at Robert Morris (9-28-2002)

Season: 257, Adam San Miguel (2006); Kevin Faulkner (2002)

Career: 507, Kevin Faulkner (2001-02)



Billy Worfolk shares the Hawks' record for most career punt returns with Kevin Faulkner as both fielded 53.

#### Highest Yards-Per-Return Average

Game (Min. 3 ret.): 26.8, Kevin Faulkner at Robert Morris (9-28-2002) [5 for 134]

Game (Min. 5 ret.): 26.8, Kevin Faulkner at Robert Morris (9-28-2002) [5 for 134]

Season (Min. 1.2 ret./game): 10.75, Nick Romeo (2008) [20-for-215]

Career (Min. 30 ret.): 9.6, Kevin Faulkner (2001-02) [53-for-507]

#### Longest Punt Return

Game: 86, Kevin Faulkner at Robert Morris (9-28-2002)

### CAREER LEADERS

#### PUNT RETURN YARDAGE

Player	Years	No.	Avg.	Yards
1. Kevin Faulkner	2001-02	53	9.6	507
2. Eji Maxilom	1999-2000	41	8.4	343
3. Adam San Miguel	2004-07	45	7.5	340
4. Nick Romeo	2006-10	42	8.0	339
5. Ken Flores	1995-96	33	8.8	291
6. Billy Worfolk	2000-04	53	5.2	273

### PUNT RETURN AVERAGE (Min. 30 returns)

Player	Years	No.	Yards	Avg.
1. Kevin Faulkner	2001-02	53	507	9.6
2. Ken Flores	1995-96	33	291	8.8
3. Eji Maxilom	1999-2000	41	343	8.4
4. Nick Romeo	2006-10	42	339	8.0
4. Adam San Miguel	2004-07	45	340	7.5
6. David Lewis	1993-96	34	243	7.1

### INDIVIDUAL SINGLE-SEASON HIGHS

#### PUNT RETURN YARDAGE

Player	Years	No.	Avg.	Yards
1. Adam San Miguel	2006	32	8.0	257
Kevin Faulkner	2002	25	10.3	257
3. Kevin Faulkner	2001	28	8.9	250
4. Nick Romeo	2008	20	10.8	215
5. Eji Maxilom	2000	29	9.2	184
6. Billy Worfolk	2003	34	5.1	173
7. Ken Flores	1995	17	9.9	169
8. David Lewis	1994	24	6.8	164
9. Eji Maxilom	1999	21	7.6	159
10. Mitchell Pollard	2011	10	15.1	151
11. Nick Romeo	2010	20	6.3	126

### PUNT RETURN AVERAGE

(Min. 1.2 returns/game; 75% of team games)

Player	Years	No.	Yards	Avg.
1. Nick Romeo	2008	20	215	10.8
2. Kevin Faulkner	2002	25	257	10.3
3. Ken Flores	1995	17	169	9.9
4. Eji Maxilom	2000	20	184	9.2
5. Kevin Faulkner	2001	28	250	8.9
6. Adam San Miguel	2006	32	257	8.0
7. Ken Flores	1996	16	122	7.6
8. Eji Maxilom	1999	21	159	7.6
9. David Lewis	1994	24	164	6.8
10. Nick Romeo	2010	20	126	6.3
Adam San Miguel	2007	13	83	6.3



Kevin Faulkner is the only MU player to return two punts for TDs during a career, including a school-best of 86 yards.

### LONGEST PUNT RETURNS

- 86, Kevin Faulkner at Robert Morris (9-28-2002) - TD
- 57, Mitchell Pollard vs. Colgate (10-8-2011)
- 57, Nick Romeo vs. St. Francis (10-4-2008)
- 54, Ken Flores vs. St. Francis (9-14-1996) - TD
- 53, Kevin Faulkner vs. Canisius (9-29-2001) - TD
- 46, Elijah Phillips vs. Lehigh (9-3-2011)
- 45, Ken Flores vs. Wagner (11-4-1995)
- 45, Ken Flores at Pace (10-14-1995)

### YEARLY LEADERS

Year	Player	No.	Yards	Avg.
1993	Joseph Queli	14	59	4.2
1994	David Lewis	24	164	6.8
1995	Ken Flores	17	169	9.9
1996	Ken Flores	16	122	7.6
1997	Chris Reed	14	77	5.5
1998	Mike Osborne	19	118	6.2
1999	Eji Maxilom	21	159	7.6
2000	Eji Maxilom	20	184	9.2
2001	Kevin Faulkner	28	250	8.9
2002	Kevin Faulkner	25	257	10.3
2003	Billy Worfolk	34	173	5.1
2004	Billy Worfolk	19	100	5.3
2005	David Jiles	16	74	4.6
2006	Adam San Miguel	32	257	8.0
2007	Adam San Miguel	13	83	6.3
2008	Nick Romeo	20	215	10.8
2009	Bobby Giles	5	23	4.6
2010	Nick Romeo	20	126	6.3
2011	Mitchell Pollard	10	151	15.1
2012	Elijah Phillips	6	20	3.3
2013	Elijah Phillips	14	72	5.1
2014	Kamau Dumas	9	43	4.8
2015	Darren Ambush	5	20	4.0

## KICKOFF RETURNS

### TEAM RECORDS

#### Most Kickoff Returns

Game: 9 at Lehigh (9-18-1999)

Season: 49 (2011)

#### Most Net Yards Gained

Game: 179 at Jacksonville (11-18-2000)

Season: 976 (1999)

#### Highest Yards-Per-Return Average

Game (Min. 4 ret.): 43.7 vs. St. Francis (9-14-1996) [4 for 175]

Season: 27.2 (1996) [32 for 869]

### INDIVIDUAL RECORDS

#### Most Kickoff Returns

Game: 6, David Sinesi vs. Wagner (10-13-2007)

Eji Maxilom at Lehigh (9-18-1999)

Pete Nagy at Albany (9-29-2012)

at Duquesne (10-27-2012)

Season: 29, Pete Nagy (2012)

Career: 62, Mike Avent (2007-10)

#### Most Kickoff Return Yards

Game: 165, David Sinesi vs. Wagner (10-13-2007)

Season: 572, Pete Nagy (2012)

Career: 1,355, Mike Avent (2007-2010)

#### Highest Yards-Per-Return Average

Game (Min. 3 ret.): 39, Ayo Falae at URI (8-30-2008) [3 for 117]

Game (Min. 5 ret.): 27.5, David Sinesi vs. Wagner (10-13-2007)

[6 for 165]

Season (Min. 1.2 ret./game): 29.9, William Holder (1995)

[16 for 479]

Career (Min. 30 ret.): 26.1, Jay Roach (1998-2001) [38 for 960]

#### Longest Kickoff Return

Game: 93, Jay Roach vs. Wagner (9-8-2001) - TD; Kevin Francis at Mercyhurst (10-5-1996) - TD



Mike Avent is the all-time leader in kickoff return yardage for Monmouth with 1,355.

# RECORD BOOK

## CAREER LEADERS

### KICKOFF RETURN YARDAGE

Player	Years	No.	Avg.	Yards
1. Mike Avent	2007-10	62	21.8	1,355
2. Jay Roach	1998-2001	40	26.1	1,045
3. William Holder	1993, 95-97	38	25.3	960
4. Robert Ridley	1994-96, 98	37	24.2	896
5. David Jiles	2002-06	37	24.0	889

### KICKOFF RETURN AVERAGE (Min. 30 ret.)

Player	Years	No.	Yards	Avg.
1. Jay Roach	1998-2001	40	1,045	26.1
2. William Holder	1993, 95-97	38	960	25.3
3. Robert Ridley	1994-96, 98	37	896	24.2
5. David Jiles	2002-06	37	889	24.0
6. Mike Avent	2007-10	62	1,355	21.8
7. Pete Nagy	2011-13	33	655	19.8

## INDIVIDUAL SINGLE-SEASON HIGHS

### KICKOFF RETURN YARDAGE

Player	Year	No.	Avg.	Yards
1. Pete Nagy	2012	29	19.7	572
2. David Jiles	2005	21	25.4	533
3. William Holder	1995	16	29.9	479
4. Aaron Edwards	1999	20	22.0	439
5. Jay Roach	2001	17	25.0	425
6. Mike Avent	2008	21	19.3	405
7. Robert Ridley	1998	15	26.0	390
8. Mike Avent	2009	16	24.1	386
9. Robert Ridley	1994	14	26.2	367
10. Chris Reed	1997	18	20.2	363
11. Jay Roach	2000	13	27.5	357

### KICKOFF RETURN AVERAGE (Min. 10 ret.)

Player	Year	No.	Yards	Avg.
1. William Holder	1995	16	479	29.9
2. David Sinisi	2007	11	310	28.1
3. Jay Roach	2000	13	357	27.5
4. Rob Lutz	2004	11	296	26.9
5. Robert Ridley	1994	14	367	26.2
6. Robert Ridley	1998	15	390	26.0
7. David Jiles	2005	21	533	25.4
8. Jay Roach	2001	17	425	25.0
9. Mike Avent	2009	16	386	24.1
10. Lavon Chaney	2014	12	292	24.3
11. Ayo Falae	2008	16	368	23.0



Will Holder, a six-year veteran of the Arena Football League, is one of only four Hawks to amass over 3,000 all-purpose yards during a career.

## INDIVIDUAL LONG KICKOFF RETURNS

- 93, Jay Roach vs. Wagner (9-8-2001) - TD
- 93, Kevin Francis at Mercyhurst (10-5-1996) - TD
- 90, Bobby Giles at Colgate (9/4/2010) - TD
- 86, Chris Reed at CCSU (11-15-1997) - TD
- 84, Kamau Dumas vs. Delaware State (8-30-2014)**
- 84, David Jiles at La Salle (9-10-2005) - TD
- 82, Jay Roach at Jacksonville (11-18-2000) - TD
- 79, William Holder vs. St. Francis (9-14-1996) - TD

## YEARLY LEADERS

Year	Player	No.	Yards	Avg.
1993	William Holder	7	135	19.3
1994	Robert Ridley	14	367	26.2
1995	William Holder	5	121	24.2
1996	William Holder	16	479	29.9
1997	Chris Reed	18	363	20.2
1998	Robert Ridley	15	390	26.0
1999	Aaron Edwards	20	439	22.0
2000	Jay Roach	13	357	27.5
2001	Jay Roach	17	425	25.0
2002	Dennis Carriero	11	235	21.4
2003	Dennis Carriero	9	251	27.9
2004	David Jiles	13	294	22.6
2005	David Jiles	21	533	25.4
2006	Brian Robinson	8	186	23.3
2007	David Sinisi	11	310	28.1
2008	Ayo Falae	16	368	23.0
2009	Mike Avent	16	386	24.1
2010	Mike Avent	16	250	21.9
2011	Mitchell Pollard	21	324	15.4
2012	Pete Nagy	29	572	19.7
2013	Tevrin Brandon	13	284	21.8
<b>2014</b>	<b>Kamau Dumas</b>	<b>16</b>	<b>292</b>	<b>18.2</b>
<b>2015</b>	<b>Kamau Dumas</b>	<b>17</b>	<b>324</b>	<b>19.1</b>



Pete Nagy set the single season record for kickoff return yardage with 572 in 2012.

## ALL-PURPOSE

### INDIVIDUAL RECORDS

#### Most Touches

Game: 41, David Sinisi at Old Dominion (9-26-2009)  
 Season: 321, David Sinisi (2009)  
 Career: 1,047, David Sinisi (2006-09)

#### Most All-Purpose Yards Gained

Game: 247, Chris Reed at Wagner (11-7-1998)  
 Season: 1,797, David Sinisi (2008)  
 Career: 6,310, David Sinisi (2006-09)

## CAREER LEADERS

### ALL-PURPOSE YARDAGE

Player	Years	Rush	Rec	PR	KOR	Yards
1. David Sinisi	2006-09	5,049	914	0	347	6,310
2. Chris Reed	1994-95, 97-98	2,239	349	0	506	3,457
3. Will Holder	1993, 95-97	13	2,172	0	960	3,145
4. Miles Austin	2002-05	147	2,867	49	16	3,079
5. Matt Merklinger	1998-01	2,165	684	0	102	2,961

## INDIVIDUAL SINGLE-SEASON HIGHS

### ALL-PURPOSE YARDAGE

Player	Years	Rush	Rec	PR	KOR	Yards
1. David Sinisi	2008	1,674	103	0	20	1,797
2. David Sinisi	2007	1,184	293	0	310	1,787
3. David Sinisi	2009	1,437	249	0	17	1,703
4. Chris Reed	1998	1,166	103	0	322	1,591
<b>5. Lavon Chaney</b>	<b>2014</b>	<b>835</b>	<b>359</b>	<b>0</b>	<b>292</b>	<b>1,486</b>
6. Matt Merklinger	2000	913	254	0	96	1,263
7. Matt Merklinger	2001	819	411	0	0	1,230
8. Adam San Miguel	2006	63	872	257	0	1,192
9. Anthony Galella	1998	12	1,044	0	125	1,181
10. Mitchell Pollard	2011	73	582	151	324	1,130
11. Miles Austin	2005	54	1,004	29	16	1,103
12. Chris Reed	1997	476	121	77	363	1,037

## YEARLY LEADERS

Year	Player	Rush	Rec	PR	KOR	Yards
1993	Marcus Winters	0	432	0	120	552
1994	Marcus Winters	-5	592	0	199	786
1995	Ralph O'Neil	750	39	0	89	878
1996	Will Holder	7	546	0	479	1,032
1997	Chris Reed	476	121	77	363	1,037
1998	Chris Reed	1,166	103	0	322	1,591
1999	Eji Maxilom	6	377	159	219	761
2000	Matt Merklinger	913	254	0	96	1,263
2001	Matt Merklinger	819	411	0	0	1,230
2002	Joe Migliore	541	175	0	50	766
2003	Miles Austin	7	796	0	0	803
2004	Miles Austin	86	859	20	0	965
2005	Miles Austin	54	1,004	29	16	1,103
2006	Adam San Miguel	63	872	257	0	1,192
2007	David Sinisi	1,184	293	0	310	1,787
2008	David Sinisi	1,674	103	0	20	1,797
2009	David Sinisi	1,437	249	0	17	1,703
2010	Bobby Giles	670	131	0	104	905
2011	Mitchell Pollard	73	582	151	324	1,130
2012	Julian Hayes	659	98	0	17	774
2013	Julian Hayes	1111	59	0	0	1170
<b>2014</b>	<b>Lavon Chaney</b>	<b>835</b>	<b>359</b>	<b>0</b>	<b>292</b>	<b>1,486</b>
<b>2015</b>	<b>Lavon Chaney</b>	<b>806</b>	<b>176</b>	<b>0</b>	<b>0</b>	<b>982</b>

# RECORD BOOK

## SCORING

### TEAM RECORDS

#### Most Points Scored

**Quarter:** 30 vs. St. Francis (10-17-1998) [2nd quarter]  
**Half:** 42 at La Salle (9-10-2005) [1st half]  
**Game:** 65 at La Salle (9-10-2005)  
**Season:** 322 (2014)

#### Highest Points-Per-Game Average

**Season:** 30.3 (1998) [303 in 10 games]

#### Most Touchdowns

**Game:** 9 at La Salle (9-10-2005), 9 vs. Columbia (10-11-2014)  
**Season:** 42 (1998, 2014)

#### Most PAT Kicks Made

**Game:** 9 at La Salle (9-10-2005)  
**Season:** 36 (2014)

#### Most PAT Kicks Attempted

**Game:** 9 at La Salle (9-10-2005)  
**Season:** 39 (2014)

#### Most Two-Point PAT's Made

**Season:** 4 (1995)

#### Most Two-Point PAT's Attempted

**Season:** 9 (1995)

#### Most Field Goals Made

**Season:** 16 (2010)

#### Most Field Goals Attempted

**Season:** 24 (2003)

#### Largest Margin of Victory

**Game:** 50 at La Salle (10-25-2003) [50-0]; 50 vs. Sacred Heart (10-31-1998) [57-7]



**Miles Austin is second on Monmouth's career list for touchdowns (36) and points (216).**

### Most Field Goals Made

**Game:** 3, Eric Spillane vs. Columbia (9-28-13); Steve Andriola vs Central Connecticut State (10-30-2004); Chris Mandell at Sacred Heart (10-30-1999) Eric Spillane vs Duquesne (10-2-2010); vs Maine (9-11-2010); Lucas Santangelo vs. Delaware State (8-30-2014); at Robert Morris (10-4-2014)

**Season:** 16, Eric Spillane (2010)

**Career:** 47, Eric Spillane (2010-2013)

### Most Field Goals Attempted

**Season:** 24, Steve Andriola (2003)

**Career:** 65, Eric Spillane (2010-2013)

### Longest Field Goal

**Game:** 49, Steve Andriola at CCSU (11-1-2003)

### Most PAT Kicks Made

**Game:** 9, Fred Weingart at La Salle (9-10-05)

**Season:** 34, Eric Spillane (2012)

**Career:** 124, Eric Spillane (2010-2013)

### Most PAT Kicks Attempted

**Game:** 9 Fred Weingart at La Salle (9-10-2005)

**Season:** 36, Fred Weingart (2008)

**Career:** 118, Fred Weingart (2005-08)



**Fred Weingart set the MU record for most consecutive successful extra-point kicks with 30 in 2005.**

## CAREER LEADERS

### SCORING

Player	Years	TD	FG	PAT	TP
1. David Sinisi	2006-09	72	0	0	432
2. Eric Spillane	2010-13	0	47	134	265
3. Miles Austin	2002-05	36	0	0	216
4. Matt Merklinger	1998-01	35	0	0	210
Chris Reed	1994-95, 97-98	35	0	0	210
6. Fred Weingart	2005-08	0	31	111	204
7. Julian Hayes	2011-13	32	0	0	192
8. Jim Varick	1993-96	17	6	* 18	141
9. Ralph O'Neil	1993-96	23	0	* 1	140
10. Steve Andriola	2001-04	0	27	57	138

\* - includes two-point conversion.

### FIELD GOALS MADE

Player	Years	FGA	FGM
1. Eric Spillane	2010-13	65	47
2. Fred Weingart	2005-08	49	31
3. Steve Andriola	2001-04	47	27
4. Chris Mandell	1998-2000	29	18
5. Ryan Peterson	2000-02	30	17
6. <b>Matt White</b>	<b>2014-</b>	<b>14</b>	<b>8</b>
6. Jim Varick	1993-96	18	6

### FIELD GOALS ATTEMPTED

Player	Years	FGM	FGA
1. Eric Spillane	2010-13	47	65
2. Fred Weingart	2005-08	31	49
3. Steve Andriola	2001-04	27	47
4. Ryan Peterson	2000-02	17	30
5. Chris Mandell	1998-2000	18	29
6. Jim Varick	1993-96	6	18

### FIELD GOAL PERCENTAGE (Min. 15 Att.)

Player	Years	FGM	FGA	PCT.
1. Eric Spillane	2010-13	47	65	72.3
2. Fred Weingart	2005-08	31	49	63.3
3. Chris Mandell	1998-2000	18	29	62.1
4. Steve Andriola	2001-04	27	47	57.4
5. Ryan Peterson	2000-02	17	30	56.7

### PAT KICKS MADE

Player	Years	Att.	Made
1. Eric Spillane	2010-13	134	124
2. Fred Weingart	2005-08	118	111
3. Steve Andriola	2001-04	64	57
4. Chris Mandell	1998-2000	41	38
5. Ryan Peterson	2000-02	42	33
6. Lucas Santangelo	2012-2015	34	31
7. Joey Stout	1998	32	30
8. Jeff Varcadipane	1997	31	27

### PAT KICKS ATTEMPTED

Player	Years	Made	Att.
1. Eric Spillane	2010-13	124	134
2. Fred Weingart	2005-08	111	118
2. Steve Andriola	2001-04	57	64
4. Ryan Peterson	2000-02	33	42
5. Chris Mandell	1998-2000	38	41
6. Joey Stout	1998	30	32
7. Jeff Varcadipane	1997	27	31

### PAT KICK PERCENTAGE (Min. 20 Att.)

Player	Years	Made	Att.	PCT.
1. <b>Matt White</b>	<b>2014-</b>	<b>26</b>	<b>27</b>	<b>96.3</b>
1. Fred Weingart	2005-08	111	118	94.1
2. Joey Stout	1998	30	32	93.8
3. Chris Mandell	1998-2000	38	41	92.7
4. Lucas Santangelo	2012-14	31	34	91.1
5. Eric Spillane	2010-13	124	134	90.3
6. Steve Andriola	2001-04	57	64	89.1
7. Jeff Varcadipane	1997	27	31	87.1

## INDIVIDUAL SINGLE-SEASON HIGHS

### SCORING

Player	Years	TD	FG	PAT	TP
1. Chris Reed	1998	22	0	0	132
David Sinisi	2008	22	0	0	132
3. David Sinisi	2007	19	0	0	114
David Sinisi	2009	19	0	0	114
5. Julian Hayes	2011	14	0	0	84
David Sinisi	2006	14	0	0	84
Matt Merklinger	2001	14	0	0	84
Matt Merklinger	2000	14	0	0	84
9. Jim Varick	1995	8	6	* 9	76
10. Eric Spillane	2010	0	16	24	72
Miles Austin	2005	12	0	0	72
Miles Austin	2003	12	0	0	72

### FIELD GOALS MADE

Player	Years	FGA	FGM
1. Eric Spillane	2010	22	16
2. Steve Andriola	2003	24	13
3. Eric Spillane	2012	16	12
Steve Andriola	2004	19	12
Chris Mandell	1999	16	12
6. Lucas Santangelo	2014	17	10
Eric Spillane	2013	15	10
Ryan Peterson	2001	15	10
9. Eric Spillane	2011	12	9
10. <b>Matt White</b>	<b>2015</b>	<b>14</b>	<b>8</b>
Fred Weingart	2007	13	8
Fred Weingart	2006	15	8
Fred Weingart	2008	11	8
14. Fred Weingart	2005	10	7
15. Jim Varick	1995	11	6

# RECORD BOOK

## FIELD GOALS ATTEMPTED

Player	Years	FGM	FGA
1. Steve Andriola	2003	13	24
2. Eric Spillane	2010	16	22
3. Steve Andriola	2004	12	19
<b>4. Lucas Santangelo</b>	<b>2014</b>	<b>10</b>	<b>17</b>
5. Eric Spillane	2012	12	16
6. Chris Mandell	1999	12	16
7. Eric Spillane	2013	8	15
Fred Weingart	2006	8	15
Ryan Peterson	2001	10	15
<b>10. Matt White</b>	<b>2015</b>	<b>8</b>	<b>14</b>
11. Fred Weingart	2007	8	13
Ryan Peterson	2002	5	13
13. Chris Mandell	2000	5	12
Eric Spillane	2011	9	12
15. Jim Varick	1995	6	11
Fred Weingart	2008	8	11

## FIELD GOAL PERCENTAGE (Min. 10 Att.)

Player	Years	FGM	FGA	PCT.
1. Eric Spillane	2012	12	16	.750
Chris Mandell	1999	12	16	.750
Eric Spillane	2011	9	12	.750
4. Eric Spillane	2010	16	22	.727
Fred Weingart	2008	8	11	.727
6. Fred Weingart	2005	7	10	.700
7. Eric Spillane	2013	10	15	.667
Ryan Peterson	2001	10	15	.667
9. Steve Andriola	2004	12	19	.632
10. Fred Weingart	2007	8	13	.615
11. Lucas Santangelo	2014	10	17	.588
<b>12. Matt White</b>	<b>2015</b>	<b>8</b>	<b>14</b>	<b>.571</b>
13. Jim Varick	1995	6	11	.545
14. Steve Andriola	2003	13	24	.542

## PAT KICKS MADE

Player	Year	Att.	Made
1. Eric Spillane	2012	35	34
2. Eric Spillane	2013	35	33
Eric Spillane	2011	35	33
Fred Weingart	2008	36	33
5. Lucas Santangelo	2014	34	31
6. Fred Weingart	2005	30	30
Joey Stout	1998	32	30
8. Steve Andriola	2004	32	29
9. Fred Weingart	2007	29	28
10. Jeff Varcadipane	1997	31	27
<b>11. Matt White</b>	<b>2015</b>	<b>27</b>	<b>26</b>
Steve Andriola	2003	29	26
13. Eric Spillane	2010	29	24
14. Ryan Peterson	2001	28	22
15. Fred Weingart	2006	23	20
Chris Mandell	2000	21	20



As a freshman, Eric Spillane set the single-season field goal mark at 16.

## PAT KICKS ATTEMPTED

Player	Years	Made	Att.
1. Fred Weingart	2008	33	36
2. Eric Spillane	2013	33	35
Eric Spillane	2011	33	35
Eric Spillane	2012	34	35
<b>5. Lucas Santangelo</b>	<b>2014</b>	<b>31</b>	<b>34</b>
6. Steve Andriola	2004	29	32
Joey Stout	1998	30	32
8. Jeff Varcadipane	1997	27	31
9. Fred Weingart	2005	30	30
10. Eric Spillane	2010	24	29
Fred Weingart	2007	28	29
Steve Andriola	2003	26	29
11. Ryan Peterson	2001	22	28

## PAT KICK PERCENTAGE (Min. 20 Att.)

Player	Years	Made	Att.	PCT.
1. Fred Weingart	2005	30	30	100.0
2. Eric Spillane	2012	34	35	97.1
3. Fred Weingart	2007	28	29	96.6
<b>4. Matt White</b>	<b>2015</b>	<b>26</b>	<b>27</b>	<b>96.3</b>
5. Chris Mandell	2000	20	21	95.2
6. Eric Spillane	2013	33	35	94.3
Eric Spillane	2011	33	35	94.3
8. Joey Stout	1998	30	32	93.8
9. Fred Weingart	2008	33	36	91.7
10. Lucas Santangelo	2014	31	36	91.0
11. Steve Andriola	2004	29	32	90.1
12. Steve Andriola	2003	26	29	89.7
13. Jeff Varcadipane	1997	27	31	87.1

## YEARLY LEADERS

### SCORING

Year	Player	TD	PAT	FG	PTS
1993	Randy Brewster	0	3	4	15
1994	Marcus Winters	5	* 1	0	32
1995	Jim Varick	2	* 9	6	76
1996	Ralph O'Neil	9	0	0	54
1997	Chris Reed	7	0	0	42
	Jeff Varcadipane	0	27	5	42
1998	Chris Reed	22	0	0	132
1999	Chris Mandell	0	15	12	51
2000	Matt Merklinger	14	0	0	84
2001	Matt Merklinger	14	0	0	84
2002	Ryan Peterson	0	8	5	23
2003	Miles Austin	12	0	0	72
2004	Miles Austin	11	0	0	66
2005	Miles Austin	12	0	0	72
2006	David Sinisi	14	0	0	84
2007	David Sinisi	19	0	0	114
2008	David Sinisi	22	0	0	132
2009	David Sinisi	19	0	0	114
2010	Eric Spillane	0	24	16	72
2011	Julian Hayes	14	0	0	84
2012	Eric Spillane	0	34	12	70
2013	Eric Spillane	0	33	10	63
2014	Lucas Santangelo	0	31	10	61
<b>2015</b>	<b>Matt White</b>	<b>0</b>	<b>26</b>	<b>8</b>	<b>50</b>

## POINTS RESPONSIBLE FOR (TD's RUSHING & PASSING)

Year	Player	TDR	TDP	PTS
1993	Doug Rossback	2	8	60
1994	Dan Sabella	0	9	54
1995	Dan Sabella	1	17	108
1996	Ralph O'Neil	9	0	54
1997	Dan Sabella	0	18	108
1998	Chris Reed	21	0	126
1999	Chris Wielgoz	0	7	42
2000	Matt Merklinger	12	0	71
2001	Matt Merklinger	10	0	60
	Bill Rankin	0	10	60
2002	Bill Rankin	0	6	36
2003	Brian Boland	0	11	66
2004	Brian Boland	2	12	84
2005	Brian Boland	1	21	132
2006	Brian Boland	3	14	102
2007	David Sinisi	17	2	114
2008	David Sinisi	22	0	132
2009	David Sinisi	13	2	90
2010	Kyle Frazier	4	9	78
2011	Julian Hayes	14	0	84
2012	Kyle Frazier	3	17	120
2013	Brandon Hill	0	19	114
2014	Brandon Hill	1	20	120
<b>2015</b>	<b>Cody Williams</b>	<b>3</b>	<b>12</b>	<b>90</b>

## FIELD GOALS

Year	Player	PCT	FGA	FGM
1993	Randy Brewster	.571	7	4
1994	William Black	.571	7	4
1995	Jim Varick	.545	11	6
1996	John Higginson	.667	3	2
1997	Jeff Varcadipane	.625	8	5
1998	Joey Stout	.600	6	3
1999	Chris Mandell	.750	16	12
2000	Chris Mandell	.417	12	5
2001	Ryan Peterson	.667	15	10
2002	Ryan Peterson	.385	13	5
2003	Steve Andriola	.542	24	13
2004	Steve Andriola	.632	19	12
2005	Fred Weingart	.700	10	7
2006	Fred Weingart	.533	15	8
2007	Fred Weingart	.615	13	8
2008	Fred Weingart	.727	11	8
2009	Eric McCutchen	.667	6	4
2010	Eric Spillane	.727	22	16
2011	Eric Spillane	.750	12	9
2012	Eric Spillane	.750	16	12
2013	Eric Spillane	.667	15	10
2014	Lucas Santangelo	.588	17	10
<b>2015</b>	<b>Matt White</b>	<b>.571</b>	<b>14</b>	<b>8</b>



Steve Andriola made 12 field goals in 2004, including game winners with time expired in wins over Albany and CCSU.



Running back David Sinisi led the Hawks in scoring for four straight seasons- the only Monmouth player to do so.

# RECORD BOOK

## DEFENSE

### TEAM RECORDS

#### Most Sacks

Game: 11 vs. Stony Brook (10-21-2000); vs. St. John's (11-10-2000)  
Season: 55 (2000)

#### Most Plays Against

Game: 94 at Towson (9-7-1997)  
Season: 784 (2003)

#### Fewest Plays Against

Game: 34 vs. Sacred Heart (11-8-2008)  
Season: 459 (1993)

#### Most Net Yards Allowed

Game: 590 vs. Lehigh (9-14-2013)  
Season: 4,131 (2013)

#### Fewest Net Yards Allowed

Game: 63 at La Salle (10-3-1998)  
Season: 2,279 (1993)

#### Lowest Yards-Per-Play Average Allowed

Season: 3.73 (2003) [2,931 yards on 784 plays]

#### Lowest Yards-Per-Game Average Allowed

Season: 232.1 (2000) [2,553 yards in 11 games]

#### Most Touchdowns Allowed (Passing & Rushing)

Game: 8 at Lehigh (9-18-1999)  
Season: 40 (2011)

#### Fewest Touchdowns Allowed (Passing & Rushing)

Season: 12 (2003)

### RUSH DEFENSE

#### Most Net Rushing Yards Allowed

Game: 351 at Towson (9-30-1995)  
Season: 1,900 (1999)

#### Fewest Net Rushing Yards Allowed

Game: -47 vs. St. John's (11-10-01)  
Season: 771 (2003)

#### Lowest Yards-Per-Game Average Allowed

Season: 64.2 (2003) [771 yards in 12 games]

#### Most Touchdowns Allowed

Game: 6 at Dayton (9-13-1997)  
Season: 21 (1999, 2010, 2011)

#### Fewest Touchdowns Allowed

Season: 1 (2003)

### PASS DEFENSE

#### Most Interceptions

Game: 6 at Duquesne (10-2-2010)  
Season: 17 (2003)

#### Fewest Completions Allowed

Game: 1 vs. Towson (10-19-1996)  
Season: 103 (1993)

#### Most Net Yards Allowed

Game: 523 at Cornell (10-13-2012)  
Season: 2,652 (2013)

#### Fewest Net Yards Allowed

Game: 10 vs. Towson (10-19-1996)  
Season: 1,246 (1995)

#### Most Touchdowns Allowed

Season: 19 (2011)

#### Fewest Touchdowns Allowed

Season: 7 (1993)

### SCORING DEFENSE

#### Most Points Allowed

Game: 56 at Lehigh (9-18-1999)  
Season: 317 (2011)

#### Fewest Points Allowed

Game: 0, on 16 occasions  
Season: 102 (2003)

#### Fewest Points Allowed Per Game

Season: 8.5 (2003) [102 points in 12 games]

#### Most Touchdowns Allowed

Game: 8 at Lehigh (9-18-1999)  
Season: 40 (2011)

#### Fewest Touchdowns Allowed

Season: 13 (2003)

### FIRST DOWNS

#### Most Total First Downs Allowed

Season: 217 (2015)

#### Fewest Total First Downs Allowed

Season: 108 (1993)

#### Fewest Total First Downs Allowed Per Game

Season: 12.7 (2003) [152 first downs in 12 games]

### FUMBLES

#### Most Fumbles Forced


Season: 18 (2004)

#### Most Fumbles Recovered

Season: 15 (1996)



David Jiles holds Monmouth's career interception mark with 13 from 2002 to 2006.



Jason Gmitter booked 25.5 sacks during his three seasons in the Blue and White.

### CAREER LEADERS

#### INTERCEPTIONS

Player	Years	Yards	Avg	Int
1. David Jiles	2002-06	134	10.3	13
2. Kenny Amsel	2007-10	275	25.0	11
Vinnie Sasso	1994-97	121	11.0	11
4. Matt Hill	2003-06	159	17.6	9
5. Joe Johnson	2012-15	147	18.3	8
Aaron Edwards	1997-2001	212	26.5	8
7. Rob Lomoriello	2001-05	113	16.1	7
Mike Pitts	1999-02	17	2.4	7
<b>9. Mike Basile</b>	<b>2014-</b>	<b>67</b>	<b>11.1</b>	<b>6</b>
David Lewis	1993-96	82	13.7	6
Steve Covello	1994-97	31	5.2	6
Joe Sentipal	1999-2003	24	4.0	6
Pat Gray	2011-	35	5.8	6
14. Kendall Haley	2006-10	131	26.2	5
Joe Billups	2000-03	152	30.4	5
Stacy Dixon	1995-96	113	22.6	5
Michael James	1993-96	110	22.0	5

#### TOTAL TACKLES

Player	Years	UT	AT	TT
1. Aaron Edwards	1997-2001	223	130	353
2. Joe Sentipal	1999-2003	193	134	327
3. Jose Gumbs	2008-2011	188	118	306
4. John Schultzel	1997-2000	193	105	298
5. Matt Hill	2003-06	169	96	265
6. Mike Normand	1997-2000	154	97	251
7. Joe Little	1993-96	148	96	244
8. Mike DiBella	1999-2002	148	89	237
9. Vinnie Sasso	1994-97	171	62	233
10. Mike Castellano	2004-06	126	92	218
11. John Mendes	1993-96	143	73	216

#### SACKS

Player	Years	Yards	Sacks
1. Jason Gmitter	1994-97	145	25.5
2. Erik Yngstrom	2003-06	150	23.0
3. Joe Sentipal	1999-2003	153	21.5
4. Mike DeFalco	2000-2003	98	17.0
5. Cornell Key	1997-2000	138	16.5
6. Tim Canavan	1993-94	110	15.0
7. Mike Normand	1997-2000	68	14.5
8. Chris Ammacher	1999-2002	97	14.0
9. Brian Sweeney	2003-06	91	13.0
10. Todd Stevens	1999-2002	78	12.5
Eric Macik	2011-14	92	12.5

### INDIVIDUAL RECORDS

#### Most Interceptions

Game: 3, Payton Minnich vs. Columbia (10-11-2014)  
Season: 5, Kenny Amsel (2009); David Jiles (2006); Stacy Dixon (1995)

Career: 13, David Jiles (2002-06)

#### Most Interception Return Yards

Game: 92, Aaron Edwards at Towson (10-27-2001) [1 int.]

Season: 122, Kenny Amsel (2010) [2 int.]

Career: 275, Kenny Amsel (2007-2010) [11 int.]

#### Longest Interception Return

Game: 92, Aaron Edwards at Towson (10-27-2001)

#### Most Total Tackles

Game: 23, Aaron Edwards vs. Albany (11-3-2001)

Season: 119, Mike Basile (2015)

Career: 353, Aaron Edwards (1997-2001)

#### Most Sacks


Game: 4, Erik Yngstrom vs. Iona (10-4-2003); Joe Sentipal at St. John's (11-10-2000)

Season: 15.5, Joe Sentipal (2000)

Career: 25.5, Jason Gmitter (1994-97)



Tim Canavan



Mike Normand

# RECORD BOOK

## INDIVIDUAL SINGLE-SEASON HIGHS

### INTERCEPTIONS

Player	Years	Yards	Avg	Int
1. Kenny Amsel	2009	104	20.8	5
David Jiles	2006	88	17.6	5
Stacy Dixon	1995	113	22.6	5
4. David Jiles	2005	20	5.0	4
Matt Hill	2004	84	21.0	4
Joe Sentipal	2003	3	0.8	4
Vinnie Sasso	1996	33	8.3	4
David Lewis	1994	76	19.0	4
<b>Pat Gray</b>	<b>2011</b>	<b>28</b>	<b>7.0</b>	<b>4</b>
<b>Joe Johnson</b>	<b>2014</b>	<b>83</b>	<b>20.7</b>	<b>4</b>
<b>Mike Basile</b>	<b>2014</b>	<b>67</b>	<b>16.7</b>	<b>4</b>




Kenny Amsel's three interceptions returned for TD's is the most in school history.

### TOTAL TACKLES


Player	Years	UT	AT	TT
1. <b>Mike Basile</b>	<b>2015</b>	<b>70</b>	<b>49</b>	<b>119</b>
2. Aaron Edwards	2001	80	34	114
3. Joe Sentipal	2002	58	48	106
4. Joe Sentipal	2003	57	48	105
5. Aaron Edwards	1999	64	40	104
6. John Schultzel	2000	64	37	101
7. John Schultzel	1998	52	44	96
8. Jose Gumbs	2009	45	50	95
9. Mike DiBella	2000	51	39	90
10. John Schultzel	1999	69	20	89
11. Joe Little	1995	55	33	88

### SACKS

Player	Years	Yards	Sacks
1. Joe Sentipal	2000	109	15.5
2. Jason Gmitter	1999	78	11.5
Tim Canavan	1994	80	11.5
4. Cornell Key	2000	66	10.5
5. Mike DeFalco	2003	45	9.0
Ian Simon	2011	67	9.0
6. Erik Yngstrom	2003	51	8.0
<b>7. Darnell Leslie</b>	<b>2013</b>	<b>60</b>	<b>7.5</b>
Sean Hefferon	2003	36	7.5
Chris Ammacher	2001	50	7.5
9. Jason Gmitter	1996	42	7.0
10. Erik Yngstrom	2004	48	6.5
Robert Ward	1998	56	6.5



Chris Ammacher



Mike DeFalco



Two-time All-American Joe Sentipal logged a single-season school record 15.5 sacks in 2000.

### YEARLY LEADERS

#### INTERCEPTIONS

Year	Player	Int	Yards	Avg
1993	David Lewis	2	6	3.0
	Joseph Queli	2	0	0.0
1994	David Lewis	4	76	19.0
	Stacy Dixon	5	113	22.6
1996	Vinnie Sasso	4	33	8.3
	Vinnie Sasso	2	57	28.5
1997	Steve Covello	2	3	1.5
	Brian McAleenan	3	22	7.3
1999	Aaron Edwards	3	86	28.7
	Justin Rosato	2	0	0.0
2000	Mike Pitts	2	0	0.0
	Aaron Edwards	3	94	31.3
2001	Mike Pitts	3	17	5.7
	Joe Sentipal	2	21	10.5
2002	Joe Sentipal	4	3	0.8
	Matt Hill	4	84	21.0
2005	David Jiles	4	20	5.0
	David Jiles	5	88	17.6
2007	D. Bischoff, Cerezo, Falae	2	(37, 11, 29)	
2008	Kenny Amsel	3	17	5.7
	Kenny Amsel	5	104	20.8
2010	Haley, Hogan	3	(28, 30)	
	Pat Gray	4	28	7.0
2012	Pat Gray	2	7	3.5
	Tevrin Brandon	3	0	0
2014	Joe Johnson	4	83	20.7
	<b>Mike Basile</b>	<b>4</b>	<b>67</b>	<b>16.7</b>
2015	Joe Johnson	3	76	25.3

#### TOTAL TACKLES


Year	Player	UT	AT	TT
1993	Joe Little	26	29	55
1994	David Lewis	45	17	62
1995	Joe Little	55	33	88
1996	Stacy Dixon	48	26	74
1997	Vinnie Sasso	64	16	80
1998	John Schultzel	52	44	96
1999	Aaron Edwards	64	40	104
2000	John Schultzel	64	37	101
2001	Aaron Edwards	80	34	114
2002	Joe Sentipal	58	48	106
2003	Joe Sentipal	57	48	105
2004	Matt Hill	56	30	86
2005	Matt Hill	54	28	82
2006	Matt Hill	51	34	85
2007	Derek Bischoff	33	24	57
2008	Jose Gumbs	43	17	60
2009	Jose Gumbs	45	50	95
2010	Jose Gumbs	53	23	76
2011	Jose Gumbs	47	28	75
2012	Dan Sullivan	35	29	64
2013	Dave Damirgian	45	36	81
2014	John Siczkowski	58	27	85
2015	<b>Mike Basile</b>	<b>70</b>	<b>49</b>	<b>119</b>

### SACKS

Year	Player	Yards	Sacks
1993	Tim Canavan	30	3.5
1994	Tim Canavan	80	11.5
1995	Jason Gmitter	24	6.5
1996	Jason Gmitter	42	7.0
1997	Jason Gmitter	78	11.5
1998	Robert Ward	56	6.5
1999	Mike Normand	35	5.0
	C.J. Emslie	19	5.0
2000	Joe Sentipal	109	15.5
2001	Chris Ammacher	50	7.5
2002	Chris Ammacher	28	3.5
	Sean Hefferon	25	3.5
2003	Mike DeFalco	45	9.0
2004	Erik Yngstrom	48	6.5
2005	Mike Castellano	46	6.0
2006	Brian Sweeney	35	5.0
2007	Troy Butler	22	3.5
	David Kennedy	21	3.5
2008	Kevin Walsh	42	6.0
2009	Dave Ogden	39	4.0
2010	Dave Ogden	31	4.5
2011	Ian Simon	67	9.0
2012	Dan Sullivan	33	5.0
2013	<b>Darnell Leslie</b>	<b>40</b>	<b>7.5</b>
2014	Zak Irizarry	43	4.5
	<b>Darnell Leslie</b>	<b>24</b>	<b>4.5</b>
2015	Andrew Jurczynski	19	4.0



Aaron Edwards recorded two of MU's five 100-tackle seasons, including 104 in 1999 and a school-record 114 in 2001.



Matt Hill led the Hawks in tackles for three straight seasons.

# CAREER RUSHING LEADERS



## 1. DAVID SINISI

2006-2009

5,051

Year	G	ATT	YDS	AVG	TD	LP	YDS/G
2006	12	171	754	4.4	13	62	62.8
2007	10	206	1,186	5.7	17	99	118.0
2008	11	286	1,674	5.9	22	70	152.2
2009	11	300	1,437	4.8	13	52	130.6
<b>Total</b>	<b>44</b>	<b>963</b>	<b>5,051</b>	<b>5.2</b>	<b>65</b>	<b>99</b>	<b>114.8</b>

**Best Game:** 247 vs. Saint Francis (10/4/2008), 32 attempts, 4 TD



## 6. JOE MIGLIORE

2002-2004

1,951

Year	G	ATT	YDS	AVG	TD	LP	YDS/G
2002	10	161	541	3.4	1	28	54.1
2003	11	169	672	4.0	4	67	61.1
2004	11	190	738	3.9	9	24	67.1
<b>Total</b>	<b>32</b>	<b>520</b>	<b>1,951</b>	<b>3.8</b>	<b>14</b>	<b>67</b>	<b>61.0</b>

**Best Game:** 140 at Sacred Heart (11/8/2003), 28 attempts, 1 TD



## 2. JULIAN HAYES

2011-2013

2,575

Year	G	ATT	YDS	AVG	TD	LP	YDS/G
2011	11	216	805	3.7	14	26	73.2
2012	10	159	659	4.1	11	51	65.9
2013	12	243	1,111	4.9	7	58	92.6
<b>Total</b>	<b>33</b>	<b>618</b>	<b>2,575</b>	<b>4.2</b>	<b>32</b>	<b>58</b>	<b>78.0</b>

**Best Game:** 158 at Duquesne (10/27/2012), 36 attempts, 2 TDs



## 7. KWABENA ASANTE

2011-2014

1,927

Year	G	ATT	YDS	AVG	TD	LP	YDS/G
2012	9	107	527	4.9	5	56	58.6
2013	12	180	1,080	6.0	8	55	90.0
2014	4	65	312	4.8	4	39	78.0
<b>Total</b>	<b>25</b>	<b>342</b>	<b>1,927</b>	<b>5.4</b>	<b>17</b>	<b>56</b>	<b>71.6</b>

**Best Game:** 176 vs. Cornell (10/19/2013), 26 attempts, 2 TDs

94



## 3. CHRIS REED

1994-1995, 1997-1998

2,239

Year	G	ATT	YDS	AVG	TD	LP	YDS/G
1994	8	88	379	4.3	2	34	47.4
1995	6	47	218	4.6	3	18	36.3
1997	9	94	476	5.1	4	30	52.9
1998	10	208	1,166	5.6	21	80	116.6
<b>Total</b>	<b>33</b>	<b>437</b>	<b>2,239</b>	<b>5.1</b>	<b>30</b>	<b>80</b>	<b>67.8</b>

**Best Game:** 214 at Wagner (11/7/1998), 17 attempts, 3 TDs



## 8. LAVON CHANEY

2013-

1,641

Year	G	ATT	YDS	AVG	TD	LP	YDS/G
2013	12	1	-2	-2	0	0	52.8
2014	11	173	835	4.6	8	45	75.9
2015	10	182	806	5.3	7	41	80.6
<b>Total</b>	<b>33</b>	<b>356</b>	<b>1,639</b>	<b>4.6</b>	<b>15</b>	<b>45</b>	<b>49.7</b>

**Best Game:** 196 vs Coastal Carolina (10/24/2015), 24 attempts, 2 TD



## 4. MATT MERKLINGER

1998-2001

2,165

Year	G	ATT	YDS	AVG	TD	LP	YDS/G
1998	6	40	185	4.6	3	57	30.8
1999	5	66	248	3.8	4	21	49.6
2000	11	192	913	4.8	12	73	83.0
2001	10	203	819	4.0	10	70	81.9
<b>Total</b>	<b>32</b>	<b>501</b>	<b>2,165</b>	<b>4.3</b>	<b>29</b>	<b>73</b>	<b>67.6</b>

**Best Game:** 162 at Jacksonville (11/18/2000), 39 attempts, 2 TDs



## 9. BOBBY SMITH

2001-2005

1,545

Year	G	ATT	YDS	AVG	TD	LP	YDS/G
2001	10	14	67	4.8	1	15	6.7
2002	2	20	88	4.4	1	29	44.0
2003	11	139	581	4.2	3	53	52.8
2004	11	89	410	4.6	3	40	37.3
2005	9	75	399	5.3	3	52	44.3
<b>Total</b>	<b>43</b>	<b>337</b>	<b>1,545</b>	<b>4.6</b>	<b>11</b>	<b>53</b>	<b>35.9</b>

**Best Game:** 142 at La Salle (10/25/2003), 22 attempts, 1 TD



## 5. RALPH O'NEIL

1993-1996

2,008

Year	G	ATT	YDS	AVG	TD	LP	YDS/G
1993	7	112	378	3.4	2	17	54.0
1994	8	95	413	4.4	5	21	51.6
1995	10	148	750	5.1	7	62	75.0
1996	10	98	467	4.8	9	67	46.7
<b>Total</b>	<b>35</b>	<b>453</b>	<b>2,008</b>	<b>4.4</b>	<b>23</b>	<b>67</b>	<b>57.4</b>

**Best Game:** 139 vs. Central Connecticut State (11/11/1995), 20 attempts, 1 TD



## 10. BOBBY GILES

2007-2010

1,535

Year	G	ATT	YDS	AVG	TD	LP	YDS/G
2007	10	50	246	4.9	0	21	24.6
2008	10	80	370	4.6	3	52	37.0
2009	11	38	249	6.6	1	60	22.6
2010	10	150	670	4.5	1	43	67.0
<b>Total</b>	<b>41</b>	<b>318</b>	<b>1,535</b>	<b>4.9</b>	<b>5</b>	<b>60</b>	<b>27.9</b>

**Best Game:** 119 at Sacred Heart (10/6/2007), 16 attempts

# CAREER PASSING LEADERS



## 1. BRIAN BOLAND

2003-2006								7,812
Year	G	CMP	ATT	YDS	TD	INT	YDS/G	
2003	11	122	218	1,482	11	10	134.7	
2004	11	116	206	1,643	12	6	149.4	
2005	10	188	323	2,334	21	16	233.4	
2006	12	197	305	2,353	14	9	196.0	
<b>Total</b>	<b>44</b>	<b>627</b>	<b>1,052</b>	<b>7,812</b>	<b>58</b>	<b>41</b>	<b>177.5</b>	

**Best Game:** 348 at Lehigh (9/03/05),  
28-of-39, 2 TD, 1 INT



## 6. BRETT BURKE

2005-2008								3,824
Year	G	CMP	ATT	YDS	TD	INT	YDS/G	
2005	5	8	12	58	0	0	11.6	
2006	4	6	10	56	0	0	14	
2007	10	192	297	1,967	10	6	196.7	
2008	11	170	263	1,743	12	6	158.5	
<b>Total</b>	<b>30</b>	<b>376</b>	<b>582</b>	<b>3,824</b>	<b>22</b>	<b>12</b>	<b>127.5</b>	

**Best Game:** 263 vs. Duquesne (11/15/2008),  
14-of-23, 2 TD, 1 INT



## 2. KYLE FRAZIER

2009-2012								7,115
Year	G	CMP	ATT	YDS	TD	INT	YDS/G	
2009	11	129	216	1,453	10	4	132.0	
2010	11	182	297	2,072	9	6	188.4	
2011	6	119	183	1,159	4	5	193.2	
2012	10	246	365	2,431	17	10	243.1	
<b>Total</b>	<b>38</b>	<b>676</b>	<b>1,061</b>	<b>7,115</b>	<b>40</b>	<b>25</b>	<b>187.2</b>	

**Best Game:** 451 at Cornell (10/13/2012),  
35-of-45, 4 TD



## 7. JOHN DIPASQUALE

1996-1999								2,764
Year	G	CMP	ATT	YDS	TD	INT	YDS/G	
1996	1	3	5	16	0	0	16.0	
1997	1	4	16	53	0	1	53.0	
1998	10	167	294	2,299	15	11	229.9	
1999	7	47	108	396	2	5	56.6	
<b>Total</b>	<b>19</b>	<b>221</b>	<b>423</b>	<b>2,764</b>	<b>17</b>	<b>17</b>	<b>145.5</b>	

**Best Game:** 328 vs. Sacred Heart (10/31/1998),  
18-of-23, 2 TD,



## 3. DAN SABELLA

1994-1997								6,229
Year	G	CMP	ATT	YDS	TD	INT	YDS/G	
1994	8	72	138	1,015	9	3	126.9	
1995	10	175	303	2,149	17	5	214.9	
1996	6	85	150	1,115	8	3	185.8	
1997	9	168	277	1,950	18	6	216.7	
<b>Total</b>	<b>33</b>	<b>500</b>	<b>868</b>	<b>6,229</b>	<b>52</b>	<b>17</b>	<b>188.8</b>	

**Best Game:** 326 at Marist (9/2/1995),  
25-of-42, 2 TD



## 8. DOUG ROSSBACK

1993-1994								2,744
Year	G	CMP	ATT	YDS	TD	INT	YDS/G	
1993	7	147	264	1,905	8	16	272.1	
1994	6	66	123	839	4	7	139.8	
<b>Total</b>	<b>13</b>	<b>213</b>	<b>387</b>	<b>2,744</b>	<b>12</b>	<b>23</b>	<b>211.1</b>	

**Best Game:** 418 vs. St. Peter's (10/2/1993),  
28-of-53, 5 TD, 1 INT



## 4. BRANDON HILL

2013-2014								4,752
Year	G	CMP	ATT	YDS	TD	INT	YDS/G	
2013	12	181	264	2,356	19	11	196.3	
2014	10	201	334	2,396	19	6	239.6	
<b>Total</b>	<b>22</b>	<b>382</b>	<b>598</b>	<b>4,752</b>	<b>38</b>	<b>17</b>	<b>216.0</b>	

**Best Game:** 390 at Lehigh (9/27/2014),  
33-of-44, 3 TD, 1 INT



## 5. BILL RANKIN

2000-2002								4,039
Year	G	CMP	ATT	YDS	TD	INT	YDS/G	
2000	11	112	255	1,355	9	9	123.2	
2001	10	115	231	1,495	10	13	149.5	
2002	10	93	239	1,189	6	10	118.9	
<b>Total</b>	<b>31</b>	<b>320</b>	<b>725</b>	<b>4,039</b>	<b>25</b>	<b>32</b>	<b>130.3</b>	

**Best Game:** 266 at Central Connecticut State  
(9/22/2001), 14-of-25, 3 TD, 3 INT

# CAREER TOTAL OFFENSE LEADERS



## 1. BRIAN BOLAND

2003-06								8,246
Year	G	Plays	Rush	Pass	Total	Y/P	Y/G	
2003	11	295	-25	1,482	1,457	4.94	132.5	
2004	11	265	22	1,643	1,665	6.28	151.4	
2005	10	370	184	2,334	2,518	6.31	251.8	
2006	12	404	253	2,353	2,606	6.45	225.5	
<b>Total</b>	<b>44</b>	<b>1,334</b>	<b>434</b>	<b>7,812</b>	<b>8,246</b>	<b>6.18</b>	<b>187.4</b>	

**Best Game:** 341 vs. Robert Morris (9/3/2005), 43 plays  
348 pass yards, -7 rush yard



## 6. BILL RANKIN

2000-2002								3,874
Year	G	Plays	Rush	Pass	Total	Y/P	Y/G	
2000	11	299	-150	1,355	1,205	4.03	109.5	
2001	10	269	-102	1,495	1,393	5.20	139.3	
2002	10	307	87	1,189	1,276	4.16	127.6	
<b>Total</b>	<b>31</b>	<b>875</b>	<b>-165</b>	<b>4,039</b>	<b>3,874</b>	<b>4.43</b>	<b>125.0</b>	

**Best Game:** 239 vs. Central Connecticut State  
(9/22/2001), 27 plays, 266 pass yards,  
-27 rush yards



## 2. KYLE FRAZIER

2009-2012								7,919
Year	G	Plays	Rush	Pass	Total	Y/P	Y/G	
2009	11	269	0	1,453	1,453	5.40	132.0	
2010	11	381	334	2,072	2,046	5.37	218.7	
2011	6	227	239	1,159	1,398	6.15	233.0	
2012	10	449	231	2,431	2,662	5.79	266.2	
<b>Total</b>	<b>38</b>	<b>1,326</b>	<b>804</b>	<b>7,115</b>	<b>7,919</b>	<b>5.97</b>	<b>208.39</b>	

**Best Game:** 513 at Cornell (10/13/2012),  
54 plays, 451 pass yards, 62 rush yards



## 7. BRETT BURKE

2005-2008								3,795
Year	G	Plays	Rush	Pass	Total	Y/P	Y/G	
2005	5	17	4	58	62	3.65	12.4	
2006	11	11	-5	56	51	4.64	4.64	
2007	10	360	-32	1,967	1,935	5.38	193.5	
2008	11	284	4	1,743	1,747	6.15	158.8	
<b>Total</b>	<b>37</b>	<b>672</b>	<b>-29</b>	<b>3,824</b>	<b>3,795</b>	<b>5.65</b>	<b>102.6</b>	

**Best Game:** 253 vs. Duquesne (11/15/2008),  
24 plays, 263 pass yards, -10 rush yards



## 3. DAN SABELLA

1994-1997								6,147
Year	G	Plays	Rush	Pass	Total	Y/P	Y/G	
1994	8	153	-23	1,015	992	6.48	124.0	
1995	10	326	-49	2,149	2,100	6.44	210.0	
1996	7	157	-16	1,115	1,099	7.00	157.0	
1997	9	294	6	1,950	1,956	6.65	217.3	
<b>Total</b>	<b>34</b>	<b>930</b>	<b>-82</b>	<b>6,229</b>	<b>6,147</b>	<b>6.61</b>	<b>180.8</b>	

**Best Game:** 318 vs. Marist (9/2/1995), 46 plays,  
326 pass yards, -8 rush yards



## 8. DOUG ROSSBACK

1993-1994								2,756
Year	G	Plays	Rush	Pass	Total	Y/P	Y/G	
1993	7	300	70	1,905	1,975	6.58	282.1	
1994	6	140	-58	839	781	5.58	130.2	
<b>Total</b>	<b>13</b>	<b>440</b>	<b>12</b>	<b>2,744</b>	<b>2,756</b>	<b>6.26</b>	<b>212.0</b>	

**Best Game:** 441 vs. St. Peter's (10/2/1993),  
56 plays, 418 pass yards, 23 rush yards



## 4. DAVID SINISI

2006-2009								5,107
Year	G	Plays	Rush	Pass	Total	Y/P	Y/G	
2006	12	171	754	0	754	4.40	62.8	
2007	10	208	1,184	23	1,207	5.80	120.7	
2008	11	286	1,674	0	1,674	5.85	152.2	
2009	11	302	1,437	35	1,472	4.87	133.8	
<b>Total</b>	<b>44</b>	<b>981</b>	<b>5,049</b>	<b>58</b>	<b>5,107</b>	<b>5.20</b>	<b>116.1</b>	

**Best Game:** 247 vs. Saint Francis (10/4/2008), 32 plays



## 9. JOHN DIPASQUALE

1996-1999								2,592
Year	G	Plays	Rush	Pass	Total	Y/P	Y/G	
1996	1	5	0	16	16	3.20	16	
1997	2	16	0	53	53	3.31	26.2	
1998	10	306	-86	2,299	2,213	7.23	221.3	
1999	7	127	-86	396	310	2.44	44.3	
<b>Total</b>	<b>20</b>	<b>454</b>	<b>-172</b>	<b>2,764</b>	<b>2,592</b>	<b>5.71</b>	<b>129.6</b>	

**Best Game:** 328 vs. Sacred Heart (10/31/1998),  
69 plays, 328 pass yards



## 5. BRANDON HILL

2013-2014								4,396
Year	G	Plays	Rush	Pass	Total	Y/P	Y/G	
2013	12	361	-203	2,356	2,153	5.96	179.4	
2014	10	363	-153	2,396	2,243	6.17	224.3	
<b>Total</b>	<b>22</b>	<b>724</b>	<b>2,165</b>	<b>4,752</b>	<b>4,396</b>	<b>6.07</b>	<b>199.8</b>	

**Best Game:** 356 at Lehigh (9/27/2014),  
47 plays, 390 pass yards, -33 rush yards



## 10. CHRIS REED

1994-1995, 1997-1998								2,239
Year	G	Plays	Rush	Pass	Total	Y/P	Y/G	
1994	8	88	379	0	379	4.31	47.4	
1995	5	47	218	0	218	4.63	43.6	
1997	9	94	476	0	476	5.06	52.9	
1998	10	208	1,166	0	1,975	5.61	116.6	
<b>Total</b>	<b>32</b>	<b>437</b>	<b>2,239</b>	<b>0</b>	<b>2,239</b>	<b>5.12</b>	<b>70.0</b>	

**Best Game:** 214 at Wagner (11/7/1998).  
17 plays, 214 rush yards

# CAREER RECEIVING YARDAGE LEADERS



## 1. MILES AUSTIN

2002-2005							2,867
Year	G	REC	YDS	AVG	TD	LP	YDS/G
2002	10	10	208	20.8	1	41	20.8
2003	12	44	796	18.1	12	42	66.3
2004	11	47	859	18.3	9	69	78.1
2005	8	49	1,004	20.5	11	66	125.5
<b>Total</b>	<b>41</b>	<b>150</b>	<b>2,867</b>	<b>19.1</b>	<b>33</b>	<b>69</b>	<b>69.9</b>

**Best Game:** 235 at Sacred Heart (10/8/2005), 10 receptions, 4 TDs



## 6. TRISTAN ROBERTS

2011-2012							1,143
Year	G	REC	YDS	AVG	TD	LP	YDS/G
2011	11	37	429	11.6	6	44	39.0
2012	10	55	714	13.0	5	85	71.4
<b>Total</b>	<b>21</b>	<b>92</b>	<b>1,143</b>	<b>12.4</b>	<b>11</b>	<b>85</b>	<b>54.4</b>

**Best Game:** 174 at Cornell (10/13/2012), 7 receptions, 1 TD



## 2. NEAL STERLING

2011-14							2,615
Year	G	REC	YDS	AVG	TD	LP	YDS/G
2011	11	57	677	11.9	5	58	61.5
2012	10	33	386	11.7	5	55	38.6
2013	12	57	647	11.3	6	64	53.9
2014	10	55	905	16.5	6	81	90.5
<b>Total</b>	<b>43</b>	<b>202</b>	<b>2,615</b>	<b>12.9</b>	<b>22</b>	<b>81</b>	<b>60.8</b>


**Best Game:** 183 vs Lehigh (9/27/2014), 11 receptions, 1 TD



## 7. RICK FINER

1993, 1995-1997							1,100
Year	G	REC	YDS	AVG	TD	LP	YDS/G
1993	7	23	342	24.9	2	48	48.9
1995	10	11	158	14.4	1	29	15.8
1996	10	23	201	8.7	2	30	20.1
1997	9	32	399	12.5	3	57	44.3
<b>Total</b>	<b>36</b>	<b>89</b>	<b>1,100</b>	<b>12.4</b>	<b>8</b>	<b>57</b>	<b>30.6</b>

**Best Game:** 86 at Stonehill (9/11/1993), 4 receptions



## 3. ADAM SAN MIGUEL

2004-2007							2,252
Year	G	REC	YDS	AVG	TD	LP	YDS/G
2004	10	21	265	12.6	1	44	26.5
2005	10	51	569	11.2	3	39	56.9
2006	12	73	872	11.7	6	71	72.6
2007	10	49	546	11.6	4	58	54.6
<b>Total</b>	<b>42</b>	<b>194</b>	<b>2,252</b>	<b>11.6</b>	<b>14</b>	<b>71</b>	<b>53.6</b>


**Best Game:** 168 vs. St. Peter's (9/16/2006), 11 receptions, 1 TD



## 8. TYLER GEORGE

2009-							1,083
Year	G	REC	YDS	AVG	TD	LP	YDS/G
2009	11	21	220	10.5	2	17	20.0
2010	11	36	366	10.2	2	27	33.3
2011	11	36	282	7.8	0	27	25.6
2012	9	28	215	7.7	1	24	23.9
<b>Total</b>	<b>42</b>	<b>121</b>	<b>1,083</b>	<b>9.0</b>	<b>5</b>	<b>27</b>	<b>25.7</b>


**Best Game:** 79 at Duquesne (10/2/2012), 6 receptions



## 4. WILL HOLDER

1993, 1995-1997							2,172
Year	G	REC	YDS	AVG	TD	LP	YDS/G
1993	5	25	381	15.2	1	57	76.2
1995	10	34	696	20.5	7	86	69.6
1996	10	23	546	23.7	7	80	54.6
1997	8	32	549	17.2	6	88	68.6
<b>Total</b>	<b>33</b>	<b>114</b>	<b>2,172</b>	<b>19.1</b>	<b>21</b>	<b>88</b>	<b>65.8</b>

**Best Game:** 147 vs. Robert Morris (9/9/1995), 5 receptions, 1 TD



## 9. JOHN NALBONE

2005-2008							1,079
Year	G	REC	YDS	AVG	TD	LP	YDS/G
2005	10	18	138	7.7	1	16	13.8
2006	12	19	198	10.4	0	23	16.5
2007	10	22	252	11.5	3	32	25.2
2008	11	42	491	11.7	5	83	44.6
<b>Total</b>	<b>43</b>	<b>101</b>	<b>1,079</b>	<b>10.7</b>	<b>9</b>	<b>83</b>	<b>25.1</b>

**Best Game:** 91 vs. Saint Francis (10/4/08), 6 receptions



## 5. ANTHONY GALELLA

1995-1998							1,653
Year	G	REC	YDS	AVG	TD	LP	YDS/G
1995	7	3	32	10.7	0	15	4.6
1996	10	13	165	12.7	1	32	16.5
1997	9	30	412	13.7	3	49	45.8
1998	10	61	1,044	17.1	9	72	104.4
<b>Total</b>	<b>36</b>	<b>107</b>	<b>1,653</b>	<b>15.4</b>	<b>13</b>	<b>72</b>	<b>45.9</b>

**Best Game:** 179 vs. Towson (9/12/1998), 5 receptions, 1 TD



## 10. MARCUS WINTERS

1993-1994							1,024
Year	G	REC	YDS	AVG	TD	LP	YDS/G
1993	7	34	432	12.7	1	25	61.7
1994	9	39	592	15.2	5	52	65.8
<b>Total</b>	<b>16</b>	<b>73</b>	<b>1,024</b>	<b>14.0</b>	<b>6</b>	<b>52</b>	<b>64.0</b>

**Best Game:** 106 at Central Connecticut State (11/12/1994), 5 receptions, 2 TDs

# CAREER RECEPTIONS LEADERS




## 1. NEAL STERLING

2011-14								202
Year	G	REC	YDS	AVG	TD	LP	YDS/G	
2011	11	57	677	11.9	5	58	61.5	
2012	10	33	386	11.7	5	55	38.6	
2013	12	57	647	11.3	6	64	53.9	
2014	10	55	905	16.5	6	81	90.5	
<b>Total</b>	<b>43</b>	<b>202</b>	<b>2,615</b>	<b>12.9</b>	<b>22</b>	<b>81</b>	<b>60.8</b>	



## 6. ANTHONY GALLELLA

1995-1998								107
Year	G	REC	YDS	AVG	TD	LP	REC/G	
1995	7	3	32	10.7	0	15	0.43	
1996	10	13	165	12.7	1	32	1.30	
1997	9	30	412	13.7	3	49	3.33	
1998	10	61	1,044	17.1	9	72	6.10	
<b>Total</b>	<b>36</b>	<b>107</b>	<b>1,653</b>	<b>15.4</b>	<b>13</b>	<b>72</b>	<b>45.9</b>	



## 2. ADAM SAN MIGUEL

2004-2007								194
Year	G	REC	YDS	AVG	TD	LP	REC/G	
2004	10	21	265	12.6	1	44	2.10	
2005	10	51	569	11.2	3	39	5.10	
2006	12	73	872	11.7	6	71	6.0	
2007	10	49	546	11.6	4	58	4.9	
<b>Total</b>	<b>42</b>	<b>194</b>	<b>2,252</b>	<b>11.6</b>	<b>14</b>	<b>71</b>	<b>4.6</b>	



## 7. JOHN NALBONE

2005-2008								101
Year	G	REC	YDS	AVG	TD	LP	REC/G	
2005	10	18	138	7.7	1	16	1.85	
2006	12	19	198	10.4	0	23	1.61	
2007	10	22	252	11.5	3	32	2.22	
2008	11	42	491	11.7	5	83	3.81	
<b>Total</b>	<b>43</b>	<b>101</b>	<b>1,079</b>	<b>10.7</b>	<b>9</b>	<b>83</b>	<b>2.37</b>	



## 3. MILES AUSTIN

2002-2005								150
Year	G	REC	YDS	AVG	TD	LP	REC/G	
2002	10	10	208	20.8	1	41	1.00	
2003	12	44	796	18.1	12	42	3.67	
2004	11	47	859	18.3	9	69	4.27	
2005	8	49	1,004	20.5	11	66	6.13	
<b>Total</b>	<b>41</b>	<b>150</b>	<b>2,867</b>	<b>19.1</b>	<b>33</b>	<b>69</b>	<b>3.66</b>	



## 8. TRISTAN ROBERTS

2011-2012								92
Year	G	NO	YDS	AVG	TD	LP	REC/G	
2011	11	37	429	11.6	6	44	3.36	
2012	10	55	714	13.0	5	85	5.50	
<b>Total</b>	<b>21</b>	<b>92</b>	<b>1,143</b>	<b>12.3</b>	<b>11</b>	<b>85</b>	<b>4.38</b>	



## 4. TYLER GEORGE

2009-2012								121
Year	G	REC	YDS	AVG	TD	LP	REC/G	
2009	11	21	220	10.5	2	17	1.90	
2010	11	36	366	10.2	2	27	3.27	
2011	11	36	282	7.8	0	27	3.27	
2012	9	28	215	7.7	1	24	3.11	
<b>Total</b>	<b>42</b>	<b>121</b>	<b>1,021</b>	<b>8.4</b>	<b>5</b>	<b>27</b>	<b>2.88</b>	



## 9. RICK FINER

1993, 1995-1997								89
Year	G	NO	YDS	AVG	TD	LP	REC/G	
1993	7	23	342	24.9	2	48	3.29	
1995	10	11	158	14.4	1	29	1.10	
1996	10	23	201	8.7	2	30	2.30	
1997	9	32	399	12.5	3	57	3.56	
<b>Total</b>	<b>36</b>	<b>89</b>	<b>1,100</b>	<b>12.4</b>	<b>8</b>	<b>57</b>	<b>2.47</b>	



## 5. WILLIAM HOLDER

1993, 1995-1997								114
Year	G	REC	YDS	AVG	TD	LP	REC/G	
1993	5	25	382	15.3	1	57	5.00	
1995	10	34	696	20.5	7	86	3.40	
1996	10	23	546	23.7	7	80	2.30	
1997	8	32	549	17.2	6	88	4.00	
<b>Total</b>	<b>33</b>	<b>114</b>	<b>2,173</b>	<b>19.1</b>	<b>21</b>	<b>88</b>	<b>3.45</b>	



## 10. DAVID SINISI


2006-2009								83
Year	G	REC	YDS	AVG	TD	LP	REC/G	
2006	12	20	269	13.4	1	71	1.66	
2007	10	29	293	10.1	2	46	2.90	
2008	11	14	103	7.4	0	21	1.27	
2009	11	20	249	12.4	4	50	1.81	
<b>Total</b>	<b>44</b>	<b>83</b>	<b>914</b>	<b>11.0</b>	<b>7</b>	<b>71</b>	<b>1.88</b>	

# CAREER SCORING LEADERS



## 1. DAVID SINISI

2006-2009						432
Year	G	TD	FG-FGA	XP-XPA	PTS	
2006	12	14	0-0	0-0	84	
2007	10	19	0-0	0-0	114	
2008	11	22	0-0	0-0	132	
2009	11	17	0-0	0-0	102	
<b>Total</b>	<b>44</b>	<b>72</b>	<b>0-0</b>	<b>0-0</b>	<b>432</b>	



## 5. FRED WEINGART

2005-2008						204
Year	G	TD	FG-FGA	XP-XPA	PTS	
2005	10	0	7-10	30-30	51	
2006	9	0	8-15	20-23	44	
2007	10	0	8-13	28-29	52	
2008	11	0	8-11	33-36	57	
<b>Total</b>	<b>40</b>	<b>0</b>	<b>31-49</b>	<b>111-118</b>	<b>204</b>	



## 2. ERIC SPILLANE

2010-2013						265
Year	G	TD	FG-FGA	XP-XPA	PTS	
2010	11	0	16-22	24-29	72	
2011	11	0	9-12	33-35	60	
2012	10	0	12-16	34-35	70	
2013	12	0	10-15	33-35	63	
<b>Total</b>	<b>43</b>	<b>0</b>	<b>47-65</b>	<b>124-134</b>	<b>265</b>	



## 6. JULIAN HAYES

2011-2013						192
Year	G	TD	FG-FGA	XP-XPA	PTS	
2011	11	14	0-0	0-0	84	
2012	10	11	0-0	0-0	66	
2013	12	7	0-0	0-0	42	
<b>Total</b>	<b>33</b>	<b>32</b>	<b>0-0</b>	<b>0-0</b>	<b>192</b>	



## 3. MILES AUSTIN

2002-2005						216
Year	G	TD	FG-FGA	XP-XPA	PTS	
2002	8	1	0-0	0-0	6	
2003	12	12	0-0	0-0	72	
2004	11	11	0-0	0-0	66	
2005	8	12	0-0	0-0	72	
<b>Total</b>	<b>43</b>	<b>36</b>	<b>0-0</b>	<b>0-0</b>	<b>216</b>	



## 8. JIM VARICK

1993-1996						141
Year	G	TD	FG-FGA	XP-XPA	PTS	
1993	6	0	0-0	1-1*	2	
1994	9	4	0-0	0-0	24	
1995	10	8	6-11	9-13*	76	
1996	10	5	0-7	9-14	39	
<b>Total</b>	<b>35</b>	<b>17</b>	<b>6-18</b>	<b>19-28</b>	<b>141</b>	

\* - includes two-point conversion



## †-4. MATT MERKLINGER

1998-2001						210
Year	G	TD	FG-FGA	XP-XPA	PTS	
1998	6	3	0-0	0-0	18	
1999	6	4	0-0	0-0	24	
2000	11	14	0-0	0-0	84	
2001	10	14	0-0	0-0	84	
<b>Total</b>	<b>33</b>	<b>35</b>	<b>0-0</b>	<b>0-0</b>	<b>210</b>	



## 9. RALPH O'NEIL

1993-1996						140
Year	G	TD	FG-FGA	XP-XPA	PTS	
1993	7	2	0-0	0-0	12	
1994	8	5	0-0	0-0	30	
1995	10	7	0-0	0-0	44	
1996	10	9	0-0	0-0	54	
<b>Total</b>	<b>35</b>	<b>23</b>	<b>0-0</b>	<b>0-0</b>	<b>140</b>	



## †-4. CHRIS REED

1994-1995, 1997-1998						210
Year	G	TD	FG-FGA	XP-XPA	PTS	
1994	8	2	0-0	0-0	12	
1995	6	4	0-0	0-0	24	
1997	9	7	0-0	0-0	42	
1998	10	22	0-0	0-0	132	
<b>Total</b>	<b>33</b>	<b>35</b>	<b>0-0</b>	<b>0-0</b>	<b>210</b>	



## 10. STEVE ANDRIOLA

2001-2004						138
Year	G	TD	FG-FGA	XP-XPA	PTS	
2001	3	0	0-0	0-1	0	
2002	4	0	2-4	2-2	8	
2003	12	0	13-24	26-29	65	
2004	11	0	12-19	29-32	65	
<b>Total</b>	<b>30</b>	<b>0</b>	<b>27-47</b>	<b>57-64</b>	<b>138</b>	

# CAREER SACK LEADERS



## 1. JASON GMITTER

1994-1997

25.5

Year	G	SACKS	YDS
1994	7	0.5	1
1995	10	6.5	24
1996	10	7.0	42
1997	9	11.5	78
<b>Total</b>	<b>36</b>	<b>25.5</b>	<b>145</b>



## 6. CHRIS AMMACHER

1999-2002

15.5

Year	G	SACKS	YDS
1999	9	1.5	9
2000	10	2.0	7
2001	10	8.5	49
2002	10	3.5	29
<b>Total</b>	<b>39</b>	<b>15.5</b>	<b>94</b>



## 2. ERIK YNGSTROM

2003-06

23.0

Year	G	SACKS	YDS
2003	11	8.0	51
2004	11	6.5	48
2005	9	4.5	17
2006	12	4.0	34
<b>Total</b>	<b>43</b>	<b>23.0</b>	<b>150</b>



## 7. TIM CANAVAN

1993-1994

15.0

Year	G	SACKS	YDS
1993	7	3.5	30
1994	9	11.5	80
<b>Total</b>	<b>16</b>	<b>15.0</b>	<b>110</b>



## 3. JOE SENTIPAL

1999-2003

21.5

Year	G	SACKS	YDS
1999	10	0.5	5
2000	11	15.5	109
2001	2	1.0	10
2002	10	1.0	7
2003	11	3.5	22
<b>Total</b>	<b>44</b>	<b>21.5</b>	<b>153</b>



## 8. MIKE NORMAND

1997-2000

14.5

Year	G	SACKS	YDS
1997	9	2.5	10
1998	10	1.0	10
1999	10	5.0	35
2000	11	6.0	13
<b>Total</b>	<b>40</b>	<b>14.5</b>	<b>68</b>

100




## 4. MIKE DeFALCO

2000-2003

17.0

Year	G	SACKS	YDS
2000	4	4.0	29
2001	6	2.0	9
2002	10	2.0	15
2003	12	9.0	45
<b>Total</b>	<b>35</b>	<b>17.0</b>	<b>91</b>



## 9. BRIAN SWEENEY

2003-2006

13.0

Year	G	SACKS	YDS
2003	10	0.0	0
2004	11	3.5	24
2005	10	4.5	32
2006	12	5.0	35
<b>Total</b>	<b>43</b>	<b>13.0</b>	<b>91</b>



## 5. CORNELL KEY

1997-2000

16.5

Year	G	SACKS	YDS
1997	0	0.0	0
1998	10	2.0	19
1999	10	3.0	26
2000	10	11.5	93
<b>Total</b>	<b>30</b>	<b>16.5</b>	<b>138</b>



## 10. TODD STEVENS

1999-2002

12.5

Year	G	SACKS	YDS
1999	4	1.0	1
2000	9	5.0	35
2001	10	6.5	40
2002	10	0.0	0
<b>Total</b>	<b>33</b>	<b>12.5</b>	<b>76</b>

# CAREER INTERCEPTION LEADERS



## 1. DAVID JILES

2002-2006

13

Year	INT	YDS	AVG	TD	LP
2002	0	0	0.0	0	0
2003	3	26	8.7	1	26
2004	1	0	0.0	0	0
2005	4	20	5.0	0	20
2006	5	88	17.6	1	38
<b>Total</b>	<b>13</b>	<b>134</b>	<b>10.3</b>	<b>2</b>	<b>26</b>



## t7. ROB LOMORIELLO

2001-2005

7

Year	INT	YDS	AVG	TD	LP
2001	0	0	0.0	0	0
2002	0	0	0.0	0	0
2003	2	54	27.0	0	54
2004	3	39	13.0	0	36
2005	2	20	10.0	0	20
<b>Total</b>	<b>7</b>	<b>113</b>	<b>16.1</b>	<b>0</b>	<b>54</b>



## t2. KENNY AMSEL

2007-2010

11

Year	INT	YDS	AVG	TD	LP
2007	1	32	1.0	1	32
2008	3	17	4.6	0	18
2009	5	104	20.8	0	55
2010	2	122	61.0	2	72
<b>Total</b>	<b>11</b>	<b>275</b>	<b>25.0</b>	<b>3</b>	<b>72</b>



## t7. MIKE PITTS

1999-2002

7

Year	INT	YDS	AVG	TD	LP
1999	1	0	0.0	0	0
2000	2	0	0.0	0	0
2001	3	17	5.7	0	15
2002	1	0	0.0	0	0
<b>Total</b>	<b>7</b>	<b>17</b>	<b>2.4</b>	<b>0</b>	<b>15</b>



## t2. VINNIE SASSO

1994-1997

11

Year	INT	YDS	AVG	TD	LP
1994	2	19	9.5	0	19
1995	3	12	4.0	0	12
1996	4	33	8.2	0	14
1997	2	57	28.5	1	45
<b>Total</b>	<b>11</b>	<b>121</b>	<b>11.0</b>	<b>1</b>	<b>45</b>

## PLAYERS TIED WITH 6 INTERCEPTIONS

### MIKE BASILE

2014-

Year	INT	YDS	AVG	TD	LP
2014	4	67	16.8	0	56
2015	2	0	0.0	0	0
<b>Total</b>	<b>6</b>	<b>67</b>	<b>11.1</b>	<b>0</b>	<b>56</b>

### PAT GRAY

2011-2015

Year	INT	YDS	AVG	TD	LP
<b>Total</b>	<b>6</b>	<b>82</b>	<b>13.7</b>	<b>1</b>	<b>35</b>

### JOE SENTIPAL

1999-2003

Year	INT	YDS	AVG	TD	LP
<b>Total</b>	<b>6</b>	<b>24</b>	<b>4.0</b>	<b>1</b>	<b>16</b>

### STEVE COVELLO

1994-1997

Year	INT	YDS	AVG	TD	LP
<b>Total</b>	<b>6</b>	<b>31</b>	<b>5.2</b>	<b>0</b>	<b>19</b>

### DAVID LEWIS

1993-1996

Year	INT	YDS	AVG	TD	LP
<b>Total</b>	<b>6</b>	<b>82</b>	<b>13.7</b>	<b>1</b>	<b>35</b>



## 4. MATT HILL

2003-2006

9

Year	INT	YDS	AVG	TD	LP
2003	0	0	0.0	0	0
2004	4	84	21.0	2	43
2005	2	28	14.0	0	27
2006	3	47	15.6	0	38
<b>Total</b>	<b>9</b>	<b>159</b>	<b>17.6</b>	<b>2</b>	<b>43</b>



## t5. JOE JOHNSON

2012-2015

8

Year	INT	YDS	AVG	TD	LP
2012	0	0	0.0	0	0
2013	1	15	15.0	0	15
2014	4	83	20.8	1	55
2015	3	76	25.3	0	45
<b>Total</b>	<b>8</b>	<b>114</b>	<b>14.3</b>	<b>1</b>	<b>55</b>



## t5. AARON EDWARDS

1997-2001

8

Year	INT	YDS	AVG	TD	LP
1997	0	0	0.0	0	0
1998	1	6	6.0	0	6
1999	3	86	28.7	0	56
2000	1	26	26.0	1	26
2001	3	94	31.3	1	92
<b>Total</b>	<b>8</b>	<b>212</b>	<b>26.5</b>	<b>2</b>	<b>92</b>

# CAREER TACKLE LEADERS



## 1. AARON EDWARDS

1997-2001							353
Year	G	UT	AT	TT	TFL	YDS	
1997	9	20	8	28	0	0	
1998	10	46	40	86	1	1	
1999	10	64	40	104	4	6	
2000	3	13	8	21	1	15	
2001	10	80	34	114	2	6	
<b>Total</b>	<b>42</b>	<b>223</b>	<b>130</b>	<b>353</b>	<b>8</b>	<b>28</b>	



## 6. MIKE NORMAND

1997-2000							251
Year	G	UT	AT	TT	TFL	YDS	
1997	9	29	13	42	6	19	
1998	10	31	24	55	10	37	
1999	10	45	30	75	10	54	
2000	11	49	30	79	12	41	
<b>Total</b>	<b>40</b>	<b>154</b>	<b>97</b>	<b>251</b>	<b>38</b>	<b>151</b>	



## 2. JOE SENTIPAL

1999-2003							327
Year	G	UT	AT	TT	TFL	YDS	
1999	10	16	7	23	2	11	
2000	11	57	29	86	23	131	
2001	2	5	2	7	3	12	
2002	10	58	48	106	8.5	20	
2003	11	57	48	105	15	43	
<b>Total</b>	<b>44</b>	<b>193</b>	<b>134</b>	<b>327</b>	<b>51.5</b>	<b>217</b>	



## 7. JOE LITTLE

1993-1996							244
Year	G	UT	AT	TT	TFL	YDS	
1993	7	26	29	55	2	2	
1994	8	33	14	47	3	5	
1995	10	55	23	88	8	18	
1996	10	34	20	54	4	13	
<b>Total</b>	<b>35</b>	<b>148</b>	<b>86</b>	<b>244</b>	<b>17</b>	<b>38</b>	



## 3. JOSE GUMBS

2008-2011							306
Year	G	UT	AT	TT	TFL	YDS	
2008	10	43	17	60	4.0	14	
2009	9	45	50	95	3.0	10	
2010	11	53	23	76	3.0	4	
2011	11	47	28	75	5.5	20	
<b>Total</b>	<b>41</b>	<b>188</b>	<b>118</b>	<b>306</b>	<b>15.5</b>	<b>48</b>	



## 8. MIKE DIBELLA

1999-2002							242
Year	G	UT	AT	TT	TFL	YDS	
1999	9	39	21	60	6	13	
2000	11	59	35	94	12	21	
2001	10	52	34	86	8	18	
2002	10	1	1	2	0	0	
<b>Total</b>	<b>40</b>	<b>151</b>	<b>91</b>	<b>242</b>	<b>26</b>	<b>52</b>	



## 4. JOHN SCHULTZEL

1997-2000							298
Year	G	UT	AT	TT	TFL	YDS	
1997	9	8	4	12	2	13	
1998	10	52	44	96	9	46	
1999	10	69	20	89	7	15	
2000	11	64	37	101	13	54	
<b>Total</b>	<b>40</b>	<b>193</b>	<b>105</b>	<b>298</b>	<b>31</b>	<b>128</b>	



## 9. VINNIE SASSO

1994-1997							233
Year	G	UT	AT	TT	TFL	YDS	
1994	8	26	12	38	0	0	
1995	10	53	20	73	2	5	
1996	6	28	14	42	0	0	
1997	9	64	16	80	1	13	
<b>Total</b>	<b>33</b>	<b>171</b>	<b>62</b>	<b>233</b>	<b>3</b>	<b>18</b>	



## 5. MATT HILL

2003-06							265
Year	G	UT	AT	TT	TFL	YDS	
2003	10	8	4	12	0	0	
2004	11	56	30	86	7	38	
2005	10	54	28	82	6	16	
2006	11	51	34	85	4	10	
<b>Total</b>	<b>42</b>	<b>169</b>	<b>96</b>	<b>265</b>	<b>17</b>	<b>64</b>	



## 10. MIKE CASTELLANO

2004-2006							218
Year	G	UT	AT	TT	TFL	YDS	
2004	11	38	33	71	13.5	44	
2005	10	42	28	70	6	46	
2006	12	46	31	77	2	13	
<b>Total</b>	<b>33</b>	<b>126</b>	<b>92</b>	<b>218</b>	<b>21.5</b>	<b>103</b>	

# TEAM AWARD WINNERS



**Cornell Key** wreaked havoc on opposing offenses during his four seasons.

## Vince Lombardi Second Effort Award

- 1993: Tim Canavan  
Terry Murphy
- 1994: Ryan Grant  
John Mendes
- 1995: Ralph O'Neil  
Nick Szymanski
- 1996: Jason Gmitter  
Terry Murphy
- 1997: Jason Gmitter  
Anthony Verdi
- 1998: Doug Sterk  
Robert Ward
- 1999: Cornell Key  
Eric Platt
- 2000: Cornell Key  
Matt Merklinger
- 2001: Chris Ammacher  
Billy Lynn
- 2002: Mark Di Pisa  
Justin Rosato
- 2003: Mike DeFalco  
Jeff Gallo
- 2004: Matt Sosnovik  
Ed Ratyniak
- 2005: Bobby Smith  
Mike Castellano
- 2006: Jonathan Dunn  
Mike Castellano
- 2007: Brett Burke  
Kevin Walsh
- 2008: Brett Burke  
Kevin Walsh
- 2009: Ryan Folsom  
David Kennedy
- 2010: Ryan Folsom  
Kenny Amsel
- 2011: Tyler George  
Ian Simon
- 2012: Tyler George  
Chris Luma
- 2013: Brandon Maxwell  
Pat O'Hara
- 2014: **Lavon Chaney**  
John Sieczkowski
- 2015: Rotchill Medor  
**Payton Minnich**

## Most Valuable Player

- 1993: Doug Rossback (O)  
David Lewis (D)  
Brian Lockley (ST)
- 1994: Dan Sabella (O)  
David Lewis (D)  
Robert Ridley (ST)
- 1995: Dan Sabella (O)  
Anthony Berke (D)  
Mike James (ST)
- 1996: William Holder (O)  
John Mendes (D)  
Rick Finer (ST)
- 1997: Dan Sabella (O)  
Vinnie Sasso (D)  
Rick Finer (ST)
- 1998: Chris Reed (O)  
John Schultzel (D)  
Bill Pullen (ST)
- 1999: Bryan Peck (O)  
Aaron Edwards (D)  
Aaron Edwards (ST)
- 2000: Matt Merklinger (O)  
John Schultzel (D)  
Darrell Nick (ST)
- 2001: Matt Merklinger (O)  
Aaron Edwards (D)  
Jay Roach (ST)  
Dan Iskra (O)  
Joe Sentipal (D)  
Kevin Faulkner (ST)
- 2003: Brian Boland (O)  
Joe Sentipal (D)  
Steve Andriola (ST)
- 2004: Joe Migliore (O)  
Dan Blazosky (D)  
Steve Andriola (ST)
- 2005: Miles Austin (O)  
Matt Hill (D)  
Aaron Suozzo (ST)  
Brian Boland (O)  
Matt Hill (D)
- 2006: David Sinisi (ST)  
David Sinisi (O)  
Ayo Falae (D)  
Derek Bischoff (ST)
- 2007: David Sinisi (O)  
Kevin Walsh (D)  
Fred Weingart (ST)
- 2008: David Sinisi (O)  
Kevin Walsh (D)  
Fred Weingart (ST)
- 2009: David Sinisi (O)  
Jose Gumbs (D)  
Jack Daniels (ST)
- 2010: Shawn Wright (O)  
Jose Gumbs (D)  
Jack Daniels (ST)
- 2011: **Neal Sterling (O)**  
Jose Gumbs (D)  
Mike Drake (ST)  
Kyle Frazier (O)  
Mike Upham (D)  
Eric Spillane (ST)
- 2013: Kwabena Asante (O)  
Dave Damirgian (D)  
Eric Spillane (ST)
- 2014: **Neal Sterling (O)**  
**Mike Basile (D)**  
Ryan Mohr & **Ed Royds (ST)**
- 2015: **Darren Ambush (O)**  
**Mike Basile (D)**  
**Matt White (ST)**



Linebacker **Mike Castellano** was a two-time Vince Lombardi Second Effort Award winner.



**Kevin Walsh** was named Defensive MVP in 2008 the same season he was NEC DPOY all the while playing on a torn ACL.



**Eric Platt**



**Billy Lynn**



**John Mendes**



**Nick Dalia**



**Derek Bischoff**



**Jack Daniels**

# TEAM/WEEKLY AWARDS

## Scholar-Athlete Award

- 1993: John Mendes
- 1994: Matt Cuccia
- 1995: Rich Bargloski
- 1996: Rich Bargloski
- 1997: Jason Gmitter
- 1998: Nick Dalia
- 1999: Darrell Nick
- 2000: Darrell Nick
- 2001: Justin Rosato
- 2002: Justin Rosato
- 2003: Bob Pluta
- 2004: Michael McClelland
- 2005: Tom Mauro
- 2006: Michael McClelland
- 2007: Jon Stolarz
- 2008: Andrew Musick
- 2009: Andrew Musick
- 2010: Ryan Folsom
- 2011: Andrew Sutton
- 2012: Andrew Sutton
- 2013: Eric Spillane
- 2014: Joe Johnson
- 2015: Joe Johnson



Wide Receiver Mike McClelland was a two-time Scholar Athlete Award Winner.



Defensive tackle Dan Sizelove was the 2006 recipient of the Unsung Hero Award

## Raymond Michelli Coaches Award

- 1997: Dan Ruland
- 1998: Mike Principe
- 1999: Doug Gillespie
- 2000: Markice Stephens
- 2001: Raheem Byrom
- 2002: Doug Stetz
- 2003: Fred Williams
- 2004: Billy Worfolk
- 2005: Jesse Orbach
- 2006: Jamaal McClintock
- 2007: Derek Bischoff
- 2008: Steve Downens
- 2009: Ron Lauch
- 2010: Bobby Giles
- 2011: Chris Mastrangelo
- 2012: Reggie Hildebrandt Jr.
- 2013: Mike McLafferty (Offense)  
Tevrin Brandon (Defense)
- 2014: Luke Brown
- 2015: Hakeem Valles (Offense)  
Andrew Jurczynski (Defense)



Linebacker Fred Williams won the Raymond Michelli Coaches Award in 2003

## ESPN/USA TODAY (FCS)

- 2001: Jay Roach (9/10) - special teams

## STATS NATIONAL PLAYERS OF THE WEEK

- 2015: Matt White (10/19) - special teams

## COLLEGE SPORTING NEWS

- 2015: Matt White (10/19) - special teams

## DON HANSEN'S NATIONAL WEEKLY FOOTBALL GAZETTE (FCS Mid Major)


- 1996: Joe Little (10/12) - defensive
- 2000: Joe Sentipal (11/18) - defensive
- 2001: Aaron Edwards (9/9) - defensive  
Aaron Edwards (10/21) - defensive  
Aaron Edwards (10/28) - defensive
- 2003: Joe Sentipal (9/7) - defensive  
Steve Andriola (9/28) - special teams  
Joe Sentipal (9/28) - defensive  
Joe Sentipal (10/19) - defensive  
David Jiles (10/26) - defensive
- 2004: Steve Andriola (10/17) - special teams  
Rob Lomoriello (10/31) - defensive
- 2005: Miles Austin (10/9) - offensive  
Fred Weingart (10/9) - special teams  
Sean Dennis (10/15) - special teams  
Matt Hill (10/22) - defensive  
Brian Boland (10/29) - offensive

## METROPOLITAN SPORTSWRITERS

- 1996: Dan Sabella (9/21) - offensive  
Vinnie Sasso (9/28) - defensive  
Vinnie Sasso (10/12) - defensive
- 1997: Vinnie Sasso (9/13) - offensive  
Dan Sabella (9/20) - offensive

## EASTERN COLLEGE ATHLETIC CONFERENCE

- 1996: Dan Sabella (9/21) - offensive  
Joe Little (10/12) - defensive
- 1997: Dan Sabella (11/8) - offensive  
Vinnie Sasso (11/15) - defensive
- 2000: Joe Sentipal (9/26) - defensive
- 2001: Matt Merklinger (9/11) - offensive  
Aaron Edwards (9/11) - defensive  
Aaron Edwards (10/24) - defensive
- 2007: David Sinisi (10/7) - offensive  
David Sinisi (10/28) - offensive
- 2009: David Sinisi (9/28) - offensive
- 2012: Kyle Frazier (9/11) - offensive



Justin Rosato became MU's first-ever Academic All-America in 2002.

## Unsung Hero Award

- 1997: Nick Dalia
- 1998: Liam Klein
- 1999: Bill Hagan
- 2000: Pat Landis
- 2001: Kevin Faulkner
- 2002: Danny Barker
- 2003: Kevin Hutchison
- 2004: Jay Ricciardi
- 2005: Rob Lomoriello
- 2006: Dan Sizelove
- 2007: Andrew Musick
- 2008: T.J. Cerezo
- 2009: Garrett Culloo
- 2010: Dave Ogden
- 2011: Craig Peterson
- 2012: Dino Molina
- 2013: Jake Mauro (Offense)  
Clark Coe (Defense)
- 2014: Thad Richards
- 2015: Anthony McDonough

# NATIONAL AWARDS

## All-America Honors

### ASSOCIATED PRESS (FCS)

- 2002: Joe Sentipal, LB (3rd team)
- 2003: David Sinisi, RB (3rd team)
- Kevin Walsh, DL (3rd team)

### AMERICAN FOOTBALL COACHES

#### ASSOCIATION (FCS)

- 2002: Joe Sentipal, LB
- 2003: Joe Sentipal, LB
- 2008: John Nalbone, TE
- David Sinisi, RB



Joe Sentipal became MU's first-ever Division I-AA All-America in 2002, named by both the AFCA and Associated Press.

### COLLEGE SPORTING NEWS (FCS)

- 2008: John Nalbone, TE (honorable mention)
- David Sinisi, RB (honorable mention)

### COLLEGESPORTSREPORT.COM (FCS)

- 2003: Joe Sentipal, LB (2nd team)

### COLLEGESPORTSREPORT.COM

#### (FCS Mid Major)

- 2003: Joe Sentipal, LB (first team)
- Mike DeFalco, DL (second team)
- Sean Hefferon, DL (second team)
- Kevin Hutchison, DB (second team)
- Sean Dennis, P (second team)
- 2004: Sean Dennis, P (first team)
- Brian Boland, QB (second team)
- Dan Iskra, OL (second team)
- Ed Ratyniak, DL (second team)
- Miles Austin, WR (special mention)
- John Castoro, OL (special mention)
- Dan Blazosky, LB (special mention)
- Mike Castellano, LB (special mention)
- 2005: John Castoro, C
- Miles Austin, WR

### DON HANSEN'S NATIONAL

#### FOOTBALL GAZETTE (FCS Mid Major)

- 1996: Dominic Cuniglio, OL (1st team)
- Jason Gmitter, DE (1st team)
- William Holder, WR (1st team)
- Anthony Berke, LB (honorable mention)
- Stacy Dixon, CB (honorable mention)
- 1998: Chris Reed, RB (1st team)
- Anthony Galella, WR (1st team)
- Anthony Galella, WR (Receiver of the Year)
- Doug Sterk, (honorable mention)
- 1999: Chris Mandell, K (1st team)
- Darrell Nick, P (1st team)
- 2000: Darrell Nick, P (1st team)
- Cornell Key, DL (2nd team)
- Matt Herdman, OL (honorable mention)

- Joe Sentipal, LB (honorable mention)
- 2001: Chris Ammacher, DL (1st team)
- Aaron Edwards, DB (1st team)
- 2002: Joe Sentipal, LB (2nd team)
- Chris Ammacher, DL (honorable mention)
- 2003: Sean Dennis, P (1st team)
- Miles Austin, WR (2nd team)
- Jeff Gallo, OL (2nd team)
- Sean Hefferon, DL (2nd team)
- 2004: Dan Iskra, OL (1st team)
- Miles Austin, WR (2nd team)
- Steve Andriola, K (2nd team)
- Sean Dennis, P (2nd team)
- 2005: Miles Austin, WR (1st team)
- John Castoro, OC (1st team)
- Matt Hill, DB (1st team)
- Mike Castellano, LB (2nd team)
- John Nalbone, TE (honorable mention)
- Brian Sweeney, DL (honorable mention)
- 2006: Matt Conolly, OL (Offensive Lineman of the Year)
- Mike Castellano, LB (1st team)
- Jonathan Dunn, OL (1st team)
- Matt Hill, DB (Defensive Back of the Year)
- Brian Boland, QB (second team)
- David Jiles, DB (second team)
- Adam San Miguel, WR (2nd team)
- David Sinisi, RB (2nd team)

### SPORTS NETWORK

- 2001: Aaron Edwards, DB
- 2002: Joe Sentipal, LB
- 2003: Joe Sentipal, LB
- Sean Dennis, P
- 2005: Miles Austin, WR
- John Castoro, OL
- 2006: Mike Castellano, LB
- Matt Connolly, OL
- Matt Hill, DB
- 2007: David Sinisi, RB
- 2008: David Sinisi, RB (honorable mention)
- 2009: David Sinisi, RB (2nd team)
- 2011: Jose Gumbs, DB (3rd team)

## Walter Payton Award

#### (FCS Top Offensive Player)

- 2008: David Sinisi, RB (Finalist)

## Jerry Rice Award

#### (FCS Top First Year Player)

- 2011: Julian Hayes, RB (Finalist)
- Neal Sterling, WR (Finalist)
- 2014: Mike Basile, DB (Finalist)

## All-Regional Honors

### DON HANSEN'S NATIONAL FOOTBALL GAZETTE

- (FCS All-Atlantic Region)
- 2004: Sean Dennis, P (third team)
- Dan Iskra, OL (third team)
- (FCS All-Northeast Region)
- 2005: Miles Austin, WR (first team)
- 2006: Matt Hill, DB (first team)
- Mike Castellano, LB (second team)
- Matt Connolly, OL (second team)
- Adam San Miguel, WR (second team)
- Brian Boland, QB (honorable mention)
- David Jiles, DB (honorable mention)
- David Sinisi, RB (honorable mention)

## All-ECAC

- 1996: Jason Gmitter, DE
- 1997: Jason Gmitter, DE
- Dan Sabella, QB
- Vinnie Sasso, FS
- Doug Sterk, OL
- 2000: Cornell Key, DL
- 2001: Aaron Edwards, DB
- Jay Roach, RS (honorable mention)
- Chris Ammacher, DL (honorable mention)
- 2004: Sean Dennis, P (honorable mention)
- 2008: David Sinisi, RB
- 2009: David Sinisi, RB
- Jose Gumbs, DB
- 2015: Mike Basile, DB (second team)

## ECAC Rookie of the Year

- 2006: David Sinisi, RB

## ESPN the Magazine Academic All-America

- 2002: Justin Rosato, DB (1st team)

## Capital One Academic All-District II

- 1995: Rich Bargloski, P (1st team)
- John Mendes, LB (1st team)
- 1996: Rich Bargloski, P (1st team)
- 2000: Darrell Nick, P (1st team)
- 2001: Bill Rankin, QB (1st team)
- Justin Rosato, DB (1st team)
- Kenneth Edmundson, RB (2nd team)
- 2002: Bill Rankin, QB (1st team)
- Justin Rosato, DB (1st team)
- Bob Pluta, DL (2nd team)
- Ed Ratyniak, DL (2nd team)
- 2003: Michael McClelland, WR (2nd team)
- Bob Pluta, DL (2nd team)
- 2004: Michael McClelland, WR (1st team)
- 2005: Michael McClelland, WR (1st team)
- 2006: Michael McClelland, WR (1st team)
- 2007: Andrew Musick, OL (1st Team)
- Kevin Walsh, DL (1st Team)
- 2008: Andrew Musick, OL (1st Team)
- Jon Stolarz, DB (1st Team)
- Kevin Walsh, DL (1st Team)
- 2009: Andrew Musick, OL (1st Team)
- Jon Stolarz, DB (1st Team)
- 2010: Ryan Folsom, WR (1st Team)
- 2011: Andrew Sutton, S (1st Team)
- 2012: Tyler Geirge, TE
- Eric Spillane, K
- Andrew Sutton, S
- 2013: Joe Johnson, DB
- Reece Johnston, OL
- Eric Spillane, K
- Andrew Sutton, S
- 2014: Joe Johnson, DB
- 2015: Joe Johnson, DB

## FCS ADA Academic All-Star Team

- 2001: Aaron Edwards
- 2006: Michael McClelland
- 2007: Kevin Walsh
- 2008: Andrew Musick
- Kevin Walsh
- 2009: Andrew Musick
- Jon Stolarz
- 2011: Andrew Sutton
- 2012: Andrew Sutton
- 2013: Eric Spillane
- 2015: Darren Ambush



Miles Austin earned All-Northeast Region honors from Don Hansen's National Football Gazette in 2005.

# WEEKLY BIG SOUTH AWARDS

## BIG SOUTH

### OFFENSIVE PLAYER OF THE WEEK

2014: KB Asante (9/1)  
 2015: Lavon Chaney (10/26)




K.B. Asante became the first Monmouth Player to earn Big South Offensive Player of the Week honors after 4 TDs vs DSU.

## BIG SOUTH

### FRESHMAN OF THE WEEK

2014: Mike Basile (9/15)  
 Mike Basile (9/29)  
 Mike Basile (10/6)  
 2015: Deonte Fair (9/14)  
 Cody Williams (9/21)  
 Reggie White Jr. (10/5)  
 Cody Williams (11/16)



Mike Basile was named Freshman of the Week three times in 2014 en route to capturing Defensive Rookie of the Year.

## BIG SOUTH

### DEFENSIVE PLAYER OF THE WEEK

2014: Joe Johnson (11/24)  
 2015: Dimitrius Smith (9/21)  
 John Sieczkowski (10/5)



Joe Johnson was named Big South Defensive Player of the Week after two interceptions against Gardner-Webb.

## BIG SOUTH

### SPECIAL TEAMS PLAYER OF THE WEEK

2014: Lucas Santangelo (9/1)  
 DJ Martin (9/29)  
 2015: Matt White (9/28)  
 Matt White (10/19)



Lucas Santangelo set a Monmouth kicker record with 14 points in Week 1 of the 2014 season vs Delaware State.



DJ Martin was named Big South Special Teams Player of the Week after blocking a pivotal 32 yard FG vs Lehigh in 2014.

# BIG SOUTH CONFERENCE AWARDS



Monmouth defensive back Mike Basile became the first Hawk to earn a Big South major award in 2014.

## Big South Rookie of the Year

2014: Mike Basile (defensive)

## Big South All-Academic Team

2014: Joe Johnson  
2015: Joe Johnson



As a junior, Monmouth cornerback Joe Johnson won Academic All-District II honors and was named to the Big South All-Academic Team.

## All-BIG SOUTH CONFERENCE

- 2014: Mike Basile, DB (first team)  
Neal Sterling, WR (first team)  
Lavon Chaney, RB (second team)  
Reece Johnston, OL (second team)  
Ryan Mohr, P (second team)  
John Sieczkowski (second team)
- 2014: Mike Basile, DB (first team)  
Darren Ambush, WR (first team)  
Lavon Chaney, RB (second team)  
Joe Johnson, DB (second team)  
Payton Minnich, LB (second team)  
Alex Thompson, OL (second team)  
Hakeem Valles, TE (second team)



Neal Sterling, drafted in 2015 by the Jacksonville Jaguars, earned First Team All-Big South honors as a senior in 2014.



Sophomore Lavon Chaney earned Second Team All-Big South honors after leading the league in all-purpose yards.



Defensive end Darnell Leslie was named Second Team All-Big South as a redshirt sophomore in 2014.

# WEEKLY NEC AWARDS

## NORTHEAST CONFERENCE

### OFFENSIVE PLAYER OF THE WEEK


- 1996:** William Holder (10/12)  
Kevin Francis (11/9)  
Dan Sabella (11/16)
- 1997:** Dan Sabella (9/20)  
Chris Reed (10/18)  
Dan Sabella (11/8)
- 1998:** Chris Reed (9/7)  
Anthony Galella (9/14)  
Chris Reed (10/5)  
Chris Reed (10/19)  
Chris Reed (10/26)  
Chris Reed (11/2)  
Chris Reed (11/9)
- 2001:** Matt Merklinger (9/10)
- 2005:** Miles Austin (10/10)
- 2006:** Brian Boland (10/22)  
Brian Boland (10/29)  
Brian Boland (11/12)
- 2007:** David Sinisi (10/8)  
David Sinisi (10/29)
- 2008:** David Sinisi (10/4)  
David Sinisi (10/25)  
David Sinisi (11/15)
- 2009:** David Sinisi (9/26)
- 2012:** Kyle Frazier (9/10)  
Kyle Frazier (9/24)  
Kyle Frazier (10/15)



David Sinisi won NEC Offensive Player of the Week a Monmouth-record six times.



John Schultzel earned NEC Defensive Player of the Week honors twice during his career.



Aaron Edwards was a three-time NEC Defensive Player of the Week in 2001 en route to All-NEC honors.

## NORTHEAST CONFERENCE

### DEFENSIVE PLAYER OF THE WEEK

- 1996:** Vinnie Sasso (9/28)  
Joe Little (10/12)  
Stacy Dixon (10/26)
- 1997:** Vinnie Sasso (11/15)
- 1998:** John Schultzel (11/2)
- 1999:** John Schultzel (9/13)  
Cornell Key (10/18)
- 2000:** Joe Sentipal (9/25)  
Joe Sentipal (10/23)  
Joe Sentipal (11/13)  
Joe Sentipal (11/20)
- 2001:** Aaron Edwards (9/10)  
Chris Ammacher (10/15)  
Aaron Edwards (10/22)  
Aaron Edwards (10/29)
- 2003:** Joe Sentipal (9/8)  
Joe Sentipal (9/29)  
Joe Sentipal (10/20)  
David Jiles (10/20)
- 2004:** Rob Lomoriello (11/1)
- 2005:** Anthony Addonizio (10/3)  
Matt Hill (10/24)
- 2006:** Mike Castellano (9/6)  
Matt Hill (10/24)  
Brian Sweeney (11/12)
- 2008:** Kevin Walsh (9/20)  
Kevin Walsh (9/27)  
Kevin Walsh (11/15)
- 2009:** Kendall Haley (9/19)  
Jose Gumbs (10/10)
- 2010:** Jose Gumbs (10/23)
- 2011:** Dan Sullivan (9/17)  
Steven Barrosso (9/24)  
Eric Macik (10/2)

## NORTHEAST CONFERENCE

### ROOKIE OF THE WEEK

- 1996:** Mike Medrano (9/21)  
Mike Medrano (10/12)
- 1997:** Aaron Edwards (11/8)
- 1998:** Jay Roach (10/12)
- 1999:** Chad Smith (11/1)
- 2000:** Bill Rankin (9/25)
- 2001:** Dan Blazosky (10/29)  
Dan Blazosky (11/12)
- 2002:** Joe Migliore (9/23)
- 2003:** Erik Yngstrom (9/15)  
Brian Boland (9/22)  
Erik Yngstrom (10/6)
- 2004:** Mike Castellano (9/20)  
Mike Castellano (10/18)
- 2006:** David Sinisi (9/5)  
David Sinisi (9/25)  
David Sinisi (10/28)  
David Sinisi (11/4)  
David Sinisi (11/11)
- 2007:** Bobby Giles (10/8)  
Kenny Amsel (11/17)
- 2009:** Kyle Frazier (10/17)
- 2010:** Eric Spillane (10/2)  
Jimmy Lawson (10/16)
- 2011:** Neal Sterling (9/17)  
Julian Hayes (10/22)  
Julian Hayes (11/5)

## NORTHEAST CONFERENCE

### SPECIAL TEAMS PLAYER OF THE WEEK

- 2002:** Steve Andriola (10/28)  
Aaron Suozzo (9/8)  
Sean Dennis (9/15)  
Steve Andriola (9/29)  
Rob Lutz (11/10)  
Kevin Hutchison (11/17)
- 2004:** Miles Austin (9/20)  
Michael McClelland (10/4)  
Steve Andriola (10/18)  
Steve Andriola (11/1)  
Michael McClelland (11/15)
- 2005:** David Jiles (9/12)  
Miles Austin (10/3)  
Fred Weingart (10/10)  
Fred Weingart (11/14)
- 2006:** Sean Dennis (10/8)  
Sean Dennis (10/15)
- 2008:** Ayo Falae (8/30)  
Nick Romeo (10/4)
- 2009:** Bobby Giles (9/19)
- 2010:** Jose Gumbs (10/16)
- 2011:** Pat Gray (10/1)  
Mitchell Pollard (11/5)



Bobby Giles was named NEC Special Teams Player of the Year after returning a kickoff 90 yards for a TD in 2009.

# NORTHEAST CONFERENCE AWARDS



Highly regarded Kevin Callahan has three times been named Northeast Conference Coach of the Year.

## NEC Coach of the Year

- 1998: Kevin Callahan
- 2003: Kevin Callahan
- 2006: Kevin Callahan

## NEC Player of the Year

- 1997: Dan Sabella (offensive)
- Jason Gmitter (defensive)
- 1998: Chris Reed (offensive)
- 2002: Joe Sentipal (defensive)
- 2003: Joe Sentipal (defensive)
- 2008: David Sinisi (offensive)
- Kevin Walsh (defensive)
- 2009: Jose Gumbs (defensive)

## NEC Rookie of the Year

- 2002: Joe Migliore (offensive)
- 2006: David Sinisi (offensive)
- 2008: Jose Gumbs (defensive)
- 2011: Neal Sterling (offensive)



Monmouth defensive back Jose Gumbs earned NEC Defensive Player of the Year in 2009, one year after earning ROY honors.



Jason Gmitter was Monmouth's first defensive player to earn All-Northeast Conference honors on two occasions.

## All-Northeast Conference

- 1996: Anthony Berke, LB
- Dominic Cuniglio, OL
- Stacy Dixon, DB
- Jason Gmitter, DE
- William Holder, WR
- 1997: Steve Covello, CB
- Jason Gmitter, DL
- William Holder, WR
- Dan Sabella, QB
- Vinnie Sasso, FS
- 1998: Anthony Verdi, OL
- John DiPasquale, QB
- Aaron Edwards, DB
- Anthony Galella, WR
- Cornell Key, DL
- Dave Monroe, TE
- Chris Reed, RB
- John Schultzel, LB
- Anthony Verdi, OL
- Robert Ward, DL
- 1999: Cornell Key, DL (1st team)
- Chris Mandell, K (1st team)
- Darrell Nick, P (1st team)
- John Schultzel, LB (1st team)
- Eric Platt, OL (2nd team)
- Aaron Edwards, DB (2nd team)
- 2000: Matt Herdman, OL (1st team)
- Cornell Key, DL (1st team)
- Joe Sentipal, LB (1st team)
- Darrell Nick, P (1st team)
- Matt Merklinger, RB (2nd team)
- 2001: Chris Ammacher, DL (1st team)
- Aaron Edwards, DB (1st team)
- Jay Roach, RS (1st team)
- Matt Merklinger, RB (2nd team)
- Eric Buraszkeski, OL (2nd team)
- Matt Herdman, OL (2nd team)
- Sean Kerr, DL (2nd team)
- Mike Pitts, DB (2nd team)
- 2002: Joe Sentipal, LB (1st team)
- Chris Ammacher, DL (1st team)
- 2003: Miles Austin, WR (1st team)
- Sean Dennis, P (1st team)
- Jeff Gallo, OL (1st team)
- Sean Hefferon, DL (1st team)
- Joe Sentipal, LB (1st team)
- Steve Andriola, K (2nd team)
- Mike DeFalco, DL (2nd team)
- Kevin Hutchison, DB (2nd team)
- Pete Raspitzi, TE (2nd team)
- 2004: Steve Andriola, K (1st team)
- Miles Austin, WR (1st team)
- Sean Dennis, P (1st team)
- Dan Iskra, OL (1st team)
- Dan Blazosky, LB (2nd team)
- Mike Castellano, LB (2nd team)
- Nick Castellano, DB (2nd team)
- John Castoro, OL (2nd team)
- Rob Lomoriello, DB (2nd team)
- Ed Ratyniak, DL (2nd team)
- Matt Sosnovik, TE (2nd team)

- 2005: Miles Austin, WR (1st team)
- John Castoro, OL (1st team)
- John Nalbone, TE (2nd team)
- Bobby Smith, RB (2nd team)
- Matt Connolly, OL (2nd team)
- Brian Sweeney, DL (2nd team)
- Mike Castellano, LB (2nd team)
- David Jiles, DB (2nd team)
- Matt Hill, DB (2nd team)
- 2006: Brian Boland, QB (1st team)
- Mike Castellano, LB (1st team)
- Matt Connolly, OL (1st team)
- Jonathan Dunn, OL (1st team)
- Matt Hill, DB (1st team)
- Adam San Miguel, WR (2nd team)
- David Jiles, DB (2nd team)
- John Nalbone, TE (2nd team)
- David Sinisi, RB (2nd team)
- Brian Sweeney, DL (2nd team)
- Erik Yngstrom, DL (2nd team)
- 2007: Derek Bischoff, DB (2nd team)
- Brett Burke, QB (1st team)
- Jonathan Dunn, OL (1st team)
- Ayo Falae, DB (2nd team)
- Nick LoCastro, OL (1st team)
- John Nalbone, TE (1st team)
- Adam San Miguel, WR (1st team)
- David Sinisi, RB (2nd team)
- Shawn Wright, OL (2nd team)
- Kevin Walsh, DL (2nd team)
- Brian Sweeney, DL (2nd team)
- Erik Yngstrom, DL (2nd team)
- 2008: Brett Burke, QB (2nd team)
- Ayo Falae, DB (2nd team)
- Nick LoCastro, OL (1st team)
- John Nalbone, TE (1st team)
- David Sinisi, RB (1st team)
- Kevin Sterling, OL (1st team)
- Kevin Walsh, DL (1st team)
- Fred Weingart, K (1st team)
- Shawn Wright, OL (1st team)
- 2009: Jose Gumbs, DB/LB (1st team)
- Kendall Haley, DB (1st team)
- David Kennedy, DL (2nd team)
- David Sinisi, RB (1st team)
- Kevin Sterling, OL (1st team)
- Shawn Wright, OL (1st team)
- 2010: Jack Daniels, P (2nd team)
- Jose Gumbs, DB (1st team)
- Kendall Haley, DB (2nd team)
- Joe Hurley, OL (2nd team)
- Dave Ogden, DL (1st team)
- Shawn Wright, OL (1st team)
- 2011: Jose Gumbs, DB (1st team)
- Dino Molina, OL (2nd team)
- Mike Murphy, OL (2nd team)
- Ian Simon, DL (1st team)
- 2012: Neal Sterling, WR (2nd team)
- Tyler George (1st team)
- Mike Hunchak (1st team)
- Chris Luma (2nd team)
- Dino Molina (1st team)
- Tristan Roberts (1st team)
- Dan Sullivan (1st team)



Shawn Wright, a four time All-NEC Selection, is one of 25 all-league offensive linemen since joining the NEC in 1996.

# ALL-TIME ROSTER

## -A-

Sam Abu-Issa 01  
 Michael Acquaviva 93,94  
 Anthony Addonizio 03,04,05,06  
 Jayson Agostini 97  
 Danny Agyeman 12, 13, 14  
 Harold Almonte 09  
 Anthony Alosi 15  
**Darren Ambush 13, 14, 15**  
 Chris Ammacher 99,00,01,02  
 John Amatucci 93  
 Ken Amsel 06,07,08,09,10  
 Stephen Andes 11,12,13,14  
 Robert Andrijev 93  
 Steve Andriola 01,02,03,04  
**Brandon Anthony 13,14,15**  
 Rich Apple 95  
 Terry Archer 97,98,99,00  
 Joe Armental 01  
 Joe Armeth 06,07,08  
 Matt Arnot 97  
 Kwabena Asante 11,12,13,14  
**Andrew Ashley 15**  
 Ify Asoluka 13  
 Miles Austin 02,03,04,05  
 Michal Avent 07,08, 09, 10

## -B-

Len Bacon 00\  
**Kenji Bahar 15**  
 Jeremy Baltimore 08,09  
 Rich Bargloski 93,94,95,96  
 Danny Barker 00,01,02  
 Aleem Barnhardt 00,01  
 Steven Barroso 10,11  
 Glasgow Bart 00,01,02  
**Mike Basile 14,15**  
 Jim Bates 94  
 T.J. Batton 08  
 Alan Bauerle 94  
 Mike Bautista 15  
 Chris Beck 94  
 Matt Bell 97  
 Sam Bell 14  
 Anthony Berke 93,94,95,96  
 Tyler Berntson 09  
**Tymere Berry 15**  
 Louis Biagianni 94,95,96  
 Nick Bibbo 06,07,08  
 Joe Billups 00,01,02,03  
 Tom Bingham 06  
 Bryan Bischoff 04,05,06,07  
 Derek Bischoff 04,05,06,07  
 Mike Bizzaro 08  
 Jonathan Blaydes 06,07,08,09  
 Dan Blazosky 01,02,03,04  
 William Black 94  
 Cash Bleier 13,14  
 Brian Boland 03,04,05,06  
**Nate Bond 15**  
 Nick Bonturi 08,09,10  
 Jeff Brady 06,07,08,09,10  
 Kyle Brandon 06,07  
 Tevryn Brandon 12,13  
 Randy Brewster 93  
 Leonard Bricke 05,06  
 Brian Brikowski 08,09  
 Dan Brockman 05  
 Don Brooks III 09,10,11  
 Brad Brown 10,11,12,13,14  
**Eli Brown 13,14,15**  
 Lucas Brown 11,12,13,14  
 Shane Brown 96,97,98  
 Cover Bryan 97  
 Jahmer Bunch 11,12,13,14  
 Eric Buraszkeski 98,99,00,01  
 Richard Burd 07,08,09,10  
 Brett Burke 05, 06,07,08  
 Ja'len Burgess 15  
 Dan Burke 08  
 Tyler Burnett 06,07  
**Kevin Butler 13,14,15**  
 Troy Butler 06,07,08,09  
 Ezra Bynam 09,10  
 Raheem Byrom 99,00,01

## -C-

Jake Cahill 94,95,96,97  
 Tim Canavan 93,94  
 Lawrence Caprio 07,08,09,10  
 Sam Cappuccio 94,96  
 Dennis Carriero 02,03

Jeff Carrion 94,95  
 Nick Carroll 11,12,13,14  
 Walter Carter 03,04,05,06  
 Mike Cassidy 94,95  
 Mike Castellano 04,05,06  
 Nick Castellano 02,03,04,05  
 John Castoro 04,05  
 Pablo Castro 98,99,00  
**Matt Catronuova 15**  
**LeKeith Celestain 13,14,15**  
 Joe Cella 06,07,08,09  
 T.J. Cerezo 05,06,07,08  
**Lavon Chaney 13,14,15**  
 Ryan Charzewski 01,02  
 Kevin Cherven 93  
**Matt Choi 13,14,15**  
**Mike Christ 14,15**  
 Victor Cintron 93  
 Joe Cioffi 95,96,97,98  
 Eric Cirino 08  
**Russ Clayton 14,15**  
**Shawn Clark 15**  
 Dave Clement 95  
 Pat Codd 04,05,06  
 Clark Coe 10,11,12,13  
 David Coffin 11,12  
 Bobby Cole 06,07,08,09  
**John Coleman 14,15**  
 Sam Colombo 97  
 Matt Connolly 03,04,05,06  
 Colin Cooper 11,12  
 Brian Corrison 07  
 Josh Costantino 01,02,03,04  
 Steve Covello 93,95,96,97  
 Sal Crivellaro 08,09  
 Matt Cuccia 94  
 Ryan Cross 09,10  
 Garrett Culloo 07,08,09,10  
 Dominic Cuniglio 93,94,95,96  
 Mario Cuniglio 98  
 Jack Cunningham 12,13  
 Wes Cunningham 11,12,13,14  
 Matt Curnoles 95,96

## -D-

Tom D'Ambrisi 07  
 Lou D'Alessio 94  
 Anthony D'Elia 09,10,11,12  
 Mike D'Urso 08,09,10  
 Nick Dalia 96,97,98  
 Ishmael Dakiyai 94  
 Chris Damian 00,01,02  
 Dave Damirgian 10,11,12,13  
 Jack Daniels 06,07,08,09,10  
 Kevin Daniels 12  
 David Dawson 95,96,97,98  
 Lamar Davenport 10,11,12,13,14  
 Bob "PB" Davies 13  
 Matt Davis 99  
 Jon DeAngelo 00,01,02  
 Anderson Diaz 00  
 Mike DeFalco 00,01,02,03  
 Dale DeGraw 10,11  
 Jake DelVento 08,09  
 Matt DeMarco 14  
 Sean Dennis 03,04,05,06  
 Austen Deppe 12,13  
 Greg DePugh 10,11,12,13,14  
 Mike DiBella 99,00,01,02  
 Jeremy Dinkin 09  
 Mark Di Pisa 99,00,01,02  
 John DiPasquale 96,97,98,99  
 David DiPiero 95  
 Stacy Dixon 95,96  
 Steve Dowens 06,07,08  
 Mike Drake 11  
 David Dudley 96  
**Kamau Dumas 13,14,15**  
 Jonathan Dunn 04,05,06,07  
 Robert Dunn 95,96

## -E-

Marion Easley 06,07,08  
 Chris Eastmond 94  
 Kenneth Edmundson 99,00,01  
 Aaron Edwards 97,98,99,00,01  
 Charles Edwards 11,12,13  
 Jack Eisenstadt 12,13,14  
 Mark Ellis 98  
 C.J. Emslie 97,98,99  
 Dominic Esposito 13,14  
 Dorian Evans 08,09,10,11  
**Ugo Ezemma 15**

## -F-

**Zach Fabel 12,13,14,15**  
**Ryan Faber 15**  
**Deonte Fair 15**  
 Ayo Falae 05,06,07,08  
 Ibrahim Fall 08,09  
 John Fannan 93  
 Greg Farinacci 97  
 Kevin Faulkner 00,01,02  
 Rick Finer 93,95,96,97  
 Ken Flores 95,96  
 Ryan Folsom 06,07,08,09,10  
 Vinny Fonti 04,05,06,07  
 Diondre Ford 93,94  
 Frank Foreman 10,11,12,13  
**Andrew Foster 15**  
 Kevin Francis 94,95,96  
 Chris Frank 03  
 Kyle Frazier 08,09,10,11,12  
 Brian Frech 04,05,06,07  
 Frank Fucetola 94  
 Mike Fullam 07  
 Justin Furman 96

## -G-

Anthony Galella 95,96,97,98  
 Jeff Gallo 00,01,02,03  
 Pete Galus 03  
**John Gallina 15**  
 Justin Garbolino 93,94,95,96  
 Ethan Gambale 12,13  
 Chris Garcia 08  
 Chris Gatti 10,11  
 Tyler George 08,09,10,11,12  
 Moe Ghotok 07  
 Jay Giberson 02,03  
 James Gilburn 10,11  
 Rich Gildner 98  
 Bobby Giles 06,07,08,09,10  
 Doug Gillespie 97,99  
 Tracy Gilliard Jr. 15  
 Patrick Gimenez 96,97  
 Jason Glenn 99  
 Jason Gmitter 94,95,96,97  
 Jordan Good 05,06,07  
 Jarrod Goodarz 09,10  
 Chuck Gookins 01,02  
 Jirmad Gordon 00,01  
 Ryan Grant 93,94,95  
**Vinny Grasso 14,15**  
 Pat Gray 11,12,13,14  
 Kevin Green 93  
**Kyle Gregory 14,15**  
 Anthony Grieco 94,95,97  
 Jairo Guillermo 93,94,95  
 Jose Gumbs 07,08,09,10,11  
**Matt Gwizdz 13,14,15**

## -H-

Bill Hagan 96,97,98,99  
 Joe Hage 94  
 Kevin Hahn 07,08,09  
 Kendall Haley 07,08,09,10  
 Josh Halladay 06,07  
 Matt Harmon 93  
 Keith Harper 00,01,02  
 Brad Harris 09,10,11,12  
 Marc Harris 96  
 Romeo Harris 13,14  
**Ben Hartwick 15**  
 Ian Hatch 97  
 Julian Hayes 11,12,13  
 Neal Haynes 05,06,07  
 Sean Hefferon 01,02,03  
 Eric Heiss 96  
 Ed Helfrey 00,01,02,03  
**Gabe Hemighaus 13,14,15**  
 Darwin Henderson 08,09,10,11  
 Charlie Henry 05  
 Matt Herdman 98,99,00,01  
 John Higginson 96,97  
 Brian Higgins 93  
 Kevin Higgins 94  
 Reggie Hildebrandt Jr. 10,11,12  
 Brandon Hill 13,14  
 Chris Hill 06  
 Matt Hill 03,04,05,06  
 Tim Hiltwine 02,03,04  
 Brian Hirshblond 96  
 Chris Hogan 10  
 William Holder 93,94,96,97  
 Chris Hooper 96  
 Brett Hoppel 10,11,12

Greg Howard 95,96,97  
 Larry Hudson 05,06,07  
 Mike Hunchak 09,10,11,12,13  
 Anthony Hunt 94,95,96,97  
 Brian Hunt 95,96,98  
 Ed Hunt 11,12,13,14  
 Joe Hurlley 06,07,08,09,10  
 Kevin Hutchison 00,01,02,03

## -I-

Alex Iachetta 07  
 Hazem Ibrahim 99,00,01  
 Joe Imprevudato 10,11  
 Peter Ireland 11,12,13,14  
 Zak Irizarry 11,12,13,14  
**Agbai Iroha 14,15**  
 Dan Iskra 01,02,03,04  
 Bobby Isom 98

## -J-

Trevor Jacobs 12,13  
 Josh James 03,04,05  
 Michael James 93,94,95,96  
 Tom Jeleniewski 94  
 Eddie Jewel 09,10  
 David Jiles 02,03,04,05,06  
 Joe Johnson 12,13,14,15  
 Will Johnson 10  
 Reece Johnston 10,11,12,13,14  
**Michael Jolly 14,15**  
**Devell Jones 15**  
 Peter Jones 93,94  
 Corbett Jones 95  
 Teheran Jones 93,94,95  
 Shaquille Joyner 14  
 Andrew Jurczynski 11,12,13,14,15  
 Justin Jurkowski 05

## -K-

Roy Kachouh 97  
 Gary Kagan 10,11  
 Tom Kalieta 94,95,96  
 James Kammer 93  
 Fred Kampf 94  
 David Kantor 95  
 Tucker Karl 08  
 Bill Kelliher 93,94,95,96  
 Michael Kelly 94  
 James Kendzulak 02,03,04,05  
 Brendan Kennedy 06,07,08,09  
 David Kennedy 98,99  
 Rich Kenny 00,01,02,03  
 Sean Kerr 97,98,99,00  
 Cornell Key 05,06,07,08  
 Chris Kiley 07  
 Derek King 06,07,08  
 Jeff King 04  
 David Kircher 94,95  
 Ron Kister 96,97,98,99  
 Liam Klein 12,13,14,15  
 Keith Kluetz 97,99  
 Nick Kolitsidas 02,03,04  
 Jeff Kolodziejczyk 11,12,13,14  
 Dan Kowal 11,12  
 Taylor Krenzke 93,94,95,96  
 Michael Kress 10,11  
 Mahommad Kromah 93,94,95,96  
 Walter Krystopik 93  
 Michael Kryszkowski 08,09,10,11  
 Austin Kugler

## -L-

Justin Lahullier 94  
 Pierre LaFontant 07  
 Alex Laipple 07,08,09  
 Pat Landis 97, 98, 99, 00  
 Tom Larkin 05,06,07  
**Will Larson 15**  
 Justin Lattimore 05  
 Bill Lauch 10,11,12  
 Ron Lauch 06,07,08,09  
 Jimmy Lawson 10,11  
**Darnell Leslie 12,13,14,15**  
**Marcus Leslie 14,15**  
 Mark Letiziano 95  
 Eric Lewin 93  
 David Lewis 93, 94, 95, 96  
 Chris Lewnes 07  
 Sal Liberato 11,12  
 Erik Lindquist 97, 98  
 Joe Little 93, 94, 95, 96  
 Jeffrey Lloyd 94  
 Nick LoCastro 05,06,07,08  
**Kevin Locke 15**  
 Brian Lockley 93, 94



# ALL-TIME ROSTER

John Lockwood 09,10,11  
 Rich Lorfing 09,10,11,12  
 Rob Lomoriello 02,03,04,05  
 Bobby Lopez 97  
 Ashon Lovick 97  
 Chris Luma 08,09,10,11,12  
 Rob Lutz 03,04,05,06  
 Billy Lynn 00,01,02,03  
 Michael Lyons 10

**- M -**

Eric Macik 11,12,13,14  
 Vinny Maglione 94  
 Michael Maguire 94  
 Chad Maldonado 93,94,95  
 Chris Mandell 98,99,00  
 Andrew Mandeville 06,07,08,09,10  
 Ron Manrique 96  
 Bo Manton 03  
**Manny Maragato 13,14,15**  
 Carmen Marano 93,94,95,96  
**DJ Martin 13,14,15**  
 Matt Martin 03,04  
**Teddie Martinez 13,14,15**  
 Will Martin-Grant 11  
 Scott Masotti 09,10  
 Chris Mastrangelo 07,08,09,10,11  
 Frank Mastrangelo 01  
 Maroun Mattar 97,98  
 Jake Mauro 11,12,13,14  
 Tom Mauro 03,04,05,06  
 Bob Mawhinney 94  
 Eji Maxilom 99,00  
 Brandon Maxwell 10,11,12,13  
 Lenny May 95,96,97  
 Erik Mazur 96,97,98,99  
 Brian McAleenan 96,97,98,00  
 Mike McClelland 03,04,05,06  
 Jamaal McClintock 05,06  
 Mark McCree 93  
 Kevin McCullough 94  
 Erik McCutcheon 07,08,09  
 Kareem McDonald 14  
 Marc McDonald 15  
 Anthony McDonough 12,13,14, 15  
 Jarred Mogahee 15  
 Kyle McGuire 10,11,12,13  
 Hunter McHugh 12,13,14,15  
 Mike McLafferty 10,11,12,13  
 JP McManus 13,14  
 Kevin McNamara 94  
 Keith McPherson 08,09  
 Rotchill Medor 14,15  
 Josh Medrano 97,98  
 Mike Medrano 96,97  
 Chris Mejia 08  
 Brendan Mellen 05,06  
 John Mendes 93,94,95,96  
 Mike Mendes 96,97  
 Jeremy Mercer 05  
 Matt Merklinger 98,99,00,01  
 Bart Merlino 94  
 Joe Migliore 02,03,04  
**Madison Miller 14,15**  
**Payton Minnich 13,14,15**  
 Ryan Mohr 11,12,13,14  
 Dino Molina 08,09,10,11,12  
 Ryan Monday 93,94,95,96  
 Dave Monro 95,96,97,98  
 John Montillo 93  
 Je'Vaughn Moore 13,14  
 Matt Morcio 12,13  
 Mike Mordaga 10,11  
 Jason Morgan 97  
 Bilal Morris 06  
 Tom Mulvaney 93  
 Alex Muka 09  
 John Murphy 93,94  
 Mike Murphy 08,09,10,11,12  
 Terry Murphy 93,94,95,96  
 Fred Muselli 93  
 Andrew Musick 05,06,07,08,09

**- N -**

Pete Nagy 10,11,12,13  
 John Nalbony 05,06,07,08  
 Chad Naphegyi 93,94  
 Rick Nappi 09,10  
 Corey Neal 10,11,12,13,14  
**Tre Nelson 15**  
 Glenn Nicholl 01  
 Darrell Nick 97,98,99,00  
 Tom Nista 94,95,96  
 Chris Nordt 97  
 Mike Normand 97,98,99,00  
 Mike Novak 93

Aaron Nowlan 93  
 Mike Nunziato 04,05,06

**- O -**

Buddy O'Brien 94  
 Patrick O'Hara 10,11,12,13,14  
 Ed O'Neil 99  
 Ralph O'Neil 93,94,95,96  
 Brendan O'Neill 93  
 Ben Onett 12,13,14,15  
 Gary Onuekwusi 13  
 Dave Ogden 07,08,09,10  
 Jesse Orbach 03,04,05  
 Chris Orsogna 93,94  
 Mike Osborne 98  
 Jared Osborne-Revis 07  
 Keone Osby 12,13  
 John Ott 93  
 Tom Ottaiano 10

**- P -**

Josh Pack 08,09  
 Sam Paladino 11  
 Justin Pandorf 09,10,11,12,13  
 Cary Parkes 93  
 Vic Pasquariello 08,10  
 Ken Patner 96  
 Josh Patterson 09,10,11,12,13  
 Terry Paul 07  
 Bryan Peck 97,98,99,00  
 Isabelino Pellot 94  
 Craig Peterson 08,09,10,11,12  
 Ryan Peterson 99,00,01,02  
 Dave Petruzzi 04  
**Devin Phelps 15**  
 Elijah Phillips 09,10,11,12,13  
**Sam Pierce 15**  
 Bill Pietsch 95,96  
 Mike Pizzulli 05,06  
 Mike Pitts 99,00,01,02  
 Anthony Pizzimenti 95,96,97  
 Eric Platt 96,97,98,99  
 Matt Plautz 09,10  
 Bob Pluta 00,01,02,03  
 Ron Polakowski 93,94,95,96  
 Damon Poland 07  
 Mitchell Pollard 10,11,12  
 Donald Povia 97  
**Jake Powell 15**  
 Malcolm Powers 12,13,14,15  
 Mike Pranulis 08,09,10  
 Terry Pratt 99  
 David Presby 08  
 John Principe 94,96,97  
 Mike Principe 95,96,97  
 Damon Pruitt 94,95  
 Bill Pullen 96,97,98,99  
 Matt Putchat 94,95

**- Q -**

John Queli 93,94  
 Matt Quinn 96,97,98

**- R -**

Bill Rankin 00,01,02  
 Pete Raspitzi 01,02,03  
 Ed Ratyniak 02,03,04  
**Devin Ray 14,15**  
 Dan Reddy 96,97  
 Chris Reed 94,95,97,98  
 Chris Reed 04,05,06,07  
 James Reid 08,09  
 Jay Ricciardi 03,04  
 Thaddeus Richards 10,11,12,13,14  
 Robert Ridley 94,95,96,98  
 David Riebe 93  
**Peter Righi 14,15**  
 Uriel Riley 97,98,00,01  
 Jay Roach 98,99,00,01  
 Tristan Roberts 11,12  
 Brian Robinson 06,07  
 Jay Robinson 06,07  
 Jeremy Rodriguez 12  
 Mike Roeder 07,08,09,10  
 Jon Rogers 08,09,10  
 Kevin Rogers 11,12  
 Nick Romeo 06,07,08,09,10  
 Derek Rosinski 06,07,08,09  
 Tony Rock 94  
 Shawn Romanchek 93  
 Justin Rosato 00,01,02  
 Doug Rossback 93,94

**Ed Royds 14,15**  
 Evan Ruane 11,12,13,14  
 Patty Ruberto 96,97  
 Milan Rudanovic 03  
 Mitar Rudanovic 03  
 Max Ruiz 11,12,13,14  
 Danny Ruland 94,95,96,97  
 Victor Rullis 95,96  
**Christian Runza 14,15**

**- S -**

Dan Sabella 94,95,96,97  
**Nick Zachs 14**  
 Lenny Salese 96  
 Mike Salvatore 93,94,95,96  
 Kwame Samuda 97  
 Rodney Salomon 07,08,09  
 Abe Sanchez 10,11,13  
 Tony Sandrene 97  
 Adam San Miguel 04,05,06,07  
 David Santana 95

**Lucas Santangelo 12,13,14,15**  
 Steve Santi 96,97,99,00  
 Vinnie Sasso 94,95,96,97  
 Terence Scanlon 12,13  
 Nick Schneider 06  
 Steve Scholl 06  
 John Schultzel 97,98,99,00  
 Tom Schultzel 00,01  
 Jeff Scoras 01  
 Jonathan Scott 97,98  
 Dennis Scuderi 97,98  
 Joel Sechler 04,05,06  
 Joe Sentipal 99,00,01,02,03  
 David Shalhoub 93  
 Shane Sharpley 04,05,06  
 Billy Shea 97  
 Marcus Shell 06,07,08  
 Steve Shima 96  
 Eric Shorter 12  
 Matt Shreibman 96  
 John Siczekowski 12,13,14,15  
 Josh Siemanowicz 10,11,12,13,14  
 Josh Sienkiewicz 95  
 Ian Simon 10,11  
 Norm Simon 95,96,98  
 Joe Simmons 97  
 David Sinisi 06,07,08,09  
 Dan Sizelove 03,04,05,06  
 Bob Skellenger 05,06,07  
 Andrew Sklover 09,10  
 Ryan Skorupka 06,07  
 Balial Sloan El 08,09,10,11  
 Bill Smith 96,97  
 Bobby Smith 01,02,03,04,05  
 Chad Smith 99,00,01  
**Dimitrius Smith 12,13,14,15**  
 Rico Smith 94,95  
 Stephen Smith 95,96  
 Victor Smith 98  
 Matt Sosnovik 00,01,03,04  
 Eric Spillane 10,11,12,13  
 Michael Spirito 95  
 Markice Stephens 97,98,99,00  
 Doug Sterk 95,96,97,98  
 Kevin Sterling 06,07,08,09  
 Neal Sterling 10,11,12,13,14  
 Matt Sterner 06,07,08  
 Doug Stetz 00,01,02  
 Todd Stevens 99,00,01,02  
 Emmanuel Stinson 94,95,96,97  
 Mike Stoia 00,01,02  
 Joe Stodolak III 06,07,08  
 Jon Stolarz 07,08,09  
**Matt Stoneberg 13,14,15**  
 Joey Stout 98  
**Mike Strange 12,13,14,15**  
 Brandon Suk 12,13,14,15  
 Dan Sullivan 10,11,12,13,14  
 Jim Sullivan 07,08,09,10,11  
 Eric Sumlin 11,12,13,14  
 Colin Sumter 00,01  
 Aaron Suozzo 02,03,04,05  
 Andrew Sutton 10,11,12,13  
 Robert Swan 93  
 Brian Sweeney 03,04,05,06  
 Peyton Sykes 11  
 Nick Szymanski 93,94,95,96

**- T -**

**Zach Talley 14,15**  
**Daivone Thomas 14,15**  
**Alex Thompson 14,15**

Ennis Thompson 95,96,97,98  
 Tyler Thompson 12,13,14,15  
 Al Tillerson 10  
 Demond Timmons 94,95  
 Nick Timpone 05  
 John Tirico 93,94,95,96  
 Shawn Tisch 94  
 Bryan Tiscia 06,07  
 Joe Tramutolo 97,98,99,00  
 Paul Trass 05  
 Mike Travis 97,98,99,00  
 Stephen Traviglini 07  
 Mike Trombetta 97,98,99,00  
 James Tucker 93  
 Kyle Tucker 10,11  
 Todd Twomey 94,95,96,97

**- U -**

Tanner Unger 14  
 Dan Unkel 99,00,01  
 Mike Upham 09,10,11,12

**- V -**

Jeff Varcadipane 97  
 Joe Valenti 07,08,09,10  
 Jerry Valerius 98  
 Josh Vallejos 08,09,10,11  
 Hakeem Valles 11,12,13,14,15  
 Jim Varick 93,94,95,96  
 Charlie Vellis 11,12,13  
 Anthony Verdi 95,96,97,98  
 Tyler Verga 10,11,12  
 Jon Viggiano 96,97  
 Chris Villante 12,13  
 Shaquan Virgil 08  
 Mike Vitellaro 94,95  
 Mike Vitarello 00,01,02

**- W -**

**Christian Wagar 15**  
 Jack Wagner 93  
 Brooks Walker 00  
 Tyhquan Walker 00,01  
 Ben Wallace 10,11  
 Kevin Walsh 05,06,07,08  
 Josh Walter 04  
 Robert Ward 95,96,97,98  
 Jelaine Watts 94  
 Michael Wanat 93  
 Craig Warren 93  
 Fred Weingart 05,06,07,08  
**Zach Welch 13,14,15**  
**Ryan Wetzel 15**  
**Brandon Wharton 13,14,15**  
**Matt White 14,15**  
**Reggie White Jr. 14,15**  
 Marvin Whitest 95,96  
 Chris Whitlock 13  
 Chris Wickham 10  
 Chris Wielgosz 99,00,01,02  
 Brian Williams 95,96  
**Cody Williams 14,15**  
 Fred Williams 01,02,03  
 Johnny Williams 05  
 Ross Williams 14  
 Antwan Williamson 02,03,04,05  
 Matt Wilson 93,94,95,96  
 Marcus Winters 93,94  
 Tom Winters 12,13  
 Jay Wolfstirn 99,00,01,02  
 Billy Worfolk 01,02,03,04  
 Art Wright 08,09  
 Shawn Wright 06,07,08,09,10

**- Y -**

Matt Yascko 93  
 Jake Yates 09  
 Erik Yngstrom 03,04,05,06  
 Corey Yngstrom 05,06  
 Matt Young 93  
 Tory Yudin 07,08

**- Z -**

Jameson Zacharias 10,11,12,13  
 Tom Zdanowicz 95,96,97,98  
**Diego Zubieta 15**  
 Ryan Zuczek 12,13,14,15

# 2016 OPPONENTS COMPOSITE SCHEDULE

	09.03.16	09.10.16	09.17.16	9.24.16	10.01.16	10.08.16	10.15.16	10.22.16	10.29.16	11.05.16	11.12.16	11.19.16	11.26.16
<b>LEHIGH</b>	 MIDDLETOWN	 Villanova	 Penn	 Princeton	 Yale	 Colgate	 Georgetown	 Holy Cross	 Fordham	 Bucknell	 Lafayette		
<b>DELAWARE STATE</b>	 Delaware (9/1)	 MIDDLETOWN	 MIDDLETOWN	 Missouri	 Morgan State	 Hampton	 Florida A&M	 South Carolina State	 Aetna-Caplan	 No. Carolina Central	 No. Carolina A&T		
<b>KENT STATE</b>	 Penn State	 No. Carolina A&T	 MIDDLETOWN	 Alabama	 Akron	 Buffalo	 Miami (OH)	 Ohio	 Central Michigan	 Western Michigan (11/8)	 Bowling Green (11/15)		 Northern Illinois (11/25)
<b>CHARLESTON SOUTHERN</b>	 North Carolina State (9/27)	 Kentucky State (9/2)	 Florida State (9/10)	 MIDDLETOWN	 Coastal Carolina	 Albany State (9/1)	 Yale	 Presbyterian	 Bucknell	 Gardner Webb	 Kennesaw State		
<b>FORDHAM</b>	 Mary	 Elizabeth City State	 Hampton	 Morgan State	 MIDDLETOWN	 Lafayette	 Yale	 Georgetown	 Lehigh	 Colgate	 Holy Cross		
<b>HOWARD</b>	 Maryland	 Rutgers	 Hampton	 Morgan State	 Norfolk State	 MIDDLETOWN	 South Carolina State	 No. Carolina A&T	 Savannah State	 Delaware State			
<b>PRESBYTERIAN</b>	 Central Michigan (9/1)	 Chattanooga	 Campbell	 Florida Tech	 MIDDLETOWN (10/19)	 Gardner-Webb	 MIDDLETOWN (10/19)	 Charleston Southern	 Liberty	 Liberty	 Kennesaw State		
<b>LIBERTY</b>	 Virginia Tech	 Jacksonville	 Southern Methodist	 Jacksonville State	 Robert Morris	 Missouri S&T	 Liberty	 MIDDLETOWN	 Gardner Webb	 Presbyterian	 Charleston Southern		
<b>KENNESAW STATE</b>	 East Tenn. State	 POINT	 Jacksonville State	 Duquesne	 Furman	 Missouri S&T	 Liberty	 Gardner-Webb	 MIDDLETOWN	 Clark Atlanta	 Presbyterian		
<b>COASTAL CAROLINA</b>	 Lamar	 Florida A&M	 Jacksonville State	 Furman	 Charleston Southern	 Gardner-Webb	 Central Connecticut	 Central Connecticut	 Presbyterian	 MIDDLETOWN	 Bryant	 Liberty	 Hampton
<b>GARDNER-WEBB</b>	 Eion	 Western Carolina	 The Citadel	 Ohio	 Benedict	 Presbyterian	 Coastal Carolina	 Kennesaw State	 Liberty	 Charleston Southern			